



Chipsmall Limited consists of a professional team with an average of over 10 year of expertise in the distribution of electronic components. Based in Hongkong, we have already established firm and mutual-benefit business relationships with customers from,Europe,America and south Asia,supplying obsolete and hard-to-find components to meet their specific needs.

With the principle of “Quality Parts,Customers Priority,Honest Operation,and Considerate Service”,our business mainly focus on the distribution of electronic components. Line cards we deal with include Microchip,ALPS,ROHM,Xilinx,Pulse,ON,Everlight and Freescale. Main products comprise IC,Modules,Potentiometer,IC Socket,Relay,Connector.Our parts cover such applications as commercial,industrial, and automotives areas.

We are looking forward to setting up business relationship with you and hope to provide you with the best service and solution. Let us make a better world for our industry!



Contact us

Tel: +86-755-8981 8866 Fax: +86-755-8427 6832

Email & Skype: info@chipsmall.com Web: www.chipsmall.com

Address: A1208, Overseas Decoration Building, #122 Zhenhua RD., Futian, Shenzhen, China



Miniature Fuse with Pigtail, 5.4 x 22.5 mm, Quick-Acting F, H, 250 VAC



IEC 60127-2 · 250 VAC · Quick-Acting F



Description

- IEC Standard Fuse
- H = High Breaking Capacity (Ceramic Tube)

Standards

- IEC 60127-2/1
- UL 248-14
- CSA C22.2 no. 248.14

Approvals

- UL File Number: E41599

Applications

- Primary Protection on PCB


References

[Packaging Details](#)

Weblinks

[pdf datasheet](#), [html-datasheet](#), [General Product Information](#), [Packaging details](#), [Approvals](#), [CE declaration of conformity](#), [RoHS](#), [CHINA-RoHS](#), [REACH](#), [Distributor-Stock-Check](#), [Detailed request for product](#)

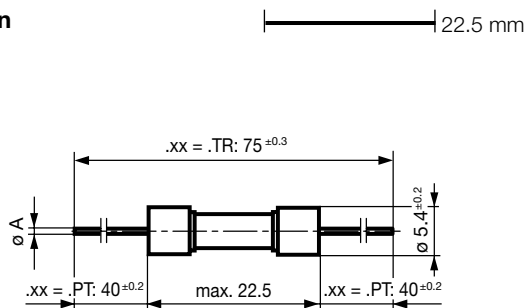
Technical Data

Rated Voltage	250 VAC
Rated current	0.5 - 16 A
Breaking Capacity	500 A - 1500 A
Characteristic	Quick-Acting F
Admissible Ambient Air Temp.	-55 °C to 125 °C
Climatic Category	55/125/21 acc. to IEC 60068-1
Material: Tube	Ceramic
Material: Endcaps	Nickel-Plated Copper Alloy
Material: Axial Leads	Tin-Plated Copper
Unit Weight	1.67 g
Storage Conditions	0 °C to 60 °C, max. 70% r.h.
Product Marking	 , Rated current, Rated Voltage, Characteristic, Breaking Capacity, Approvals

Soldering Methods	Wave, Iron Soldering Profile
Solderability	235 °C / 2 sec acc. to IEC 60068-2-20, Test Ta, method 1
Resistance to Soldering Heat	260 °C / 5 sec acc. to IEC 60068-2-20, Test Tb, method 1A

Detailed information on product approvals, code requirements, usage instructions and detailed test conditions can be looked up in [General Product Information](#)

Dimension

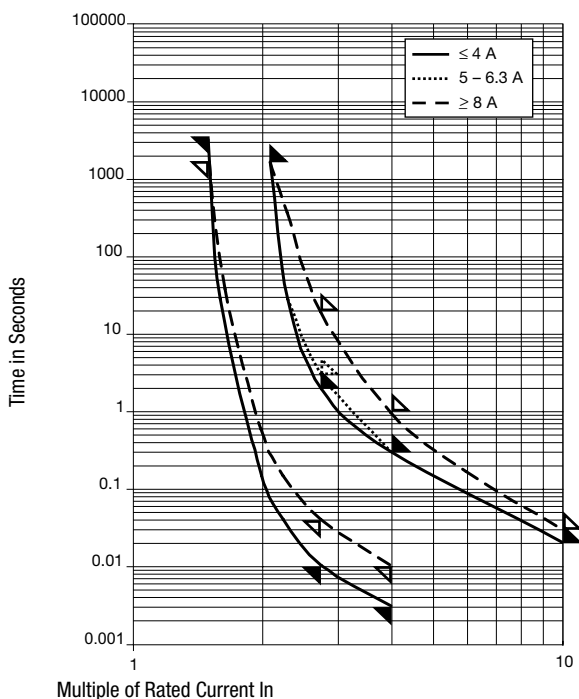


$I_n \leq 6.3 \text{ A}$: $\text{ØA} = 0.65 \text{ mm}$
 $8 \text{ A} \leq I_n \leq 12.5 \text{ A}$: $\text{ØA} = 0.8 \text{ mm}$
 $I_n \geq 16 \text{ A}$: $\text{ØA} = 1.0 \text{ mm}$


Pre-Arcing Time


Rated Current I _n	1.5 x I _n min.	2.1 x I _n max.	2.75 x I _n min.	2.75 x I _n max.	4.0 x I _n min.	4.0 x I _n max.	10.0 x I _n max.
0.5 A - 4 A	60 min	30 min	10 ms	2 s	3 ms	300 ms	20 ms
5 A - 6.3 A	60 min	30 min	10 ms	3 s	3 ms	300 ms	20 ms
8 A - 10 A	30 min	30 min	40 ms	20 s	10 ms	1 s	30 ms
12.5 A - 16 A	15 min	30 min	40 ms	20 s	10 ms	1 s	30 ms

Time-Current-Curves



All Variants

Rated Current [A]	Rated Voltage [VAC]	Breaking Capacity	Voltage Drop 1.0 I _n max. [mV]	Voltage Drop 1.0 I _n typ. [mV]	Power Dissipation 1.5 I _n max. [mW]	Power Dissipation 1.5 I _n typ. [mW]	Melting I ² t 10.0 I _n Intyp. [A ² s]		Order Number
0.5	250	1)	1800	830	2500	2400	0.098	●	0001.1001.PT
0.5	250	1)	1800	830	2500	2400	0.098	●	0001.1001.TR
0.63	250	1)	1500	800	2500	2400	0.207	●	0001.1002.PT
0.63	250	1)	1500	800	2500	2400	0.207	●	0001.1002.TR
0.8	250	1)	1200	580	2500	2400	0.469	●	0001.1003.PT
0.8	250	1)	1200	580	2500	2400	0.469	●	0001.1003.TR
1	250	1)	1000	600	2500	2500	0.75	●	0001.1004.PT
1	250	1)	1000	600	2500	2500	0.75	●	0001.1004.TR
1.25	250	1)	800	270	4000	1000	0.538	●	0001.1005.PT
1.25	250	1)	800	270	4000	1000	0.538	●	0001.1005.TR
1.6	250	1)	600	350	4000	1600	0.755	●	0001.1006.PT
1.6	250	1)	600	350	4000	1600	0.755	●	0001.1006.TR
2	250	1)	500	260	4000	1600	2	●	0001.1007.PT
2	250	1)	500	260	4000	1600	2	●	0001.1007.TR
2.5	250	1)	400	260	4000	1900	3.28	●	0001.1008.PT
2.5	250	1)	400	260	4000	1900	3.28	●	0001.1008.TR
3.15	250	1)	350	210	4000	1900	6.78	●	0001.1009.PT
3.15	250	1)	350	210	4000	1900	6.78	●	0001.1009.TR
4	250	1)	300	200	4000	2400	12.6	●	0001.1010.PT
4	250	1)	300	200	4000	2400	12.6	●	0001.1010.TR

Rated Current [A]	Rated Voltage [VAC]	Breaking Capacity	Voltage Drop 1.0 I _n max. [mV]	Voltage Drop 1.0 I _n typ. [mV]	Power Dissipation 1.5 I _n max. [mW]	Power Dissipation 1.5 I _n typ. [mW]	Melting I ² t 10.0 Intyp. [A ² s]	 Order Number
5	250	1)	250	160	4000	2400	30.8	● 0001.1011.PT
5	250	1)	250	160	4000	2400	30.8	● 0001.1011.TR
6.3	250	1)	200	150	4000	3200	36.7	● 0001.1012.PT
6.3	250	1)	200	150	4000	3200	36.7	● 0001.1012.TR
8	250	1)	200	140	4000	3900	81.9	● 0001.1013.PT
8	250	1)	200	140	4000	3900	81.9	● 0001.1013.TR
10	250	1)	200	130	4000	4700	141	● 0001.1014.PT
10	250	1)	200	130	4000	4700	141	● 0001.1014.TR
12.5	250	2)	-	110	-	6900	203	● 0001.1015.PT
12.5	250	2)	-	110	-	6900	203	● 0001.1015.TR
16	250	2)	-	120	-	7400	461	● 0001.1016.PT
16	250	2)	-	120	-	7400	461	● 0001.1016.TR

Availability for all products can be searched real-time: <http://www.schurter.com/en/Stock-Check/Stock-Check-SCHURTER>

1) IEC: H = 1500 A @ 250 VAC, p.f. = 0.7 - 0.8

1) UL: 10 kA @ 125 VAC, p.f. = 0.7 - 0.8 / 1500 A @ 250 VAC, p.f. = 0.7 - 0.8

2) IEC: 1000 A @ 250 VAC

2) UL: 500 A @ 125 VAC, p.f. = 0.7 - 0.8 / 1000 A @ 125 VAC / 500 A @ 250 VAC

Packaging Unit .xx = .PT Bulk (1000 pcs.)
 .xx = .TR Taped 33 cm Reel (1000 pcs.)