



Chipsmall Limited consists of a professional team with an average of over 10 year of expertise in the distribution of electronic components. Based in Hongkong, we have already established firm and mutual-benefit business relationships with customers from,Europe,America and south Asia,supplying obsolete and hard-to-find components to meet their specific needs.

With the principle of “Quality Parts,Customers Priority,Honest Operation,and Considerate Service”,our business mainly focus on the distribution of electronic components. Line cards we deal with include Microchip,ALPS,ROHM,Xilinx,Pulse,ON,Everlight and Freescale. Main products comprise IC,Modules,Potentiometer,IC Socket,Relay,Connector.Our parts cover such applications as commercial,industrial, and automotives areas.

We are looking forward to setting up business relationship with you and hope to provide you with the best service and solution. Let us make a better world for our industry!



Contact us

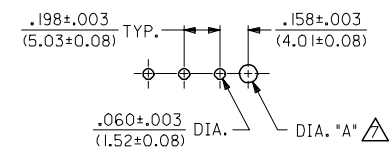
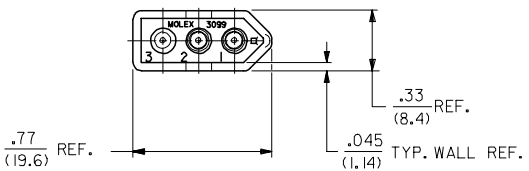
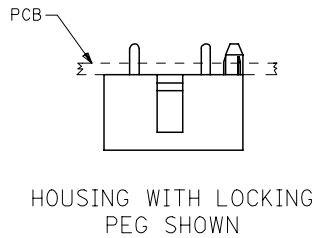
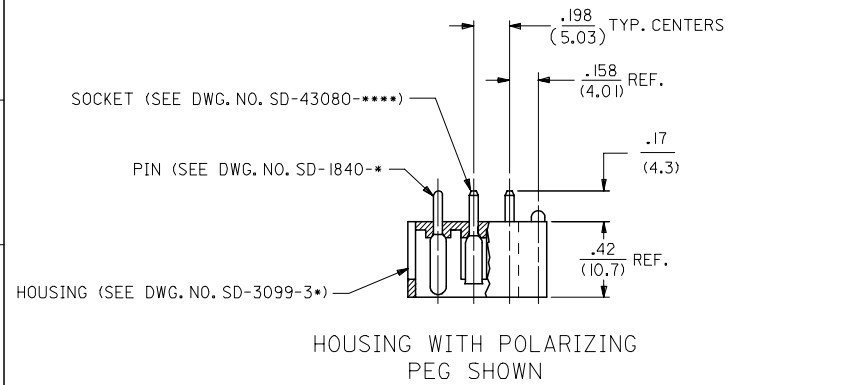
Tel: +86-755-8981 8866 Fax: +86-755-8427 6832

Email & Skype: info@chipsmall.com Web: www.chipsmall.com

Address: A1208, Overseas Decoration Building, #122 Zhenhua RD., Futian, Shenzhen, China



PART NO.		ENG. NUMBER	TERMINAL LOCATION (SEE CHART)	MAT'L	PEG TYPE	PLATING (SEE CHART)	DIA. "A"	TERMINAL LOCATION CHART (M=MALE, F=FEMALE, B=BLANK)	PLATING CODE	PLATING																																							
J	10-18-1031	A-3099-P3	A	V-0	POLARIZING	B	$.100 \pm .005$ (2.54 ± 0.13)	<table border="1"> <tr> <th rowspan="2">TERMINAL LOCATION CODE</th> <th colspan="3">CIRCUIT NO.</th> </tr> <tr> <th>1</th> <th>2</th> <th>3</th> </tr> <tr> <td>A</td> <td>M</td> <td>B</td> <td>M</td> </tr> <tr> <td>B</td> <td>M</td> <td>M</td> <td>M</td> </tr> <tr> <td>C</td> <td>F</td> <td>M</td> <td>M</td> </tr> <tr> <td>D</td> <td>M</td> <td>F</td> <td>M</td> </tr> <tr> <td>E</td> <td>M</td> <td>M</td> <td>F</td> </tr> <tr> <td>F</td> <td>M</td> <td>F</td> <td>B</td> </tr> <tr> <td>G</td> <td>M</td> <td>F</td> <td>F</td> </tr> <tr> <td>H</td> <td>F</td> <td>F</td> <td>F</td> </tr> </table>	TERMINAL LOCATION CODE	CIRCUIT NO.			1	2	3	A	M	B	M	B	M	M	M	C	F	M	M	D	M	F	M	E	M	M	F	F	M	F	B	G	M	F	F	H	F	F	F	A	UNPLATED
	TERMINAL LOCATION CODE	CIRCUIT NO.																																															
		1	2	3																																													
	A	M	B	M																																													
	B	M	M	M																																													
	C	F	M	M																																													
	D	M	F	M																																													
	E	M	M	F																																													
F	M	F	B																																														
G	M	F	F																																														
H	F	F	F																																														
I	10-18-1032	A-3099-P3I	B		POLARIZING		$.100 \pm .005$ (2.54 ± 0.13)	<table border="1"> <tr> <th rowspan="2">TERMINAL LOCATION CODE</th> <th colspan="3">CIRCUIT NO.</th> </tr> <tr> <th>1</th> <th>2</th> <th>3</th> </tr> <tr> <td>A</td> <td>M</td> <td>B</td> <td>M</td> </tr> <tr> <td>B</td> <td>M</td> <td>M</td> <td>M</td> </tr> <tr> <td>C</td> <td>F</td> <td>M</td> <td>M</td> </tr> <tr> <td>D</td> <td>M</td> <td>F</td> <td>M</td> </tr> <tr> <td>E</td> <td>M</td> <td>M</td> <td>F</td> </tr> <tr> <td>F</td> <td>M</td> <td>F</td> <td>B</td> </tr> <tr> <td>G</td> <td>M</td> <td>F</td> <td>F</td> </tr> <tr> <td>H</td> <td>F</td> <td>F</td> <td>F</td> </tr> </table>	TERMINAL LOCATION CODE	CIRCUIT NO.			1	2	3	A	M	B	M	B	M	M	M	C	F	M	M	D	M	F	M	E	M	M	F	F	M	F	B	G	M	F	F	H	F	F	F	B	PINS ONLY: OVERALL TIN: .000200/(0.00508) MIN. OVER COPPER .000100/(0.00254) MIN.
	TERMINAL LOCATION CODE	CIRCUIT NO.																																															
		1	2	3																																													
	A	M	B	M																																													
	B	M	M	M																																													
	C	F	M	M																																													
	D	M	F	M																																													
	E	M	M	F																																													
F	M	F	B																																														
G	M	F	F																																														
H	F	F	F																																														
H	10-18-1033	A-3099-P3A	C		POLARIZING		$.100 \pm .005$ (2.54 ± 0.13)	<table border="1"> <tr> <th rowspan="2">TERMINAL LOCATION CODE</th> <th colspan="3">CIRCUIT NO.</th> </tr> <tr> <th>1</th> <th>2</th> <th>3</th> </tr> <tr> <td>A</td> <td>M</td> <td>B</td> <td>M</td> </tr> <tr> <td>B</td> <td>M</td> <td>M</td> <td>M</td> </tr> <tr> <td>C</td> <td>F</td> <td>M</td> <td>M</td> </tr> <tr> <td>D</td> <td>M</td> <td>F</td> <td>M</td> </tr> <tr> <td>E</td> <td>M</td> <td>M</td> <td>F</td> </tr> <tr> <td>F</td> <td>M</td> <td>F</td> <td>B</td> </tr> <tr> <td>G</td> <td>M</td> <td>F</td> <td>F</td> </tr> <tr> <td>H</td> <td>F</td> <td>F</td> <td>F</td> </tr> </table>	TERMINAL LOCATION CODE	CIRCUIT NO.			1	2	3	A	M	B	M	B	M	M	M	C	F	M	M	D	M	F	M	E	M	M	F	F	M	F	B	G	M	F	F	H	F	F	F	B	SOCKETS ONLY: OVERALL TIN: .000050/(0.00127) MIN. OVER NICKEL .000050/(0.00127) MIN.
	TERMINAL LOCATION CODE	CIRCUIT NO.																																															
		1	2	3																																													
	A	M	B	M																																													
	B	M	M	M																																													
	C	F	M	M																																													
	D	M	F	M																																													
	E	M	M	F																																													
F	M	F	B																																														
G	M	F	F																																														
H	F	F	F																																														
H	38-00-0204	A-3099-P3I3	B		NONE		$.103 \pm .003 / - .002$ (2.62 ± 0.08 / - 0.05)	<table border="1"> <tr> <th rowspan="2">TERMINAL LOCATION CODE</th> <th colspan="3">CIRCUIT NO.</th> </tr> <tr> <th>1</th> <th>2</th> <th>3</th> </tr> <tr> <td>A</td> <td>M</td> <td>B</td> <td>M</td> </tr> <tr> <td>B</td> <td>M</td> <td>M</td> <td>M</td> </tr> <tr> <td>C</td> <td>F</td> <td>M</td> <td>M</td> </tr> <tr> <td>D</td> <td>M</td> <td>F</td> <td>M</td> </tr> <tr> <td>E</td> <td>M</td> <td>M</td> <td>F</td> </tr> <tr> <td>F</td> <td>M</td> <td>F</td> <td>B</td> </tr> <tr> <td>G</td> <td>M</td> <td>F</td> <td>F</td> </tr> <tr> <td>H</td> <td>F</td> <td>F</td> <td>F</td> </tr> </table>	TERMINAL LOCATION CODE	CIRCUIT NO.			1	2	3	A	M	B	M	B	M	M	M	C	F	M	M	D	M	F	M	E	M	M	F	F	M	F	B	G	M	F	F	H	F	F	F		
	TERMINAL LOCATION CODE	CIRCUIT NO.																																															
1		2	3																																														
A	M	B	M																																														
B	M	M	M																																														
C	F	M	M																																														
D	M	F	M																																														
E	M	M	F																																														
F	M	F	B																																														
G	M	F	F																																														
H	F	F	F																																														
H	22-19-1031	A-3099-030I	A		LOCKING		$.103 \pm .003 / - .002$ (2.62 ± 0.08 / - 0.05)	<table border="1"> <tr> <th rowspan="2">TERMINAL LOCATION CODE</th> <th colspan="3">CIRCUIT NO.</th> </tr> <tr> <th>1</th> <th>2</th> <th>3</th> </tr> <tr> <td>A</td> <td>M</td> <td>B</td> <td>M</td> </tr> <tr> <td>B</td> <td>M</td> <td>M</td> <td>M</td> </tr> <tr> <td>C</td> <td>F</td> <td>M</td> <td>M</td> </tr> <tr> <td>D</td> <td>M</td> <td>F</td> <td>M</td> </tr> <tr> <td>E</td> <td>M</td> <td>M</td> <td>F</td> </tr> <tr> <td>F</td> <td>M</td> <td>F</td> <td>B</td> </tr> <tr> <td>G</td> <td>M</td> <td>F</td> <td>F</td> </tr> <tr> <td>H</td> <td>F</td> <td>F</td> <td>F</td> </tr> </table>	TERMINAL LOCATION CODE	CIRCUIT NO.			1	2	3	A	M	B	M	B	M	M	M	C	F	M	M	D	M	F	M	E	M	M	F	F	M	F	B	G	M	F	F	H	F	F	F		
TERMINAL LOCATION CODE	CIRCUIT NO.																																																
	1	2	3																																														
A	M	B	M																																														
B	M	M	M																																														
C	F	M	M																																														
D	M	F	M																																														
E	M	M	F																																														
F	M	F	B																																														
G	M	F	F																																														
H	F	F	F																																														



RECOMMENDED P.C. BOARD HOLE LAYOUT

- NOTES:
- MATERIAL:
HOUSING: UNFILLED POLYESTER, 94V-0, COLOR: BLACK
PIN TERMINAL: CARTRIDGE BRASS
SOCKET TERMINAL: PHOSPHOR BRONZE
 - FINISH: SEE TABLE
 - PRODUCT SPECIFICATION: N/A
 - PACKAGING SPECIFICATION: N/A
 - MATES WITH MOLEX 1396 RECEPTACLES AND .093/(2.36) SERIES TERMINALS.
 - ASSEMBLIES TO BE MOUNTED ON SUPPORTED EDGE OF P.C. BOARD.
- ▲ ONLY REQUIRED WHEN USING PARTS WITH OPTIONAL POLARIZING OR LOCKING PEGS.

UPDATE PLATING FC NO: UCP2006-2825 DRAWN: P. DDER 2006/06/08 CHKD: AEL/HAG 2006/06/09 APPR: FSM/TH 2006/06/12	QUALITY SYMBOLS 	GENERAL TOLERANCES (UNLESS SPECIFIED)		DIMENSION STYLE IN/MM		SCALE 2:1	DESIGN UNITS INCH	THIRD ANGLE PROJECTION
		4 PLACES ± --- ± --- 3 PLACES ± --- ± .010 2 PLACES ± 0.25 ± .014 1 PLACE ± 0.36 ± --- ANGULAR ± 1/2°	DRAWN BY GEP DATE 5/25/89	CHECKED BY RW DATE 5/25/89	APPROVED BY RAS DATE 5/25/89	CONNECTOR ASSEMBLY ENCLOSED WAFER 3 CIRCUIT MOLEX INCORPORATED		
DRAFT WHERE APPLICABLE MUST REMAIN WITHIN DIMENSIONS		SEE CHART		MATERIAL NO. SDA-3099-*3**	DOCUMENT NO.			

THIS DRAWING CONTAINS INFORMATION THAT IS PROPRIETARY TO MOLEX INCORPORATED AND SHOULD NOT BE USED WITHOUT WRITTEN PERMISSION