



Chipsmall Limited consists of a professional team with an average of over 10 year of expertise in the distribution of electronic components. Based in Hongkong, we have already established firm and mutual-benefit business relationships with customers from,Europe,America and south Asia,supplying obsolete and hard-to-find components to meet their specific needs.

With the principle of "Quality Parts,Customers Priority,Honest Operation,and Considerate Service",our business mainly focus on the distribution of electronic components. Line cards we deal with include Microchip,ALPS,ROHM,Xilinx,Pulse,ON,Everlight and Freescale. Main products comprise IC,Modules,Potentiometer,IC Socket,Relay,Connector.Our parts cover such applications as commercial,industrial, and automotives areas.

We are looking forward to setting up business relationship with you and hope to provide you with the best service and solution. Let us make a better world for our industry!



Contact us

Tel: +86-755-8981 8866 Fax: +86-755-8427 6832

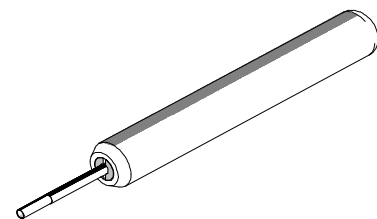
Email & Skype: info@chipsmall.com Web: www.chipsmall.com

Address: A1208, Overseas Decoration Building, #122 Zhenhua RD., Futian, Shenzhen, China





Extractor Tool Instruction Sheet Order No. 11-01-0168 (HT60901)



FEATURES

- This Extractor Tool is for the removal of 2.13mm (.084") Diameter Series pin and socket male and female terminals in both plugs and receptacles.

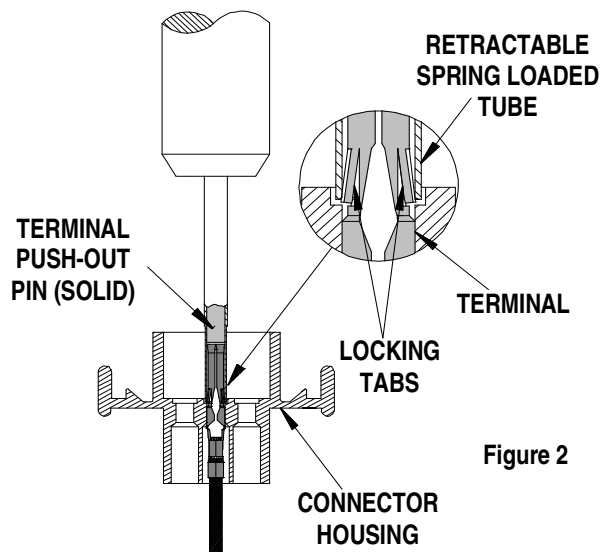
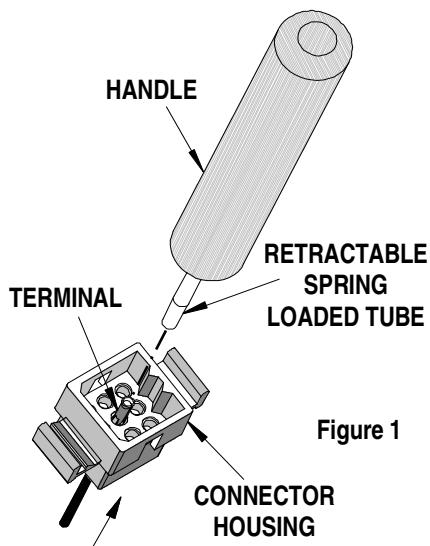
SCOPE

Products: MLX™ 2.13mm (.084") Diameter Pin and Socket Crimp Terminals.

Terminal Series No.	Terminal Order No.				
	42023	02-08-2003	02-08-2005	02-08-2007	02-08-2009
02-08-2004		02-08-2006	02-08-2008	02-08-2010	02-08-2012
42024	02-08-1001	02-08-1003	02-08-1005	02-08-1007	
	02-08-1002	02-08-1004	02-08-1006	02-08-1008	

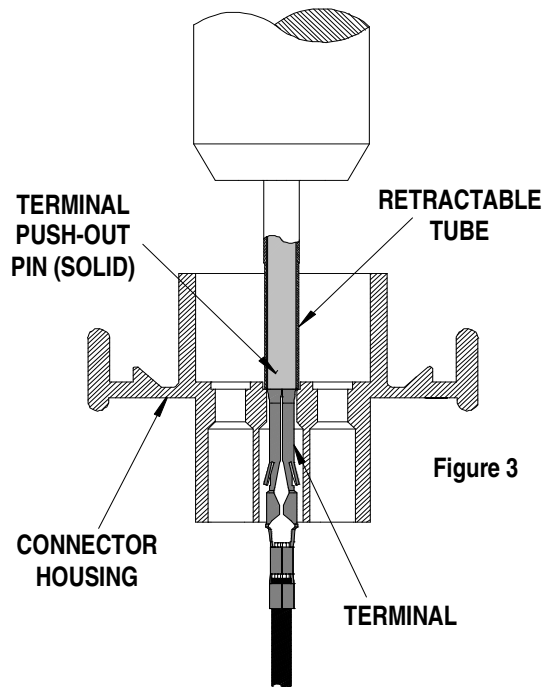
OPERATION:

1. The Extractor Tool must be **In Line** with the terminal as shown. Push terminal forward in arrow direction before using the Extractor Tool. See Figure 1.
2. The Retractable Spring Loaded Tube must depress the Locking Tabs on the terminal before it contacts the Terminal Push out pin. Rotate Extractor Tool while following above instructions. See Figure 2.



Note: All figures in this document are a generic representation and may not be the exact products listed in the scope.

- The terminal push-out pin (solid) pushes the terminal back through the connector hole as the retractable tube recedes into the handle. Always re-spread the locking tabs when reinserting the same terminal.



- Molex does not offer repair parts for Extractor Tools due to the inexpensive nature of these tools.

Americas Headquarters
Lisle, Illinois 60532 U.S.A.
1-800-78MOLEX
amerinfo@molex.com

Far East North Headquarters
Yamato, Kanagawa, Japan
81-462-65-2324
feninfo@molex.com

Far East South Headquarters
Jurong, Singapore
65-6-268-6868
fesinfo@molex.com

European Headquarters
Munich, Germany
49-89-413092-0
eurinfo@molex.com

Corporate Headquarters
2222 Wellington Ct.
Lisle, IL 60532 U.S.A.
630-969-4550
Fax: 630-969-1352

Visit our Web site at <http://www.molex.com>