



Chipsmall Limited consists of a professional team with an average of over 10 year of expertise in the distribution of electronic components. Based in Hongkong, we have already established firm and mutual-benefit business relationships with customers from,Europe,America and south Asia,supplying obsolete and hard-to-find components to meet their specific needs.

With the principle of “Quality Parts,Customers Priority,Honest Operation,and Considerate Service”,our business mainly focus on the distribution of electronic components. Line cards we deal with include Microchip,ALPS,ROHM,Xilinx,Pulse,ON,Everlight and Freescale. Main products comprise IC,Modules,Potentiometer,IC Socket,Relay,Connector.Our parts cover such applications as commercial,industrial, and automotives areas.

We are looking forward to setting up business relationship with you and hope to provide you with the best service and solution. Let us make a better world for our industry!



Contact us

Tel: +86-755-8981 8866 Fax: +86-755-8427 6832

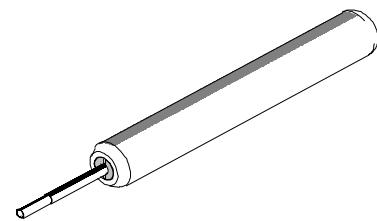
Email & Skype: info@chipsmall.com Web: www.chipsmall.com

Address: A1208, Overseas Decoration Building, #122 Zhenhua RD., Futian, Shenzhen, China





Extractor Tool Instruction Sheet Order No. 11-03-0037 (HT60624)



FEATURES

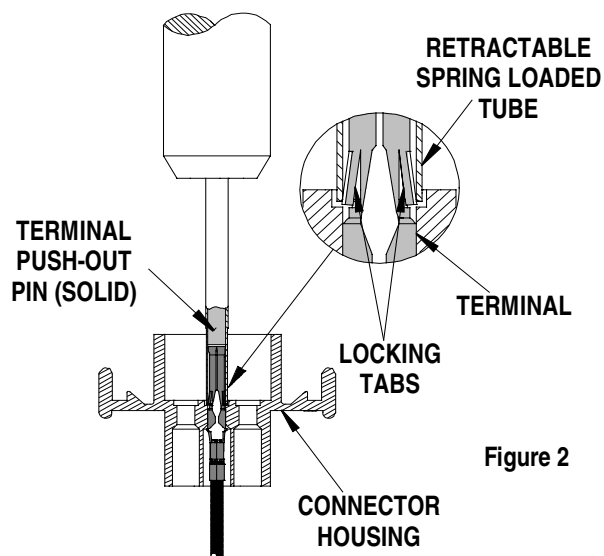
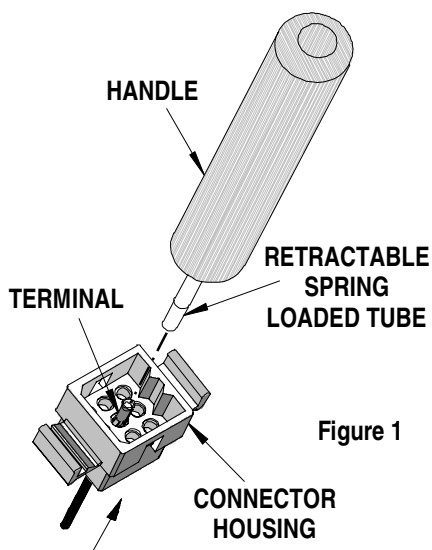
- This Extractor Tool is for the removal of 5.08mm (.200") Pitch Series pin and socket male and female terminals in both plugs and receptacles.

SCOPE

Products: 5.08mm (.200") Pitch Disk Drive Power Connection System, Pin and Socket Crimp Terminals.

Terminal Series No.	Terminal Order No.					
8980	02-08-1201	02-08-1211	02-08-1220	02-08-1237	02-08-1336	15-24-4251
	02-08-1202	02-08-1212	02-08-1221	02-08-1263	02-08-1337	15-24-4252
	02-08-1203	02-08-1213	02-08-1222	02-08-1265	02-08-1363	15-24-4253
	02-08-1204	02-08-1214	02-08-1223	02-08-1266	02-08-1365	40-08-1117
	02-08-1205	02-08-1215	02-08-1224	02-08-1268	15-24-4061	40-08-1118
	02-08-1206	02-08-1216	02-08-1225	02-08-1309	15-24-4151	40-08-1119
	02-08-1207	02-08-1217	02-08-1234	02-08-1320	15-24-4152	40-08-1197
	02-08-1208	02-08-1218	02-08-1235	02-08-1334	15-24-4153	40-08-1198
	02-08-1209	02-08-1219	02-08-1236	02-08-1335	15-24-4160	40-08-1199

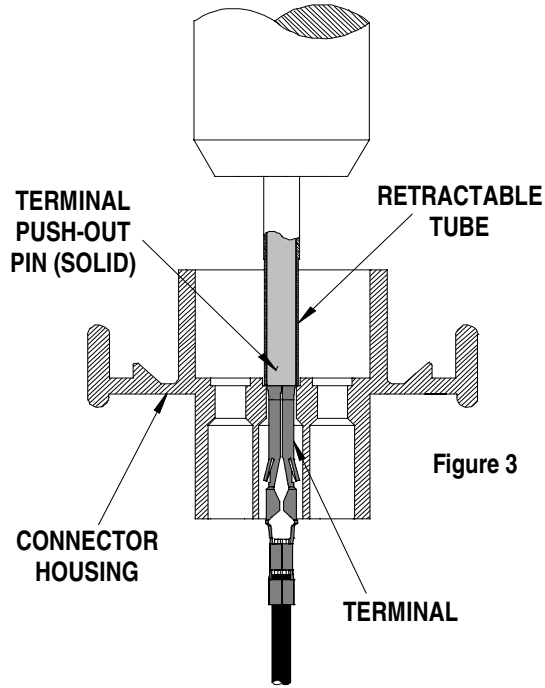
OPERATION:



Note: All figures in this document are a generic representation and may not be the exact products listed in the scope.

- The Extractor Tool must be **In Line** with the terminal as shown. Push terminal forward in arrow direction before using the Extractor Tool. See Figure 1.

2. The Retractable Spring Loaded Tube must depress the Locking Tabs on the terminal before it contacts the Terminal Push out pin. Rotate Extractor Tool while following above instructions. See Figure 2.
3. The terminal push-out pin (solid) pushes the terminal back through the connector hole as the retractable tube recedes into the handle. Always re-spread the locking tabs when reinserting the same terminal.



4. Molex does not offer repair parts for Extractor Tools due to the inexpensive nature of these tools.

Americas Headquarters
Lisle, Illinois 60532 U.S.A.
1-800-78MOLEX
amerinfo@molex.com

Far East North Headquarters
Yamato, Kanagawa, Japan
81-462-65-2324
feninfo@molex.com

Far East South Headquarters
Jurong, Singapore
65-6-268-6868
fesinfo@molex.com

European Headquarters
Munich, Germany
49-89-413092-0
eurinfo@molex.com

Corporate Headquarters
2222 Wellington Ct.
Lisle, IL 60532 U.S.A.
630-969-4550
Fax: 630-969-1352

Visit our Web site at <http://www.molex.com>