



Chipsmall Limited consists of a professional team with an average of over 10 year of expertise in the distribution of electronic components. Based in Hongkong, we have already established firm and mutual-benefit business relationships with customers from,Europe,America and south Asia,supplying obsolete and hard-to-find components to meet their specific needs.

With the principle of “Quality Parts,Customers Priority,Honest Operation,and Considerate Service”,our business mainly focus on the distribution of electronic components. Line cards we deal with include Microchip,ALPS,ROHM,Xilinx,Pulse,ON,Everlight and Freescale. Main products comprise IC,Modules,Potentiometer,IC Socket,Relay,Connector.Our parts cover such applications as commercial,industrial, and automotives areas.

We are looking forward to setting up business relationship with you and hope to provide you with the best service and solution. Let us make a better world for our industry!



Contact us

Tel: +86-755-8981 8866 Fax: +86-755-8427 6832

Email & Skype: info@chipsmall.com Web: www.chipsmall.com

Address: A1208, Overseas Decoration Building, #122 Zhenhua RD., Futian, Shenzhen, China



Shock-Safe Fuseholder, 5 x 20 mm, Slotted Cap, IP 67



Variant 2

250 VAC · 2.5W / 10A (VDE) · 250VAC/DC · 10A (UL/CSA)



Description

- Screw type fuse carrier

Unique Selling Proposition

- Complete protection against touch
- Protection against temporary submergence
- Compact design

Standards

- IEC 60127-6 Edition 2.0
- UL 4248-1
- CSA 22.2 no. 4248.1


Approvals

- VDE Certificate Number: 133472
- UL File Number: E39328

Weblinks

[pdf datasheet](#), [html-datasheet](#), [General Product Information](#), [Packaging details](#), [Approvals](#), [CE declaration of conformity](#), [RoHS](#), [CHINA-RoHS](#), [REACH](#), [Distributor-Stock-Check](#), [Detailed request for product](#)

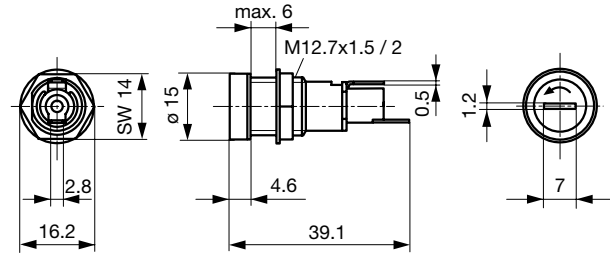
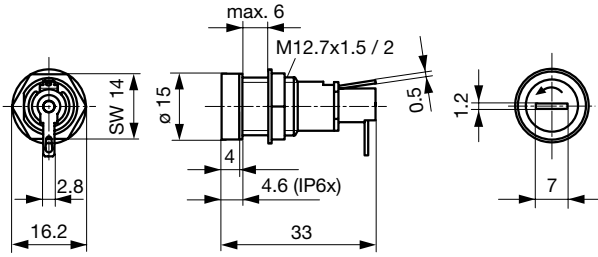
Technical Data

Shock-Safe Category	PC2
Fuse-Link	5 x 20mm
Mounting	Panel Mount, Front Side
Attachment	Fixing Nut
Terminal	Solder or Quick-Connect 2.8 x 0.5 mm
Rated Voltage	250 VAC (VDE), 250 VAC/DC (UL/CSA)
Rated current	10A (VDE), 10A (UL/CSA)
Rated Power Acceptance IEC	2.5W / 10A @ Ta 23 °C Admissible power acceptance at higher ambient temperature see derating curves
Degree of Protection	IP 67
Protection Class	Suitable for appliances with protection class I or II acc. to IEC 61140
Admissible Ambient Air Temp.	-40 °C to 85 °C
Climatic Category	40/085/21 acc. to IEC 60068-1
Material: Socket	Thermoset, black, UL 94V-0
Material: Terminals	Tin-Plated Copper Alloy
Unit Weight	5.95 g
Storage Conditions	0 °C to 60 °C, max. 70% r.h.
Product Marking	 Type, Rated Voltage, Rated current, Approvals

Soldering Methods	Iron Soldering Profile
Solderability	350 °C / 2 sec acc. to IEC 60068-2-20, Test Ta, method 2
Resistance to Soldering Heat	350 °C / 10 sec acc. to IEC 60068-2-20, Test Tb, method 2
Contact Resistance	< 5 mΩ at 20 mV
Dielectric Strength	> 3kV > 4kV between L/N-PE (50Hz; 1 min)
Impulse Withstand Voltage	> 4kV between L-N > 6kV between L/N-PE
Insulation Resistance	> 10 MΩ between L-N > 100 MΩ between L/N-PE (500 VDC; 1 min)
Overvoltage Category	I - III acc. to IEC 60664-1
Pollution Degree	1 - 3 acc. to IEC 60664-1
Admissible Torque on Fixing Nut	max 1.2 Nm
Panel Thickness	max 6 mm

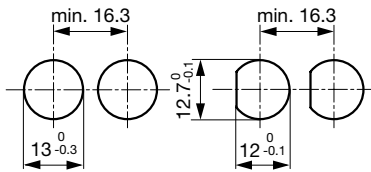
Detailed information on product approvals, code requirements, usage instructions and detailed test conditions can be looked up in [General Product Information](#)

Dimension



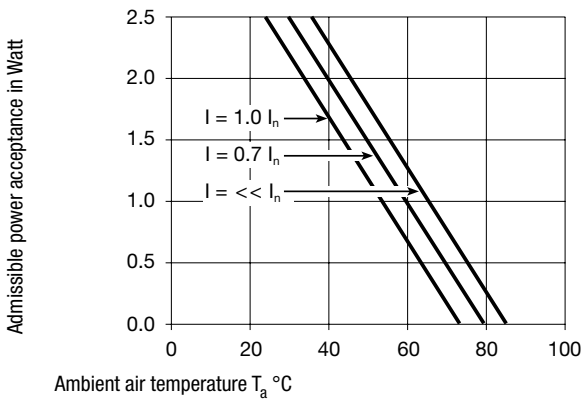
Variants 0031.1363 and 0031.1383

Variant 0031.1351



Mounting holes

Derating Curves



All Variants

Holder	Cap	Terminal	Position End-Terminal	Degree of Protection	Order Number
●	slotted	Solder	Straight to Fuse Axis	IP 67	0031.1351
●	slotted	Solder	90° to Fuse Axis	IP 67	0031.1353

Most Popular.

Availability for all products can be searched real-time: <http://www.schurter.com/en/Stock-Check/Stock-Check-SCHURTER>

Quick-Connect Terminals on Request

Packaging Unit

Bulk (100 pcs.)