



Chipsmall Limited consists of a professional team with an average of over 10 year of expertise in the distribution of electronic components. Based in Hongkong, we have already established firm and mutual-benefit business relationships with customers from,Europe,America and south Asia,supplying obsolete and hard-to-find components to meet their specific needs.

With the principle of "Quality Parts,Customers Priority,Honest Operation,and Considerate Service",our business mainly focus on the distribution of electronic components. Line cards we deal with include Microchip,ALPS,ROHM,Xilinx,Pulse,ON,Everlight and Freescale. Main products comprise IC,Modules,Potentiometer,IC Socket,Relay,Connector.Our parts cover such applications as commercial,industrial, and automotives areas.

We are looking forward to setting up business relationship with you and hope to provide you with the best service and solution. Let us make a better world for our industry!



## Contact us

Tel: +86-755-8981 8866 Fax: +86-755-8427 6832

Email & Skype: info@chipsmall.com Web: www.chipsmall.com

Address: A1208, Overseas Decoration Building, #122 Zhenhua RD., Futian, Shenzhen, China



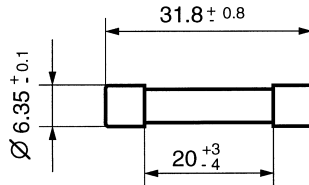
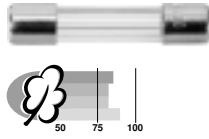
# FUSES

FST 6,3 × 32

Non resettable fuses

## Miniature Fuses Type FST 6,3 × 32

time-lag T  
low breaking capacity  
Glass tube



### Standards

none

### Approvals

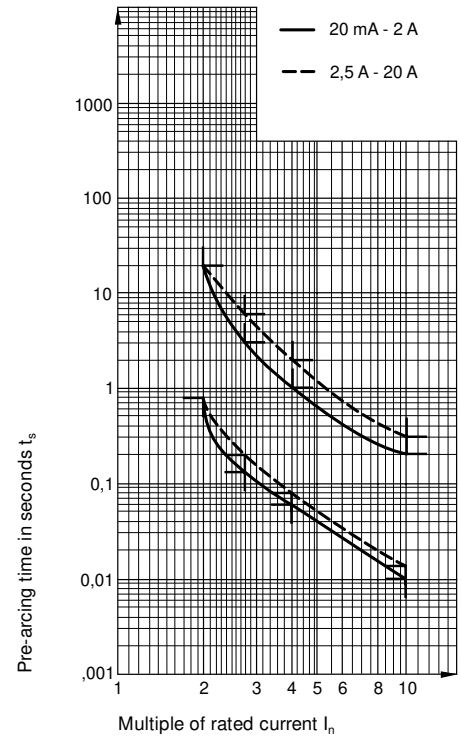
none

### Pre-arcing time/current characteristic (at T<sub>a</sub> 23 °C)

Rated current I <sub>n</sub> \ n · I <sub>n</sub>	2 · I <sub>n</sub>		2,75 · I <sub>n</sub>		4 · I <sub>n</sub>		10 · I <sub>n</sub>	
	min.	max.	min.	max.	min.	max.	min.	max.
20 mA – 2 A	800 ms*	20 s*	150 ms*	3 s*	60 ms	1 s	10 ms	200 ms
2,5 – 20 A	800 ms	20 s	200 ms	6 s	80 ms	2 s	15 ms	300 ms

Non fusing current I<sub>nf</sub> = 1,15 I<sub>n</sub>

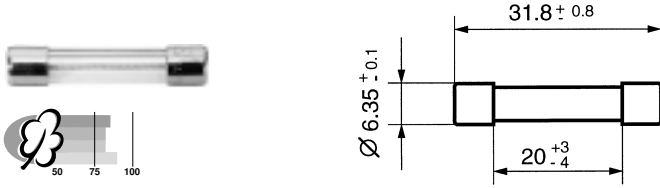
\* These values are not guaranteed at 20 mA



Order No.	Rated current I <sub>n</sub> Rated voltage U <sub>n</sub>	Breaking capacity	Voltage drop		Sustained power dissipation	Pre-arcing I <sup>2</sup> t at 10 · I <sub>n</sub>
			at I <sub>n</sub>	at 1,15 · I <sub>n</sub>		
			max. mV	typ. mV	typ. W	A <sup>2</sup> s
0034.3401	20 mA / 250 V	35 A / 250 V AC, p.f. / cos φ 1	5500	2800	0,1	on request
0034.3402	32 mA / 250 V		5500	2700	0,1	
0034.3403	40 mA / 250 V		5000	2100	0,1	
0034.3404	50 mA / 250 V		5000	1600	0,1	
0034.3405	63 mA / 250 V		4000	1500	0,1	
0034.3406	80 mA / 250 V		3400	1100	0,1	
0034.3407	100 mA / 250 V		2500	940	0,1	
0034.3408	125 mA / 250 V		2000	890	0,1	
0034.3409	160 mA / 250 V		1700	770	0,1	
0034.3410	200 mA / 250 V		1400	840	0,2	
0034.3411	250 mA / 250 V		1200	590	0,2	
0034.3412	315 mA / 250 V		900	200	0,1	
0034.3413	400 mA / 250 V		650	180	0,1	
0034.3414	500 mA / 250 V		550	140	0,1	
0034.3415	630 mA / 250 V		450	140	0,1	
0034.3416	800 mA / 250 V		320	140	0,1	
0034.3417	1 A / 250 V		270	140	0,2	
0034.3418	1,25 A / 250 V		250	100	0,2	
0034.3419	1,6 A / 250 V		200	100	0,2	
0034.3420	2 A / 250 V		200	90	0,2	
0034.3421	2,5 A / 250 V	200	80	0,3		
0034.3422	3,15 A / 250 V	200	80	0,3		
0034.3423	4 A / 250 V	10 · I <sub>n</sub> / 250 V AC p.f. / cos φ 1	200	80	0,4	
0034.3424	5 A / 250 V		200	80	0,5	
0034.3425	6,3 A / 250 V		200	80	0,7	
0034.3426	8 A / 250 V		200	120	1,5	
0034.3427	10 A / 250 V		200	110	1,6	
0034.3428	12,5 A / 250 V		180	100	1,7	
0034.3429	16 A / 250 V		150	90	2,2	
0034.3430	20 A / 250 V		150	100	3,3	

**Miniature Fuses**  
**Type FST 6,3 × 32**

time-delay  
Glass tube



**Standards**

UL 248-14 (formerly 198.G)  
CSA C22.2 No. 248.14 (formerly 59.2 M)

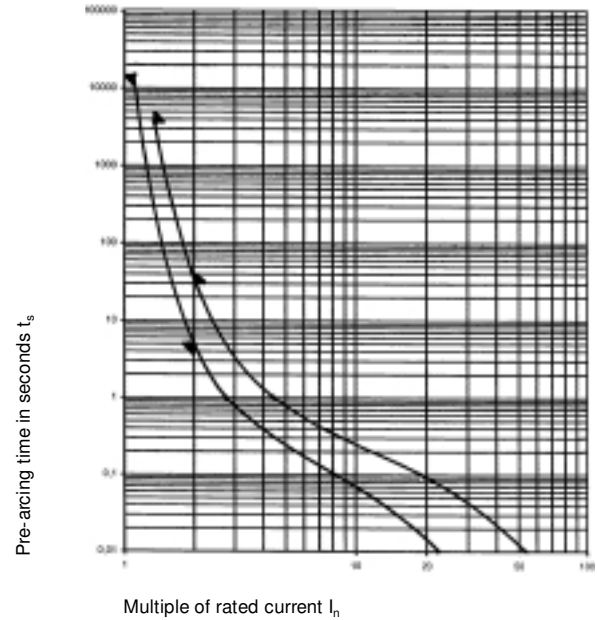
**Approvals**

UL  
CSA

**Pre-arcing time/current characteristic (at T<sub>a</sub> 23 °C)**

Rated current I <sub>n</sub>	n · I <sub>n</sub>		2 · I <sub>n</sub>	
	1,1 · I <sub>n</sub> *	1,35 · I <sub>n</sub>	min.	max.
0,062 – 15 A	min. 4 h	max. 1 h	min. 5 s	max. 30 s

\* Non fusing current I<sub>nf</sub>



Order No.	Rated current I <sub>n</sub> Rated voltage U <sub>n</sub>	Breaking capacity	Voltage drop at I <sub>n</sub> max.	Sustained power dissipation at 1,1 I <sub>n</sub> max.	Pre-arcing I <sup>2</sup> t at 10 · I <sub>n</sub>	Approvals
0034.5204	63 mA / 250 V	10 000 A / 125 V AC / p.f. / cos φ 0,7–0,8	7500	1,05	1,21 · 10 <sup>-1</sup>	• •
0034.5207	100 mA / 250 V		4500	1,17	2,1 · 10 <sup>-1</sup>	• •
0034.5208	125 mA / 250 V		4136	1,22	2,88 · 10 <sup>-1</sup>	• •
0034.5209	150 mA / 250 V		3502	1,28	4,4 · 10 <sup>-1</sup>	• •
0034.5211	175 mA / 250 V		3150	1,31	5 · 10 <sup>-1</sup>	• •
0034.5212	187 mA / 250 V		2850	1,34	5,2 · 10 <sup>-1</sup>	• •
0034.5213	200 mA / 250 V		2808	1,35	9,85 · 10 <sup>-1</sup>	• •
0034.5214	250 mA / 250 V		2334	1,41	6,4 · 10 <sup>-1</sup>	• •
0034.5215	300 mA / 250 V		1950	1,46	1,27	• •
0034.5217	375 mA / 250 V		1800	1,58	1,38	• •
0034.5219	500 mA / 250 V		1125	1,8	3,34	• •
0034.5220	600 mA / 250 V		1081	1,88	4,91	• •
0034.5223	750 mA / 250 V		931	2,03	9,04	• •
0034.5224	800 mA / 250 V		876	2,1	10,5	• •
0034.5225	1 A / 250 V		750	2,21	16,7	• •
0034.5226	1,2 A / 250 V		729	2,25	18,5	• •
0034.5227	1,25 A / 250 V		537	2,3	20,8	• •
0034.5228	1,5 A / 250 V		531	2,33	25	• •
0034.5229	1,6 A / 250 V		450	2,37	32,5	• •
0034.5230	1,8 A / 250 V		435	2,4	33,4	• •
0034.5231	2 A / 250 V		427	2,48	47,1	• •
0034.5232	2,25 A / 250 V		393	2,52	50,5	• •
0034.5233	2,5 A / 250 V		359	2,57	108	• •
0034.5234	2,8 A / 250 V		330	2,61	126	• •
0034.5235	3 A / 250 V	325	2,66	180	• •	
0034.5237	3,2 A / 250 V	319	2,7	136	• •	
0034.5238	4 A / 250 V	286	2,75	232	• •	
0034.5239	5 A / 250 V	270	2,84	620	• •	
0034.5241	6,25 A / 250 V	180	1,4		• •	
0034.5243	7 A / 250 V	156	1,47		• •	
0034.5244	8 A / 250 V	140	1,53		• •	
0034.5245	10 A / 125 V	91	2,7	538	• •	
0034.5246	12 A / 125 V	90	3,3	765	• •	
0034.5247	15 A / 125 V	90	4,5	1930	• •	