



Chipsmall Limited consists of a professional team with an average of over 10 year of expertise in the distribution of electronic components. Based in Hongkong, we have already established firm and mutual-benefit business relationships with customers from,Europe,America and south Asia,supplying obsolete and hard-to-find components to meet their specific needs.

With the principle of “Quality Parts,Customers Priority,Honest Operation,and Considerate Service”,our business mainly focus on the distribution of electronic components. Line cards we deal with include Microchip,ALPS,ROHM,Xilinx,Pulse,ON,Everlight and Freescale. Main products comprise IC,Modules,Potentiometer,IC Socket,Relay,Connector.Our parts cover such applications as commercial,industrial, and automotives areas.

We are looking forward to setting up business relationship with you and hope to provide you with the best service and solution. Let us make a better world for our industry!



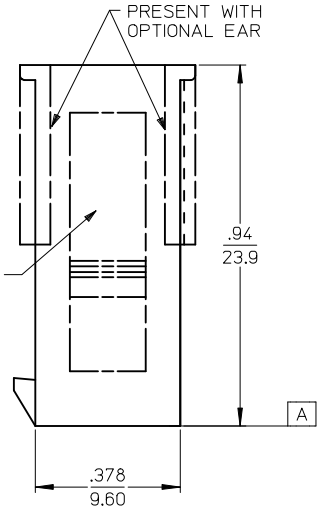
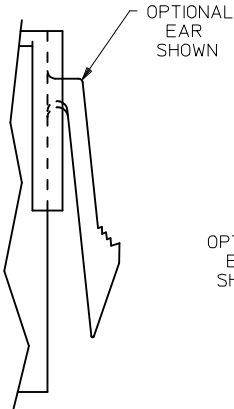
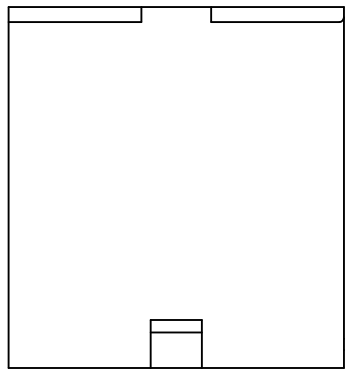
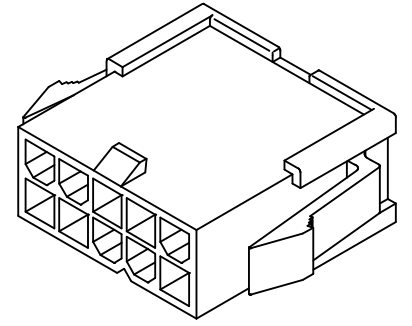
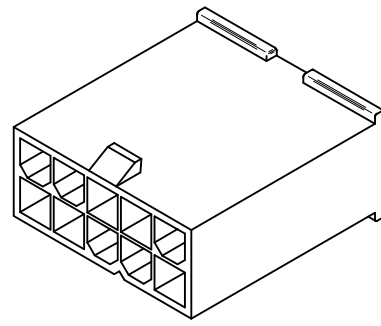
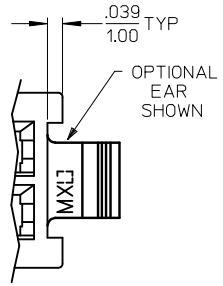
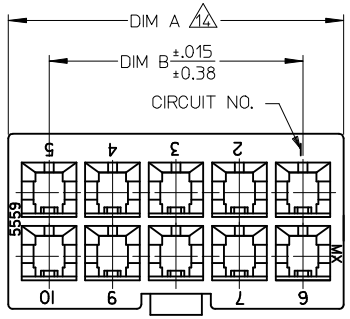
Contact us

Tel: +86-755-8981 8866 Fax: +86-755-8427 6832

Email & Skype: info@chipsmall.com Web: www.chipsmall.com

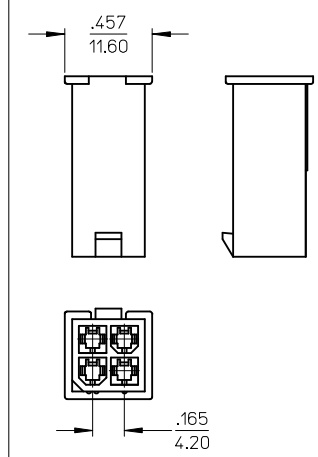
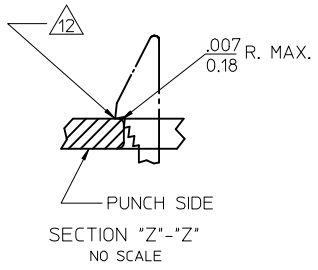
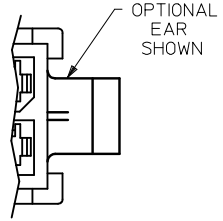
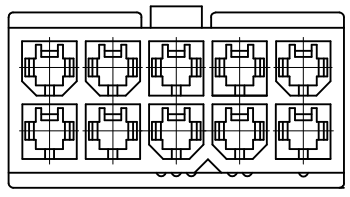
Address: A1208, Overseas Decoration Building, #122 Zhenhua RD., Futian, Shenzhen, China



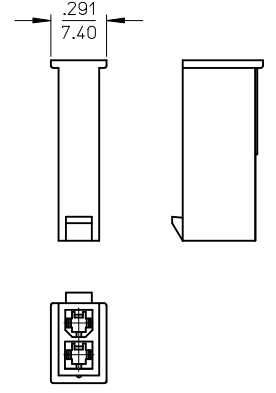


WITHOUT MOUNTING EARS
6-24 CIRCUIT
5559-**P1-225

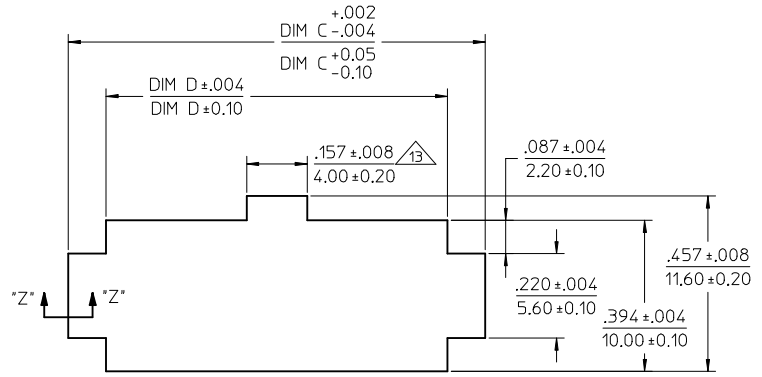
WITH MOUNTING EARS
2-24 CIRCUIT
5559-**P-225



WITHOUT MOUNTING EARS
4 CIRCUIT
5559-04P1-225
SCALE: 2X



WITHOUT MOUNTING EARS
2 CIRCUIT
5559-02P1-225
SCALE: 2X



RECOMMENDED PANEL CUTOUT
THICKNESS: .032-.079 (0.80-2.00)

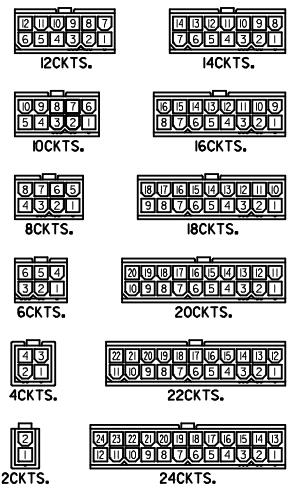
ADD NOT TOOLED TO -24P EC NO: UCP2013-1370 DRWN:BBEE CHKD:JBELL APPR:FSMITH	2012/10/05	DESCRIPTION
	2012/10/05	
	2012/10/05	
	2012/10/05	
	2012/10/05	
REV	A9	

QUALITY SYMBOLS	▽=0
	▽=0
GENERAL TOLERANCES (UNLESS SPECIFIED)	mm
	INCH
DRAFT WHERE APPLICABLE MUST REMAIN WITHIN DIMENSIONS	4 PLACES ± --- ± ---
	3 PLACES ± --- ± .010
	2 PLACES ± 0.25 ± .015
	1 PLACE ± 0.38 ± ---
	ANGULAR ± 1/2°

DIMENSION STYLE IN/MM	
DRAWN BY LSCHMIDT	DATE 2007/04/25
CHECKED BY ADERR	DATE 2007/04/27
APPROVED BY FSMITH	DATE 2010/11/09
MATERIAL NO. SEE SHEET 2	

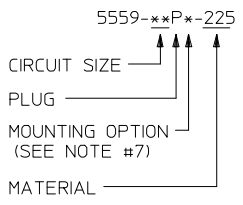
SCALE 4:1	DESIGN UNITS METRIC	THIRD ANGLE PROJECTION
TITLE MINI-FIT JR PLUG 2-24 CIRCUIT DUAL ROW W/ & W/O EARS GLOW WIRE		
MOLEX INCORPORATED		SHEET NO. 1 OF 2
DOCUMENT NO. SD-5559-425		
THIS DRAWING CONTAINS INFORMATION THAT IS PROPRIETARY TO MOLEX INCORPORATED AND SHOULD NOT BE USED WITHOUT WRITTEN PERMISSION		

	13	12	11	10	9	8	7	6	5	4	3	2	1
J	PART NUMBER	ENGINEERING NO.	CKT SIZE	MOUNTING OPTION	DIM "A"	DIM "B"	DIM "C"	DIM "D"	PACKAGING SPECIFICATION				
	50-36-1678	5559-02P1-225	02	WITHOUT EARS	SEE SHEET 1	--	NOT APPLICABLE	NOT APPLICABLE	PK-5559-002				
	50-36-1679	5559-04P1-225	04	WITHOUT EARS	SEE SHEET 1	.165 / 4.20	NOT APPLICABLE	NOT APPLICABLE					
	50-36-1675	5559-06P1-225	06	WITHOUT EARS	.54 / 13.8	.331 / 8.40	NOT APPLICABLE	NOT APPLICABLE					
	50-36-1737	5559-08P1-225	08	WITHOUT EARS	.71 / 18.0	.496 / 12.60	NOT APPLICABLE	NOT APPLICABLE					
	50-36-1738	5559-10P1-225	10	WITHOUT EARS	.87 / 22.2	.661 / 16.80	NOT APPLICABLE	NOT APPLICABLE					
	26-01-3096	5559-12P1-225	12	WITHOUT EARS	1.04 / 26.4	.827 / 21.00	NOT APPLICABLE	NOT APPLICABLE					
I	NOT TOOLED	5559-14P1-225	14	WITHOUT EARS	1.21 / 30.6	.992 / 25.20	NOT APPLICABLE	NOT APPLICABLE					
	50-36-1676	5559-16P1-225	16	WITHOUT EARS	1.37 / 34.8	1.158 / 29.40	NOT APPLICABLE	NOT APPLICABLE					
	50-36-1677	5559-18P1-225	18	WITHOUT EARS	1.54 / 39.0	1.323 / 33.60	NOT APPLICABLE	NOT APPLICABLE					
	NOT TOOLED	5559-20P1-225	20	WITHOUT EARS	1.70 / 43.2	1.488 / 37.80	NOT APPLICABLE	NOT APPLICABLE					
	NOT TOOLED	5559-22P1-225	22	WITHOUT EARS	1.87 / 47.4	1.654 / 42.00	NOT APPLICABLE	NOT APPLICABLE					
H	NOT TOOLED	5559-24P1-225	24	WITHOUT EARS	2.03 / 51.6	1.819 / 46.20	NOT APPLICABLE	NOT APPLICABLE	PK-5559-002				
	50-36-1734	5559-02P-225	02	WITH EARS	.21 / 5.4	--	.425 / 10.80	.228 / 5.80	PK-5559-001				
	50-36-1735	5559-04P-225	04	WITH EARS	.38 / 9.6	.165 / 4.20	.591 / 15.00	.394 / 10.00					
	50-36-1736	5559-06P-225	06	WITH EARS	.54 / 13.8	.331 / 8.40	.756 / 19.20	.559 / 14.20					
	50-36-1716	5559-08P-225	08	WITH EARS	.71 / 18.0	.496 / 12.60	.921 / 23.40	.724 / 18.40					
G	50-36-1739	5559-10P-225	10	WITH EARS	.87 / 22.2	.661 / 16.80	1.087 / 27.60	.890 / 22.60					
	50-36-1869	5559-12P-225	12	WITH EARS	1.04 / 26.4	.827 / 21.00	1.252 / 31.80	1.055 / 26.80					
	50-36-1876	5559-14P-225	14	WITH EARS	1.21 / 30.6	.992 / 25.20	1.417 / 36.00	1.224 / 31.10					
	50-36-2273	X 5559-16P-225	16	WITH EARS	1.37 / 34.8	1.158 / 29.40	1.583 / 40.20	1.390 / 35.30					
	26-01-3187	5559-18P-225	18	WITH EARS	1.54 / 39.0	1.323 / 33.60	1.748 / 44.40	1.555 / 39.50					
	NOT TOOLED	5559-20P-225	20	WITH EARS	1.70 / 43.2	1.488 / 37.80	1.913 / 48.60	1.720 / 43.70					
F	NOT TOOLED	5559-22P-225	22	WITH EARS	1.87 / 47.4	1.654 / 42.00	2.079 / 52.80	1.886 / 47.90					
	46999-0166	X 5559-24P-225	24	WITH EARS	2.03 / 51.6	1.819 / 46.20	2.244 / 57.00	2.051 / 52.10	PK-5559-001				



REFERENCE FOR CIRCUIT NUMBER ORIENTATION (OPTIONAL EARS NOT SHOWN)

LEGEND



- NOTES:
- MATERIAL: "225" = NYLON (PA6), UL94V-0, COLOR: BLACK; IEC 60335-1, 4th EDITION GLOW WIRE CAPABLE.
 - FINISH: NOT APPLICABLE
 - PRODUCT SPECIFICATION: PS-5556-001
 - PACKAGING: SEE CHART
 - PART MATES WITH MOLEX RECEPTACLE #5557.
 - PART TO BE USED WITH MOLEX MALE TERMINAL #5558.
 - MOUNTING OPTIONS: "BLANK" = WITH EARS "1" = WITHOUT EARS
 - PART IS NOT DESIGNED FOR CURRENT SHARING.
 - CONNECTORS ARE NOT TO BE MATED OR UNMATED WHILE CIRCUITS ARE LIVE.
 - WIRES ARE TO BE DRESSED IN SUCH A MANNER TO ALLOW THE TERMINALS TO FLOAT FREELY IN THE POCKET.
 - PART CONFORMS TO CLASS "B" REQUIREMENTS OF COSMETIC SPECIFICATION PS-45499-002 WITH THE EXCEPTION OF DISCOLORATION, FLASH AND SINK MEET CLASS "C" REQUIREMENTS.
 - PANEL HOLE TO PUNCHED OUT IN THE SAME DIRECTION AS INSERTION INTO THE PANEL.
 - ON 2 CIRCUIT PARTS THIS DIMENSION IS ALLOWABLE UP TO DIMENSION "D".
 - TO BE MEASURED AT SURFACE [A]

SEE SHEET 1 EC NO: UCP2013-1370 2012/10/05 DRWN:BEE 2012/10/05 CHKD:JELL 2012/10/05 APPR:FSMITH 2012/10/05	QUALITY SYMBOLS ▽=0 ▽=0 ▽=0	GENERAL TOLERANCES (UNLESS SPECIFIED)		DIMENSION STYLE IN/MM		SCALE 1:1	DESIGN UNITS METRIC	THIRD ANGLE PROJECTION			
		4 PLACES ± --- ± ---	3 PLACES ± --- ± .010	2 PLACES ± 0.25 ± .015	1 PLACE ± 0.38 ± ---	DRAWN BY LSCHMIDT	DATE 2007/04/25	TITLE MINI-FIT JR PLUG 2-24 CIRCUIT DUAL ROW W/ & W/O EARS GLOW WIRE			
		ANGULAR ± 1/2°		DRAFT WHERE APPLICABLE MUST REMAIN WITHIN DIMENSIONS		CHECKED BY ADERR	DATE 2007/04/27	APPROVED BY FSMITH			
MATERIAL NO. SEE CHART		SIZE C		THIS DRAWING CONTAINS INFORMATION THAT IS PROPRIETARY TO MOLEX INCORPORATED AND SHOULD NOT BE USED WITHOUT WRITTEN PERMISSION		DOCUMENT NO. SD-5559-425		SHEET NO. 2 OF 2			