



Chipsmall Limited consists of a professional team with an average of over 10 year of expertise in the distribution of electronic components. Based in Hongkong, we have already established firm and mutual-benefit business relationships with customers from,Europe,America and south Asia,supplying obsolete and hard-to-find components to meet their specific needs.

With the principle of “Quality Parts,Customers Priority,Honest Operation,and Considerate Service”,our business mainly focus on the distribution of electronic components. Line cards we deal with include Microchip,ALPS,ROHM,Xilinx,Pulse,ON,Everlight and Freescale. Main products comprise IC,Modules,Potentiometer,IC Socket,Relay,Connector.Our parts cover such applications as commercial,industrial, and automotives areas.

We are looking forward to setting up business relationship with you and hope to provide you with the best service and solution. Let us make a better world for our industry!



Contact us

Tel: +86-755-8981 8866 Fax: +86-755-8427 6832

Email & Skype: info@chipsmall.com Web: www.chipsmall.com

Address: A1208, Overseas Decoration Building, #122 Zhenhua RD., Futian, Shenzhen, China



Last order date: 31.10.2012



Disc Size: 5 mm

Disc Size: 10 mm

Disc Size: 20 mm

11 - 95VAC · 250 - 10000A · 5 - 20mm



Description

- Radial Leaded Varistor
- Short reaction time
- Low leakage current

Standards

UL 1449 - Transient Voltage Surge Suppressors

Approvals

- UL File Number: E340137 (UL 1449)

Applications

- Surge protection
- Secondary Protection DC and AC
- Automotive applications

References

[Packaging Details](#)

Weblinks


[pdf-datasheet](#), [html-datasheet](#), [General Product Information](#), [Approvals](#), [CE declaration of conformity](#), [RoHS](#), [CHINA-RoHS](#), [e-Shop](#), [SCHURTER-Stock-Check](#), [Distributor-Stock-Check](#), [Detailed request for product](#)

Technical Data

Rated Voltage	11 - 95VAC, 14 - 127VDC
Disc Size	5 - 20mm
Peak Current 8/20 μ s, 1 Pulse	250 - 10000 A
Max. Energy Absorption 10/1000 μ s	0.6 - 106J
Current/Energy Derating above 85 °C	- 2.5% / °C
Voltage/Temperature Coefficient	- 0.05% / °C
Mounting	PCB,THT
Admissible Ambient Air Temp.	- 40 °C to 125 °C
Material: Terminals	Tin-Plated Copper Alloy
Material: Tube	Zinc Oxide
Storage Conditions	0 °C to 60 °C max. 70% r.h.
Product Marking	Order Number, Approvals, Data Code

Soldering Methods	Wave
Solderability	235 °C / 2 sec acc. to IEC 60068-2-20, Test Ta, method 1
Resistance to Soldering Heat	260 °C / 5 sec acc. to IEC 60068-2-20, Test Tb, method 1A
Insulation Resistance	>10'000 M Ω
HiPot Encapsulation	2500 VDC
Impulse Response Time	< 50 ns
DC Leakage Current	< 200 μ A
Flammability	UL 94V-0

Dimensions



Drilling diagram

Dimensions

Rated Voltage	Disc size	A max	B max	C	D	E	F	G	Order Number
[VAC]	[mm]	[mm]	[mm]	[mm]	[mm]	[mm]	[mm]	[mm]	
11	5	7	8.5	5	0.6	3.3	1.2	5.1	0070.1111.xx
11	7	9	11	5	0.6	3.4	1.2	5.1	0070.1121.xx
11	10	12	14.5	7.5	0.8	4	1.4	7.6	0070.1141.xx
11	14	15.5	18.5	7.5	0.8	4	1.4	7.6	0070.1161.xx
11	20	21.5	25.5	10	1	4.5	1.5	10.1	0070.1181.xx
14	5	7	8.5	5	0.6	3.4	1.3	5.2	0070.1411.xx
14	7	9	11	5	0.6	3.5	1.3	5.2	0070.1421.xx
14	10	12	14.5	7.5	0.8	4.2	1.5	7.6	0070.1441.xx
14	14	15.5	18.5	7.5	0.8	4.2	1.5	7.6	0070.1461.xx
14	20	21.5	25.5	10	1	4.6	1.6	10.1	0070.1481.xx
17	5	7	8.5	5	0.6	3.5	1.4	5.2	0070.1711.xx
17	7	9	11	5	0.6	3.6	1.4	5.2	0070.1721.xx
17	10	12	14.5	7.5	0.8	4.4	1.6	7.7	0070.1741.xx
17	14	15.5	18.5	7.5	0.8	4.4	1.7	7.7	0070.1761.xx
17	20	21.5	25.5	10	1	4.8	1.8	10.2	0070.1781.xx
20	5	7	8.5	5	0.6	3.5	1.2	5.1	0070.2011.xx
20	7	9	11	5	0.6	3.6	1.2	5.1	0070.2021.xx
20	10	12	14.5	7.5	0.8	4.5	1.8	7.7	0070.2041.xx
20	14	15.5	18.5	7.5	0.8	4.6	1.9	7.7	0070.2061.xx
20	20	21.5	25.5	10	1	5.1	2.1	10.2	0070.2081.xx
25	5	7	8.5	5	0.6	3.6	1.3	5.2	0070.2511.xx
25	7	9	11	5	0.6	3.7	1.3	5.2	0070.2521.xx
25	10	12	14.5	7.5	0.8	4.2	1.6	7.7	0070.2541.xx
25	14	15.5	18.5	7.5	0.8	4.2	1.7	7.7	0070.2561.xx
25	20	21.5	25.5	10	1	4.7	1.8	10.2	0070.2581.xx
30	5	7	8.5	5	0.6	3.6	1.5	5.2	0070.3011.xx
30	7	9	11	5	0.6	3.7	1.5	5.2	0070.3021.xx
30	10	12	14.5	7.5	0.8	4.4	1.7	7.7	0070.3041.xx
30	14	15.5	18.5	7.5	0.8	4.4	1.8	7.7	0070.3061.xx
30	20	21.5	25.5	10	1	4.9	2	10.2	0070.3081.xx
35	5	7	8.5	5	0.6	3.7	1.6	5.2	0070.3511.xx
35	7	9	11	5	0.6	3.9	1.6	5.2	0070.3521.xx
35	10	12	14.5	7.5	0.8	4.4	1.8	7.7	0070.3541.xx
35	14	15.5	18.5	7.5	0.8	4.5	2	7.8	0070.3561.xx
35	20	21.5	25.5	10	1	5.1	2.2	10.2	0070.3581.xx
40	5	7	8.5	5	0.6	3.9	1.8	5.3	0070.4011.xx
40	7	9	11	5	0.6	4.1	1.8	5.3	0070.4021.xx
40	10	12	14.5	7.5	0.8	4.8	2.1	7.8	0070.4041.xx
40	14	15.5	18.5	7.5	0.8	4.9	2.2	7.8	0070.4061.xx
40	20	21.5	25.5	10	1	5.4	2.4	10.3	0070.4081.xx
50	5	7	8.5	5	0.6	3.3	1.2	5.1	0070.5011.xx
50	7	9	11	5	0.6	3.3	1.2	5.1	0070.5021.xx
50	10	12	14.5	7.5	0.8	3.9	1.4	7.6	0070.5041.xx
50	14	15.5	18.5	7.5	0.8	3.9	1.4	7.6	0070.5061.xx
50	20	21.5	25.5	10	1	4.3	1.5	10.1	0070.5081.xx
60	5	7	8.5	5	0.6	3.3	1.2	5.1	0070.6011.xx
60	7	9	11	5	0.6	3.3	1.2	5.1	0070.6021.xx
60	10	12	14.5	7.5	0.8	4	1.4	7.6	0070.6041.xx
60	14	15.5	18.5	7.5	0.8	4	1.5	7.6	0070.6061.xx
60	20	21.5	25.5	10	1	4.4	1.6	10.1	0070.6081.xx
75	5	7	8.5	5	0.6	3.4	1.3	5.2	0070.7511.xx
75	7	9	11	5	0.6	3.6	1.3	5.2	0070.7521.xx
75	10	12	14.5	7.5	0.8	4.2	1.5	7.6	0070.7541.xx
75	14	15.5	18.5	7.5	0.8	4.2	1.5	7.6	0070.7561.xx

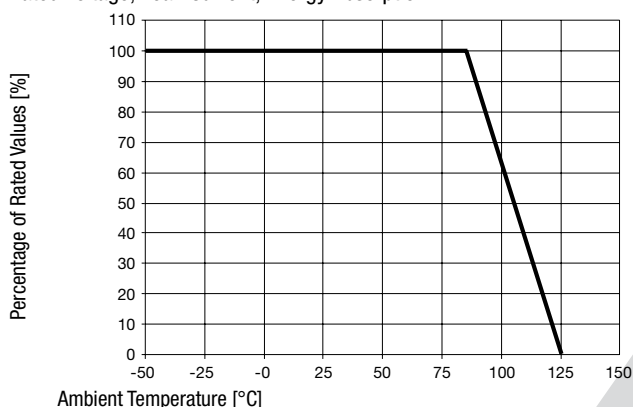
Rated Voltage	Disc size	A max	B max	C	D	E	F	G	Order Number
[VAC]	[mm]	[mm]	[mm]	[mm]	[mm]	[mm]	[mm]	[mm]	
75	20	21.5	25.5	10	1	4.6	1.6	10.1	0070.7581.xx
95	5	7	8.5	5	0.6	3.4	1.3	5.2	0070.9511.xx
95	7	9	11	5	0.6	3.4	1.3	5.2	0070.9521.xx
95	10	12	14.5	7.5	0.8	4	1.5	7.6	0070.9541.xx
95	14	15.5	18.5	7.5	0.8	4	1.5	7.6	0070.9561.xx
95	20	21.5	25.5	10	1	4.5	1.6	10.1	0070.9581.xx

Electrical parameters can be found in the table of variants below.

Most Popular. Availability for all products can be searched real-time: <http://www.schurter.com/en/Stock-Check/Stock-Check-SCHURTER>

Temperature Derating Curves

Rated Voltage, Peak Current, Energy Absorption



Variants

Rated Voltage	Rated Voltage	Disc size	Peak Current, 8/20 µs, 1 Pulse	Peak Current, 8/20 µs, 2 Pulses	Energy, 10/1000 µs	Min. Voltage @ 1 mA DC	Max. Voltage @ 1 mA DC	Max. Clamping Voltage	Peak Current, 8/20 µs, Clamping	Typ. Capacity @ 1 kHz	Order Number
[VAC]	[VDC]	[mm]	[A]	[A]	[J]	[V]	[V]	[V]	[A]	[pF]	
11	14	5	250	125	0.6	16	20	40	1	2200	● 0070.1111.xx
11	14	7	500	250	1.1	16	20	36	2.5	3500	● 0070.1121.xx
11	14	10	1000	500	2.6	16	20	36	5	7500	● 0070.1141.xx
11	14	14	2000	1000	5.2	16	20	36	10	18000	● 0070.1161.xx
11	14	20	3000	2000	13	16	20	36	20	37000	● 0070.1181.xx
14	18	5	250	125	0.7	20	24	48	1	2000	● 0070.1411.xx
14	18	7	500	250	1.3	20	24	43	2.5	2800	● 0070.1421.xx
14	18	10	1000	500	3.2	20	24	43	5	6000	● 0070.1441.xx
14	18	14	2000	1000	6.3	20	24	43	10	15000	● 0070.1461.xx
14	18	20	3000	2000	16	20	24	43	20	30000	● 0070.1481.xx
17	22	5	250	125	0.9	24	30	60	1	1600	● 0070.1711.xx
17	22	7	500	250	1.6	24	30	53	2.5	2000	● 0070.1721.xx
17	22	10	1000	500	3.9	24	30	53	5	4000	● 0070.1741.xx
17	22	14	2000	1000	7.8	24	30	53	10	10000	● 0070.1761.xx
17	22	20	3000	2000	19	24	30	53	20	22000	● 0070.1781.xx
20	26	5	250	125	1.1	30	36	73	1	1675	● 0070.2011.xx
20	26	7	500	250	2	30	36	65	2.5	3614	● 0070.2021.xx
20	26	10	1000	500	4.8	30	36	65	5	6655	● 0070.2041.xx
20	26	14	2000	1000	9.5	30	36	65	10	14447	● 0070.2061.xx
20	26	20	3000	2000	24	30	36	65	20	33064	● 0070.2081.xx
25	31	5	250	125	1.2	35	43	86	1	1417	● 0070.2511.xx
25	31	7	500	250	2.4	35	43	77	2.5	3058	● 0070.2521.xx
25	31	10	1000	500	5.6	35	43	77	5	5632	● 0070.2541.xx
25	31	14	2000	1000	11	35	43	77	10	12225	● 0070.2561.xx

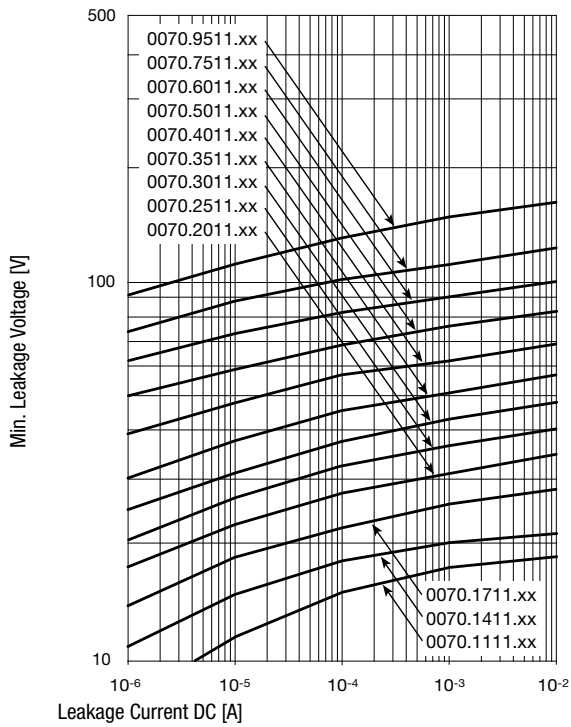
Rated Voltage	Rated Voltage	Disc size	Peak Current, 8/20 μ s, 1 Pulse	Peak Current, 8/20 μ s, 2 Pulses	Energy, 10/1000 μ s	Min. Voltage @ 1 mA DC	Max. Voltage @ 1 mA DC	Max. Clamping Voltage	Peak Current, 8/20 μ s, Clamping	Typ. Capacity @ 1 kHz	Order Number
[VAC]	[VDC]	[mm]	[A]	[A]	[J]	[V]	[V]	[V]	[A]	[pF]	
25	31	20	3000	2000	28	35	43	77	20	27977	● 0070.2581.xx
30	38	5	250	125	1.5	42	52	99	1	1176	● 0070.3011.xx
30	38	7	500	250	2.5	42	52	93	2.5	2537	● 0070.3021.xx
30	38	10	1000	500	6.8	42	52	93	5	4673	● 0070.3041.xx
30	38	14	2000	1000	14	42	52	93	10	10144	● 0070.3061.xx
30	38	20	3000	2000	34	42	52	93	20	23215	● 0070.3081.xx
35	45	5	250	125	1.8	50	62	117	1	987	● 0070.3511.xx
35	45	7	500	250	3.4	50	62	110	2.5	2130	● 0070.3521.xx
35	45	10	1000	500	8.1	50	62	110	5	3922	● 0070.3541.xx
35	45	14	2000	1000	16	50	62	110	10	8514	● 0070.3561.xx
35	45	20	3000	2000	41	50	62	110	20	19484	● 0070.3581.xx
40	56	5	250	125	2.2	61	75	138	1	438	● 0070.4011.xx
40	56	7	500	250	5.2	61	75	135	2.5	945	● 0070.4021.xx
40	56	10	1000	500	13	61	75	135	5	1627	● 0070.4041.xx
40	56	14	2000	1000	20	61	75	135	10	3285	● 0070.4061.xx
40	56	20	3000	2000	49	61	75	135	20	7517	● 0070.4081.xx
50	66	5	800	600	3.5	74	90	163	5	364	● 0070.5011.xx
50	66	7	1750	1250	7	74	90	157	10	767	● 0070.5021.xx
50	66	10	3500	2500	14	74	90	147	25	1375	● 0070.5041.xx
50	66	14	6000	5000	28	74	90	147	50	2829	● 0070.5061.xx
50	66	20	10000	7000	56	74	90	147	100	5041	● 0070.5081.xx
60	81	5	800	600	4.5	90	110	190	5	299	● 0070.6011.xx
60	81	7	1750	1250	9	90	110	180	10	629	● 0070.6021.xx
60	81	10	3500	2500	18	90	110	175	25	1128	● 0070.6041.xx
60	81	14	6000	5000	36	90	110	175	50	2319	● 0070.6061.xx
60	81	20	10000	7000	72	90	110	175	100	5264	● 0070.6081.xx
75	102	5	800	600	5.5	108	132	220	5	249	● 0070.7511.xx
75	102	7	1750	1250	11	108	132	220	10	524	● 0070.7521.xx
75	102	10	3500	2500	22	108	132	210	25	940	● 0070.7541.xx
75	102	14	6000	5000	44	108	132	210	50	1933	● 0070.7561.xx
75	102	20	10000	7000	88	108	132	210	100	4387	● 0070.7581.xx
95	127	5	800	600	6.6	135	165	240	5	118	● 0070.9511.xx
95	127	7	1750	1250	13	135	165	255	10	255	● 0070.9521.xx
95	127	10	3500	2500	25	135	165	255	25	469	● 0070.9541.xx
95	127	14	6000	5000	53	135	165	255	50	1019	● 0070.9561.xx
95	127	20	10000	7000	106	135	165	255	100	2331	● 0070.9581.xx

Packaging Unit

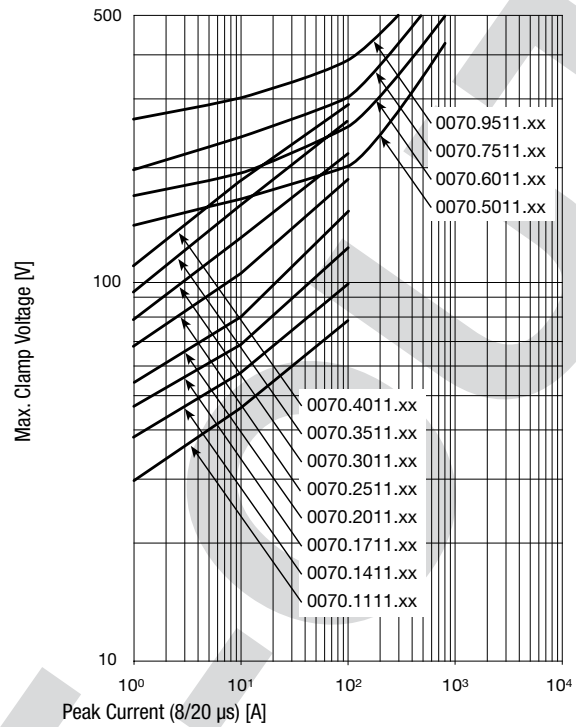
- .xx = .B1 Plastic Bag (100 pcs.)
- .xx = .T2 Taped&Reel:
 - 11 - 95 VAC: 5 + 7 mm Disc Size 1500 pieces
 - 11 - 95 VAC: 10 mm Disc Size 1000 pieces
 - 11 - 95 VAC: 14 mm Disc Size 1000 pieces
 - 11 - 95 VAC: 20 mm Disc Size 500 pieces
- .xx = .A2 Ammo Pack
 - 11 - 95 VAC: 5 + 7 mm Disc Size 1500 pieces
 - 11 - 95 VAC: 10 mm Disc Size 1000 pieces
 - 11 - 95 VAC: 14 mm Disc Size 1000 pieces
 - 11 - 95 VAC: 20 mm Disc Size 500 pieces

Voltage-Current Curves

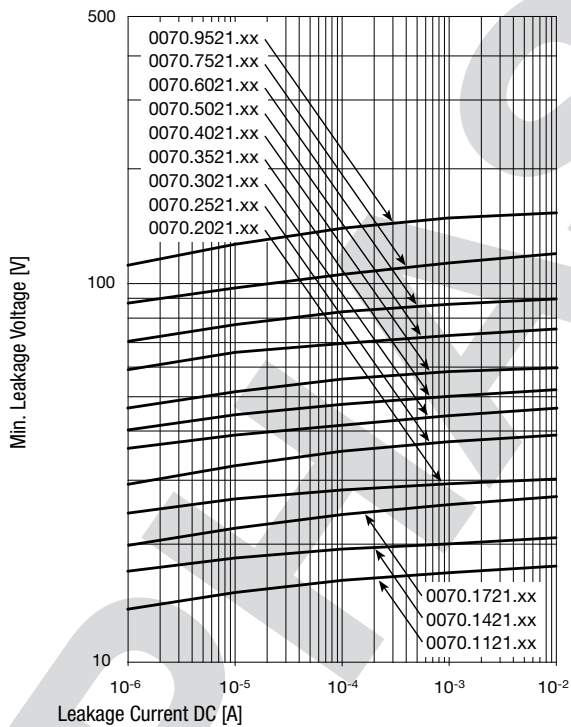
Disc Size: 5 mm Varistor



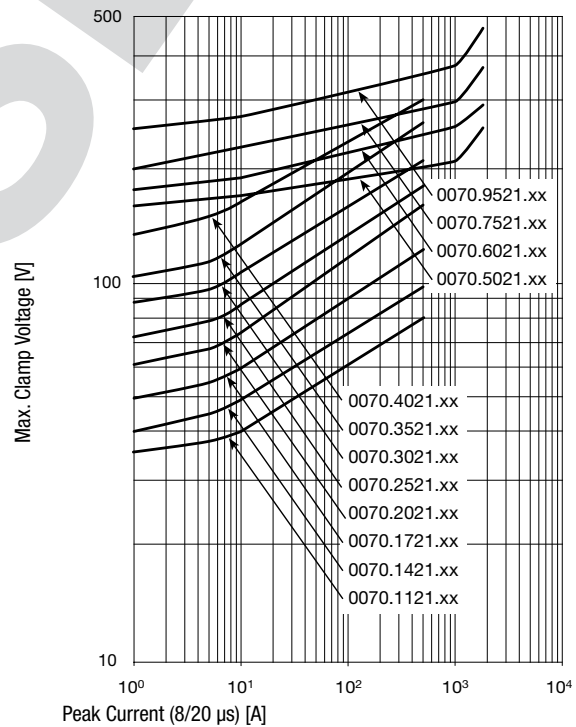
Disc Size: 5 mm Varistor



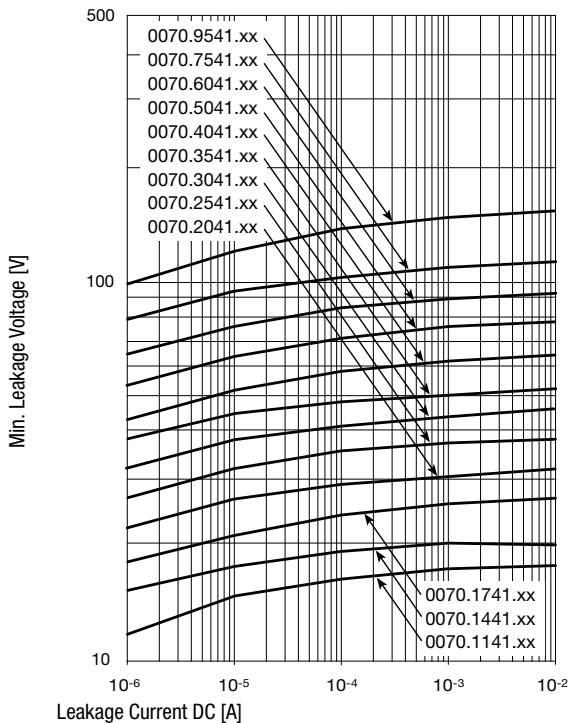
Disc Size: 7 mm



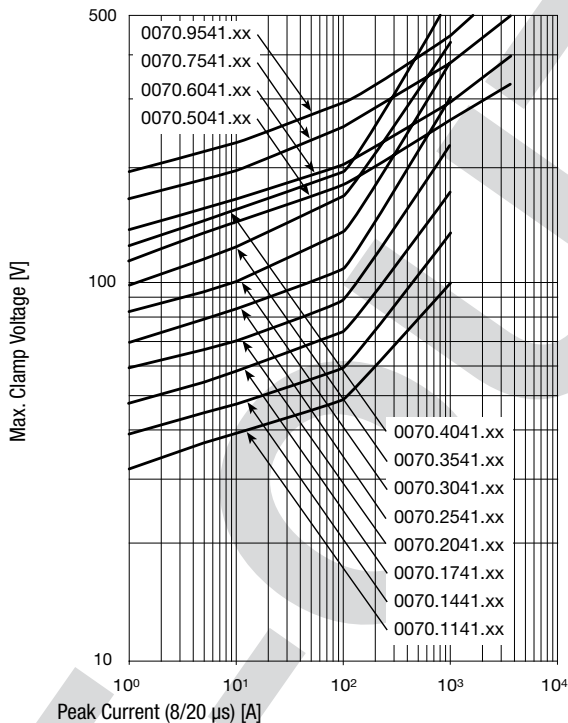
Disc Size: 7 mm



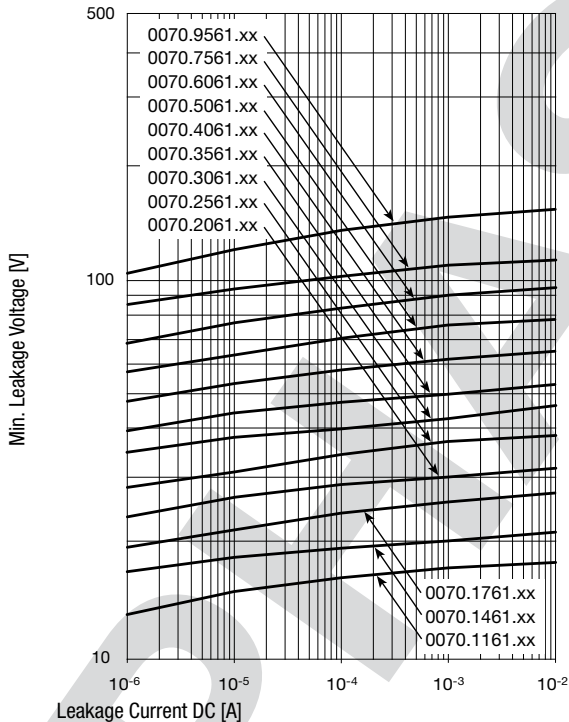
Disc Size: 10 mm



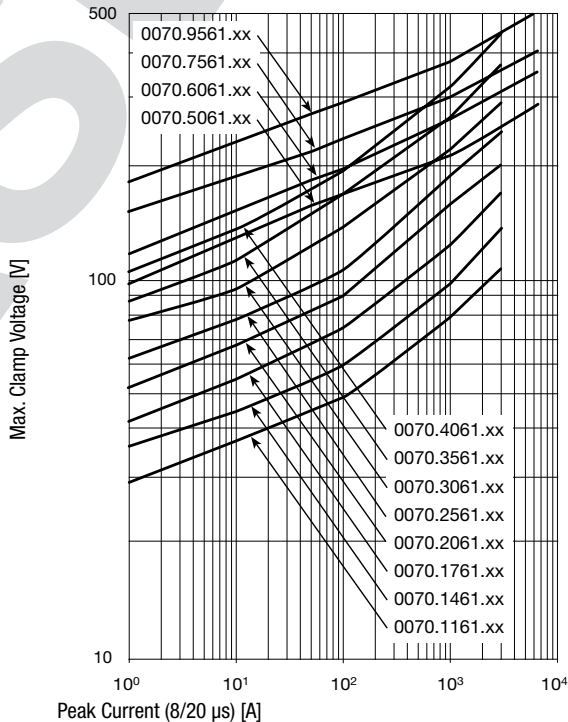
Disc Size: 10 mm



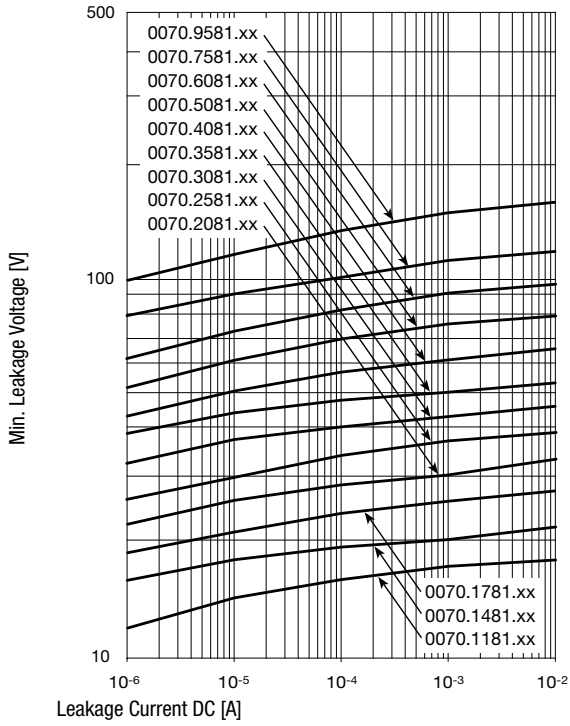
Disc Size: 14 mm



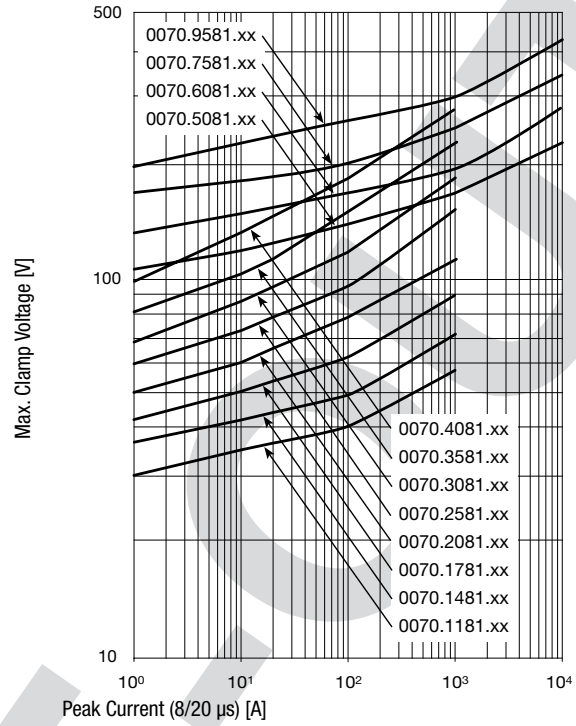
Disc Size: 14 mm



Disc Size: 20 mm



Disc Size: 20 mm Varistor



Pulse Derating Curves

Derating at Quantity of Pulses and Pulse Duration
 1, 10, ... = Quantity of Pulses

