



Chipsmall Limited consists of a professional team with an average of over 10 year of expertise in the distribution of electronic components. Based in Hongkong, we have already established firm and mutual-benefit business relationships with customers from,Europe,America and south Asia,supplying obsolete and hard-to-find components to meet their specific needs.

With the principle of “Quality Parts,Customers Priority,Honest Operation,and Considerate Service”,our business mainly focus on the distribution of electronic components. Line cards we deal with include Microchip,ALPS,ROHM,Xilinx,Pulse,ON,Everlight and Freescale. Main products comprise IC,Modules,Potentiometer,IC Socket,Relay,Connector.Our parts cover such applications as commercial,industrial, and automotives areas.

We are looking forward to setting up business relationship with you and hope to provide you with the best service and solution. Let us make a better world for our industry!



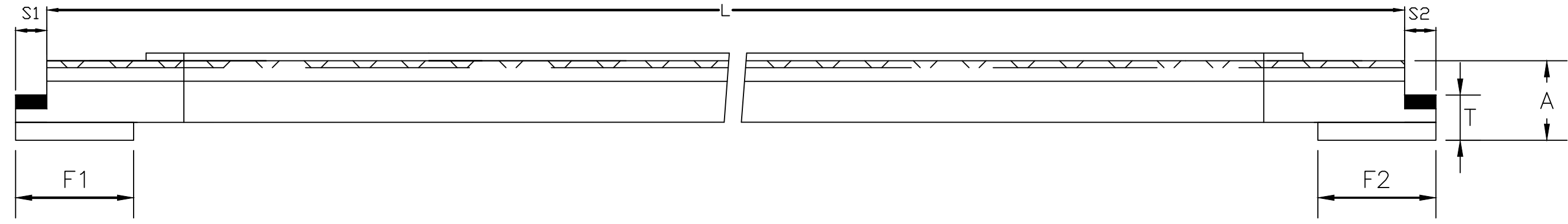
## Contact us

Tel: +86-755-8981 8866 Fax: +86-755-8427 6832

Email & Skype: info@chipsmall.com Web: www.chipsmall.com

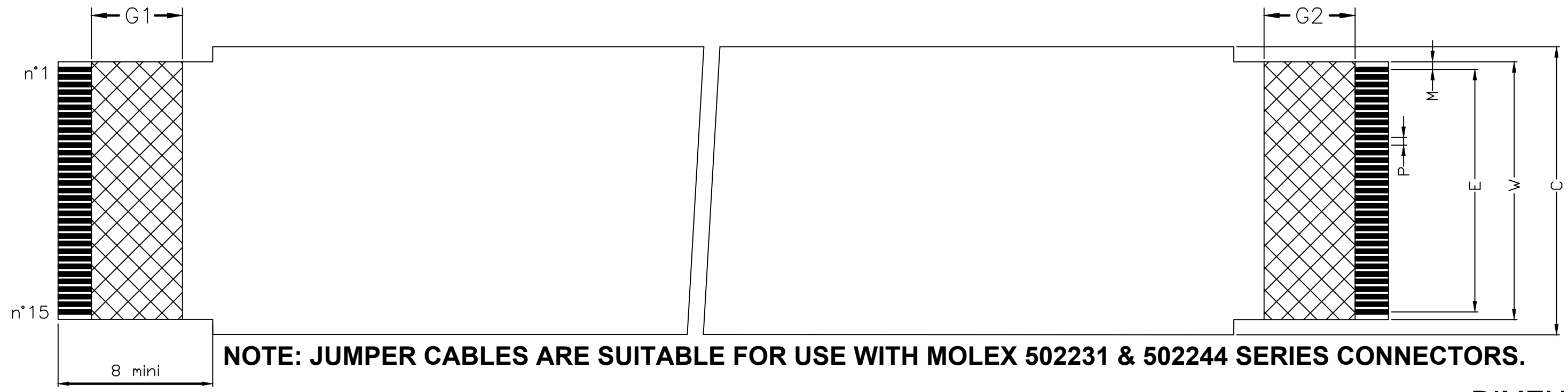
Address: A1208, Overseas Decoration Building, #122 Zhenhua RD., Futian, Shenzhen, China





PART NO.	CKTS	LENGTH
15021-0215	15	2"
15021-0415	15	4"
15021-0615	15	6"
15021-0815	15	8"
15021-1015	15	10"
15021-1215	15	12"
15021-2415	15	24"

 Grounding area



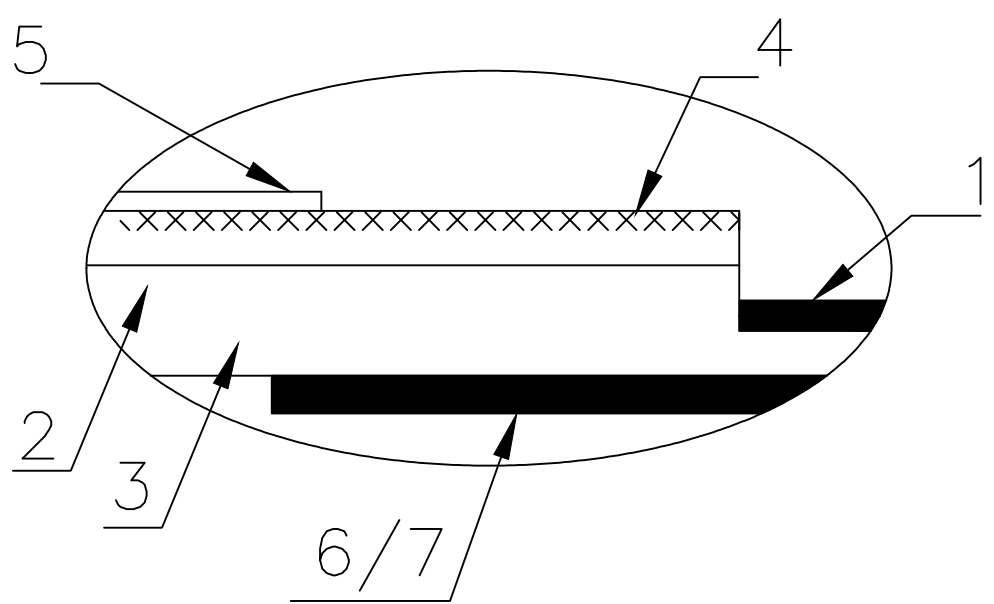
**NOTE: JUMPER CABLES ARE SUITABLE FOR USE WITH MOLEX 502231 & 502244 SERIES CONNECTORS.**

**COMPOSITION:**

Item	COMPONENTS	UNITS	SPECIFICATIONS
1	Conductor	Material	- Gold plated contacts (0.3µm Ni/0.05µm Au min)
		Width	mm 0.23 mm nominal
		Thickness	mm 0.055 mm nominal
2	Insulation tape	Material	- Polyester+flame retardant adhesive insulation
		Thickness	mm 0.100 mm nominal
3	Insulation tape	Material	- Polyester+flame retardant adhesive insulation
		Thickness	mm 0.100 mm nominal
4	Aluminum tape	Material	- Polyester/Aluminium/Adhesive
		Thickness	mm 0.119 mm nominal
5	Insulation tape	Material	- Polyester + FR adhesive insulation
		Thickness	mm 0.043 mm nominal
6,7	Reinforcement Tape	Material	- Blue Polyester
		Thickness	mm 0.155 mm nominal

**DIMENSIONS**

ITEMS	REP.	NOMINAL
Number of conductors		15(=19-4)
Pitch	P	0.50 ± 0.05
Span	E	7.00 ± 0.05
Width	W	8.00 ± 0.07
Total End Width	C	10.00 ± 0.15
Margin	M	0.50 ± 0.08
Strip Length	S1/S2	2.2 ± 0.5
Grounding Length	G1/G2	6 ± 2
End Thickness	T	0.30 ± 0.05
Reinforcement Length	F1/F2	7.0 ± 1.5
Thickness Grounding Area	A	0.50 ± 0.05



**CHARACTERISTICS**

ITEMS	VALUE	TEST METHOD
Resistance of conductor at 20°C	1950 Ohm/km maxi	-
Insulation resistance (Conductor to conductor)	10 MOhm.m mini	200 V DC
Dielectric test (Conductor to conductor)	1 minute	200 V AC
Temperature rating	- 40°C to 80°C	UL2896
Voltage rating	30 V AC maxi	
Flame resistance	VW-1	UL758
Differential impedance	100 Ω ± 10 Ω	-
Speed L: 2"-10"	5-10 Gigabits/sec	-
Speed L: 12"-24"	2-5 Gigabits/sec	-

DIMENSIONAL TOLERANCES		DIMENSIONAL TOLERANCES	
40 mm TO 60 mm	±2 mm	1.772 TO 2.400	±0.079
61 mm TO 100 mm	±3 mm	2.401 TO 3.975	±0.119
101 mm TO 200 mm	±4 mm	3.976 TO 7.912	±0.157
201 mm TO 1500 mm	±5 mm	7.913 TO 59.055	±0.197

INITIAL RELEASE EC NO: USW2016-0198 DRWN: MD 2016/02/24	QUALITY SYMBOL	GENERAL TOLERANCES (UNLESS SPECIFIED)		DIMENSION STYLE INCH [MM]		SCALE NONE	DESIGN UNITS METRIC	THIRD ANGLE PROJECTION		
	▼=0 ▽=0	4 PLACES	mm	INCH	DRAWN BY MDIGGIKA	DATE 2016/02/24	TITLE LVDS CKTS 15			
		3 PLACES	±---	±---	CHECKED BY	DATE				
		2 PLACES	±---	±--	APPROVED BY	DATE				
		1 PLACE	±---	±---	MATERIAL NO.	DATE				
A	REV	ANGULAR ±1°		SEE CHART		Molex MOLEX INCORPORATED		SHEET NO. 1 OF 1		
		DRAFT WHERE APPLICABLE MUST REMAIN WITHIN DIMENSIONS		THIS DRAWING CONTAINS INFORMATION THAT IS PROPRIETARY TO MOLEX INCORPORATED AND SHOULD NOT BE USED WITHOUT WRITTEN PERMISSION		DOCUMENT NO. SD-15021-015				