



Chipsmall Limited consists of a professional team with an average of over 10 year of expertise in the distribution of electronic components. Based in Hongkong, we have already established firm and mutual-benefit business relationships with customers from,Europe,America and south Asia,supplying obsolete and hard-to-find components to meet their specific needs.

With the principle of “Quality Parts,Customers Priority,Honest Operation,and Considerate Service”,our business mainly focus on the distribution of electronic components. Line cards we deal with include Microchip,ALPS,ROHM,Xilinx,Pulse,ON,Everlight and Freescale. Main products comprise IC,Modules,Potentiometer,IC Socket,Relay,Connector.Our parts cover such applications as commercial,industrial, and automotives areas.

We are looking forward to setting up business relationship with you and hope to provide you with the best service and solution. Let us make a better world for our industry!



Contact us

Tel: +86-755-8981 8866 Fax: +86-755-8427 6832

Email & Skype: info@chipsmall.com Web: www.chipsmall.com

Address: A1208, Overseas Decoration Building, #122 Zhenhua RD., Futian, Shenzhen, China



NOTES:

1. MATERIALS AND FINISHES:
 BODY - BRASS, NICKEL PLATING
 CONTACT PIN - PHOSPHOR BRONZE, GOLD PLATING
 INSULATOR - PTFE, NATURAL
 LOCK RING - BRASS, NICKEL PLATING
 FERRULE - COPPER, NICKEL PLATING

2. ELECTRICAL:
 A. IMPEDANCE: 75 OHM
 B. FREQUENCY RANGE: DC - 12 GHz
 C. RETURN LOSS (VSWR): -20dB (1.2) DC-6GHz
 -15dB (1.43) 6-12GHz
 D. DIELECTRIC WITHSTANDING VOLTAGE: 1500 VRMS, MIN.

3. MECHANICAL:
 A. DURABILITY: 500 CYCLES MIN.
 B. TEMPERATURE RANGE: -65°C TO +165°C

4. CABLE ASSEMBLY INSTRUCTIONS
 A. TRIM CABLE AS SHOWN
 B. SLIDE INSULATOR DISC ONTO CABLE CENTER CONDUCTOR
 C. CRIMP CONTACT TO CABLE CENTER CONDUCTOR WITH A .068" HEX DIE
 D. CRIMP FERRULE WITH .324" HEX DIE

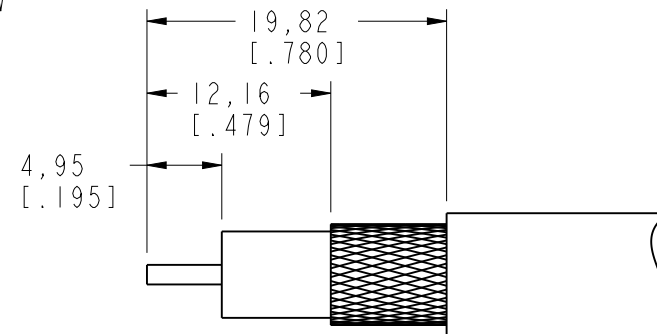
5 SHOWS CABLE ENTRY DIMENSIONS

7. PACKAGING:
 A. QUANTITY: SINGLE PACK
 B. BAG TO BE MARKED: AMPHENOL RF
 31-70539-12G
 YYWW

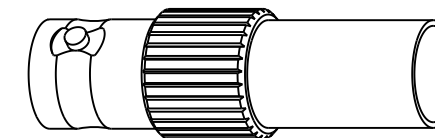
THIRD ANGLE PROJ.

REVISIONS

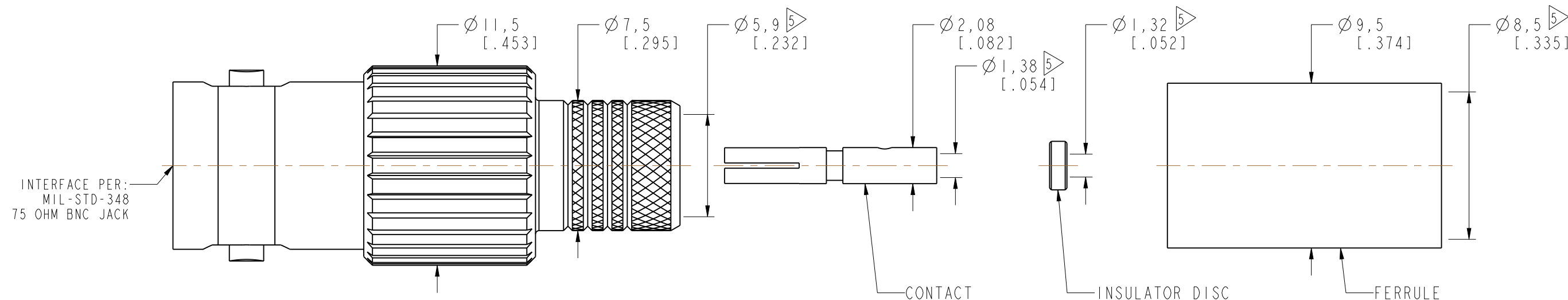
REV	DESCRIPTION	DATE	ECO	APPR
A	RELEASE TO MFG.	19-Mar-18	7384	BMG



RECOMMENDED CABLE STRIPPING DIMENSIONS



SCALE 1.500



CUSTOMER OUTLINE DRAWING

ALL OTHER SHEETS ARE FOR INTERNAL USE ONLY

UNLESS OTHERWISE SPECIFIED, DIMENSIONS ARE IN METRIC AND TOLERANCES ARE:
 <0.5mm ±0.05mm 0.5 - 6mm ±0.1mm 6 - 30mm ±0.2mm 30 - 120mm ±0.3mm ANGLES ±1°

NOTICE - These drawings, specifications, or other data (1) are, and remain the property of Amphenol corp. (2) must be returned upon request; and (3) are confidential and not to be disclosed to any person other than those to whom they are given by Amphenol Corp. the furnishing of these drawings, specifications, or other data by Amphenol Corp., or to any other person to anyone for any purpose is not to be regarded by implication or otherwise in any manner licensing, granting rights to permitting such holder or any other person to manufacture, use or sell any product, process or design, patented or otherwise, that may in any way be related to or disclosed by said drawings, specifications, or other data.

MATERIAL	SEE NOTES	DRAWN	B. GREENBAUM	DATE	03-Apr-17	TITLE	BNC CRIMP JACK FOR BELDEN 4794R CABLE	Amphenol RF www.amphenolrf.com
REFERENCE	EAR# 7803	ENGINEER	B. GREENBAUM	DATE	03-Apr-17			
REF:		APPROVED	K. CAPOZZI	DATE	19-Mar-18	SCALE: 4.0:1.0	SHEET 2 OF 2	DRAWING NO. 31-70539-12G
CONFIGURATION LEVEL:	In Work	CAD FILE				DWG SIZE	B	ITEM NO. 31-70539-12G
FINISH						REV	A	PART NO. 31-70539-12G