



Chipsmall Limited consists of a professional team with an average of over 10 year of expertise in the distribution of electronic components. Based in Hongkong, we have already established firm and mutual-benefit business relationships with customers from,Europe,America and south Asia,supplying obsolete and hard-to-find components to meet their specific needs.

With the principle of “Quality Parts,Customers Priority,Honest Operation,and Considerate Service”,our business mainly focus on the distribution of electronic components. Line cards we deal with include Microchip,ALPS,ROHM,Xilinx,Pulse,ON,Everlight and Freescale. Main products comprise IC,Modules,Potentiometer,IC Socket,Relay,Connector.Our parts cover such applications as commercial,industrial, and automotives areas.

We are looking forward to setting up business relationship with you and hope to provide you with the best service and solution. Let us make a better world for our industry!



Contact us

Tel: +86-755-8981 8866 Fax: +86-755-8427 6832

Email & Skype: info@chipsmall.com Web: www.chipsmall.com

Address: A1208, Overseas Decoration Building, #122 Zhenhua RD., Futian, Shenzhen, China



NOTES:

1. MATERIALS AND FINISHES:
 BODY, BAYONET SLEEVE, WASHER & RETAINING RING - BRASS, NICKEL PLATING
 OUTER CONTACT - BeCu, NICKEL PLATING
 CONTACT - PHOSPHOR BRONZE, GOLD PLATING
 FERRULE - COPPER, NICKEL PLATING
 INSULATOR - PTFE, NATURAL
 GASKET - FLUOROSILICONE, BLACK
 SPRING - STAINLESS STEEL, PASSIVATED
2. ELECTRICAL:
 A. IMPEDANCE: 75 OHM
 B. FREQUENCY RANGE: DC - 18 GHz
 C. RETURN LOSS: 30 dB MIN @ DC - 6 GHz
 15 dB MIN @ 6 - 12 GHz
 D. DIELECTRIC WITHSTANDING VOLTAGE: 1000 VRMS, MIN.
 E. INSULATION RESISTANCE: 10,000 MΩ MIN
3. MECHANICAL:
 A. DURABILITY: 500 CYCLES MIN.
 B. TEMPERATURE RANGE: -65°C TO +165°C

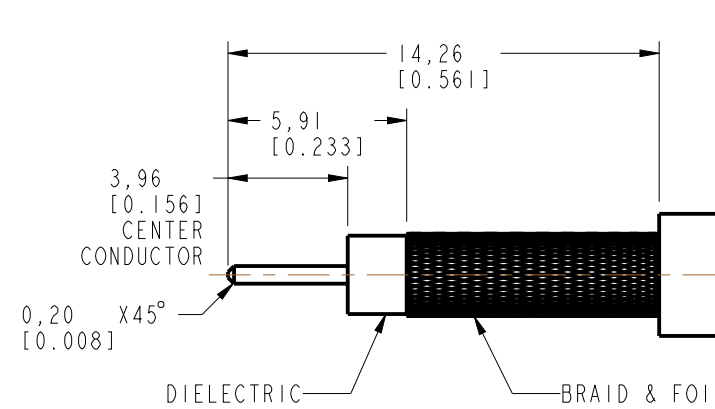
4. ENVIRONMENTAL:
 A. THERMAL SHOCK PER MIL-STD-202 METHOD 107 TEST CONDITION B (EXCEPT HIGH TEMP @200°C)
 B. VIBRATION: MIL-STD-202 METHOD 204 TEST CONDITION B
 C. SHOCK: MIL-STD-202 METHOD 213 TEST CONDITION B
 D. CORROSION: MIL-STD-202 METHOD 101 TEST CONDITION B 5% SALT SOLUTION
5. PACKAGING:
 A. QUANTITY: SINGLE PACK
 B. MARKING: BAG TO BE MARKED: "AMPHENOL RF, 34-1026-12G DATE CODE U.S. PATENT NO. 7,553,177"
6. HIGH DENSITY INSTALLATION/REMOVAL TOOL: 227-T2000
7. CABLE ASSEMBLY INSTRUCTIONS:
 A. TRIM CABLE AS SHOWN.
 B. CRIMP CONTACT TO CABLE CENTER CONDUCTOR WITH 0.042" SQUARE DIE
 C. CRIMP FERRULE WITH 0.178" HEX.

8 SHOWS CABLE ENTRY DIMENSIONS.

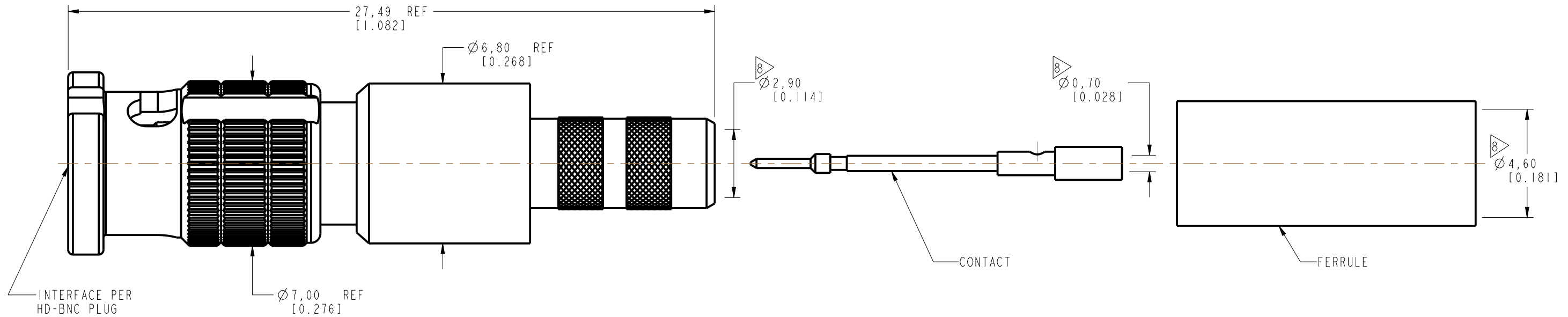
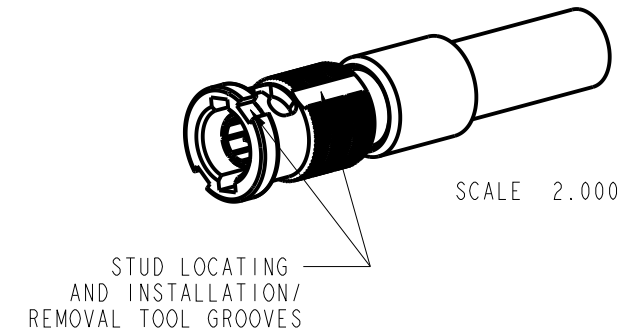
THIRD ANGLE PROJ.

REVISIONS

| REV | DESCRIPTION | DATE | ECO | APPR |
|-----|-----------------|-----------|------|------|
| A | RELEASE TO MFG. | 17-Nov-16 | 2364 | VK |



RECOMMENDED CABLE STRIPPING DIMENSIONS



PROTECTED UNDER U.S. PATENT # 7,553,177

CUSTOMER OUTLINE DRAWING

ALL OTHER SHEETS ARE FOR INTERNAL USE ONLY

UNLESS OTHERWISE SPECIFIED, DIMENSIONS ARE IN METRIC AND TOLERANCES ARE:
 <0.5mm ± 0.05mm 0.5 - 6mm ± 0.1mm 6 - 30mm ± 0.2mm 30 - 120mm ± 0.3mm ANGLES ± 1°

NOTICE - These drawings, specifications, or other data (1) are, and remain the property of Amphenol corp. (2) must be returned upon request; and (3) are confidential and not to be disclosed to any person other than those to whom they are given by Amphenol Corp., the furnishing of these drawings, specifications, or other data by Amphenol Corp., or to any other person to anyone for any purpose is not to be regarded by implication or otherwise in any manner licensing, granting rights to permitting such holder or any other person to manufacture, use or sell any product, process or design, patented or otherwise, that may in any way be related to or disclosed by said drawings, specifications, or other data.

| | | | | | |
|------------------------------|-----------------------|-------------------|--|----------------------|-----------------------------------|
| MATERIAL SEE NOTES | DRAWN MADHAN G | DATE 01-Jul-16 | TITLE HD-BNC STR PLUG FOR BELDEN 1855A CABLE | | Amphenol RF www.amphenolrf.com |
| REFERENCE EAR # 3984 | ENGINEER MADHAN G | DATE 01-Jul-16 | DRAWING NO. 34-1026-12G | | |
| CONFIGURATION LEVEL: In Work | APPROVED K.CAPOZZI | DATE 17-Nov-16 | SCALE: 5.8:1.0 | SHEET 2 OF 2 | ITEM NO. 34-1026-12G |
| FINISH | CAD FILE | DWG SIZE B | REV A | PART NO. 34-1026-12G | |