



Chipsmall Limited consists of a professional team with an average of over 10 year of expertise in the distribution of electronic components. Based in Hongkong, we have already established firm and mutual-benefit business relationships with customers from,Europe,America and south Asia,supplying obsolete and hard-to-find components to meet their specific needs.

With the principle of “Quality Parts,Customers Priority,Honest Operation,and Considerate Service”,our business mainly focus on the distribution of electronic components. Line cards we deal with include Microchip,ALPS,ROHM,Xilinx,Pulse,ON,Everlight and Freescale. Main products comprise IC,Modules,Potentiometer,IC Socket,Relay,Connector.Our parts cover such applications as commercial,industrial, and automotives areas.

We are looking forward to setting up business relationship with you and hope to provide you with the best service and solution. Let us make a better world for our industry!



Contact us

Tel: +86-755-8981 8866 Fax: +86-755-8427 6832

Email & Skype: info@chipsmall.com Web: www.chipsmall.com

Address: A1208, Overseas Decoration Building, #122 Zhenhua RD., Futian, Shenzhen, China



Round Cable Snap- Its (0431167281)



Part Number: 0431167281

31 ROUND CABLE CORE ASSEMBLY

Explanation of Part Numbers:

- Digits 1 & 2 = Product Class
- Digits 3 & 4 = Material Grade

Round cable snap- its can easily accommodate round cables or bundled wires with diameters from 2.5 mm (0.100") to 25.4 mm (1.000"). These assemblies are available in four ferrite material classes to suppress differential or common- mode conducted EMI from 1 MHz into the GHz region. The polypropylene cases are meeting the RoHS restrictions of hazardous substances and have a flammability rating of UL 94 V-0.

□ Many of the snap- it parts have round core equivalents. See □ Round Cable EMI Suppression Cores □.

□ Round Cable Snap- It Kits are available for each of the four suppression materials. 31 Snap- It Kit (0199000030), 43 Snap- It Kit (0199000031), 46 Core and Snap- It Kit (0199000032) and 61 Snap- It Kit (0199000033).

The □ B □ dimension is the core inside diameter.

Weight: 33 (g)

Dim	mm	mm tol	nominal inch	inch misc.
A	23.7	—	0.933	—
B	10.15	—	0.4	—
C	39.4	—	1.55	—
D	11.7	—	0.461	—

Cable Information			
Max Diameter	Max Dimension	Solid Equivalent	Flat Cable Cores
9.85	—	2631626402	—
0.388	—	—	—

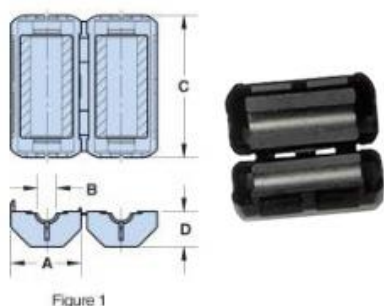


Chart Legend

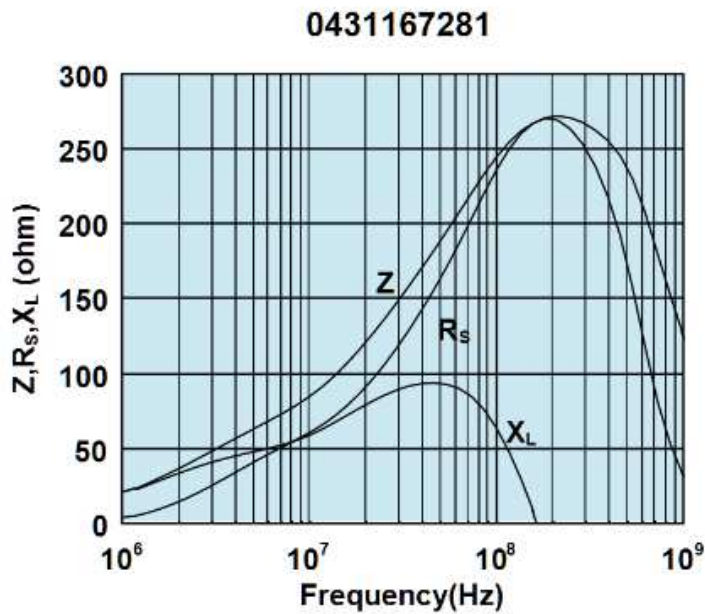
+ Test frequency

• For solid cable cores, see Round Cable EMI Suppression Cores

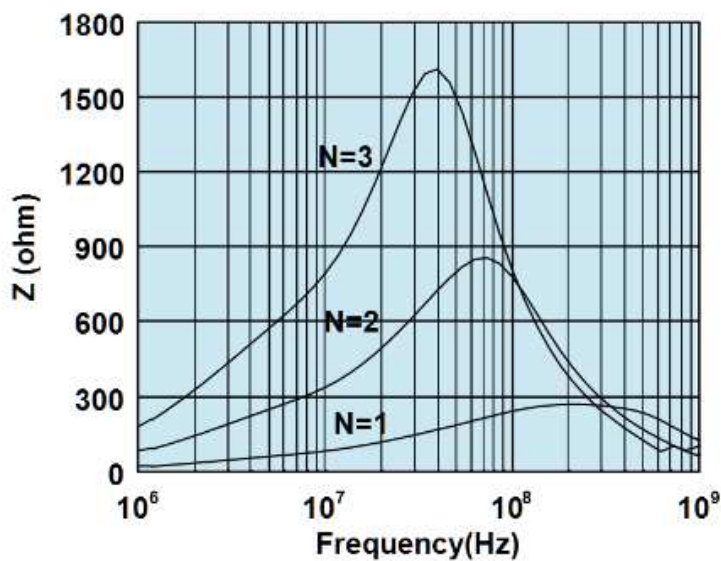
Typical Impedance (Ω)	
1 MHz	18
5 MHz	56
10 MHz ⁺	81
25 MHz ⁺	144
100 MHz ⁺	240
250 MHz	270

□ Round cable snap- it assemblies are controlled for impedances only. Minimum impedance values are specified for the + marked frequencies. The minimum impedance is typically the listed impedance less 20%.

□ Single turn impedance tests for the 31, 43/44 and 46 material parts are performed on the 4193A Vector Impedance Analyzer. The 61 material parts are tested on the 4291A RF Impedance Analyzer and 75 material parts are tested on the 4285A LCR Meter.. Cores are tested with the shortest practical wire length.



Impedance, reactance, and resistance vs. frequency.



Impedance vs. frequency with one, two, and three turns.

Fair- Rite Products Corp. • One Commercial Row, Wallkill, New York 12589-0288
888-324-7748 • 845-895-2055 • Fax: 845-895-2629 • ferrites@fair-rite.com • www.fair-rite.com