



Chipsmall Limited consists of a professional team with an average of over 10 year of expertise in the distribution of electronic components. Based in Hongkong, we have already established firm and mutual-benefit business relationships with customers from,Europe,America and south Asia,supplying obsolete and hard-to-find components to meet their specific needs.

With the principle of “Quality Parts,Customers Priority,Honest Operation,and Considerate Service”,our business mainly focus on the distribution of electronic components. Line cards we deal with include Microchip,ALPS,ROHM,Xilinx,Pulse,ON,Everlight and Freescale. Main products comprise IC,Modules,Potentiometer,IC Socket,Relay,Connector.Our parts cover such applications as commercial,industrial, and automotives areas.

We are looking forward to setting up business relationship with you and hope to provide you with the best service and solution. Let us make a better world for our industry!



Contact us

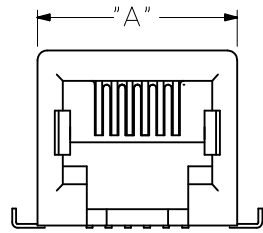
Tel: +86-755-8981 8866 Fax: +86-755-8427 6832

Email & Skype: info@chipsmall.com Web: www.chipsmall.com

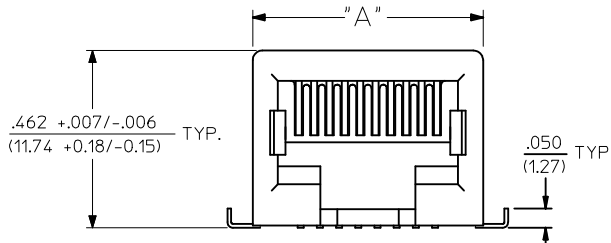
Address: A1208, Overseas Decoration Building, #122 Zhenhua RD., Futian, Shenzhen, China



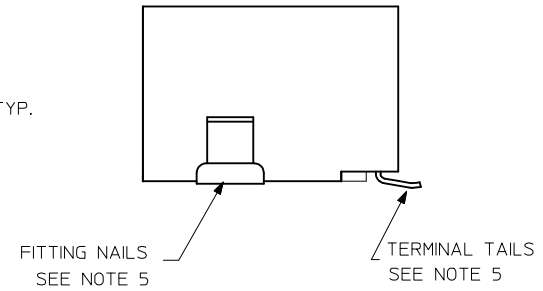
HOUSING SIZE	CIRCUIT SIZE	DIM. A	DIM. B
6	6	.520 (13.21)	.250 (6.35)
6	4	.520 (13.21)	.150 (3.81)
6	2	.520 (13.21)	.050 (1.27)
8	8	.600 (15.24)	.350 (8.89)
8	6	.600 (15.24)	.250 (6.35)



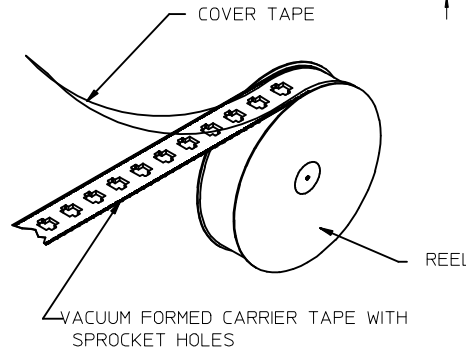
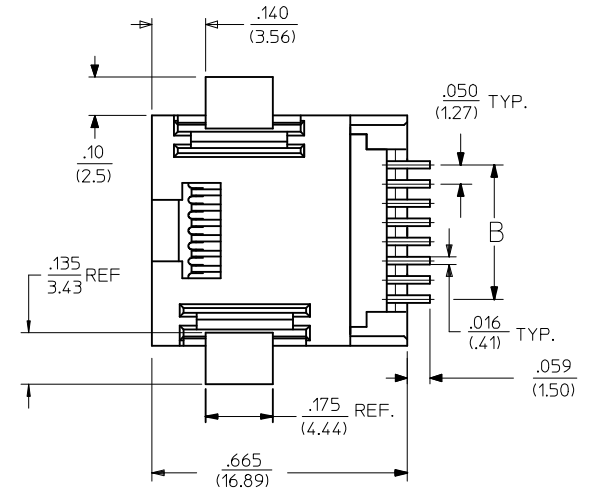
6 CIRCUIT ASSEMBLY



8 CIRCUIT ASSEMBLY



ASSEMBLY ITEM NO.	CONNECTOR SIZE	CIRCUIT SIZE	TERMINAL PLATING	TAPE & REEL PACKAGING No.	VOIDED CIRCUITS
43743-6001	6	6	A	PK-70873-7001	NA
43743-6002	6	6	B		
43743-6003	6	6	C		
43743-6101	6	4	A		
43743-6102	6	4	B		
43743-6103	6	4	C	PK-70873-7001	
43743-8101	8	8	A	PK-70873-7002	
43743-8102	8	8	B		
43743-8103	8	8	C		
43743-8201	8	6	A		
43743-8202	8	6	B		
43743-8203	8	6	C		
43743-8301	8	4	A		
43743-8302	8	4	B		
43743-8303	8	4	C	PK-70873-7002	
43743-6201	6	2	A	PK-70873-7001	
43743-6202	6	2	B	PK-70873-7001	
43743-6203	6	2	C	PK-70873-7001	NA

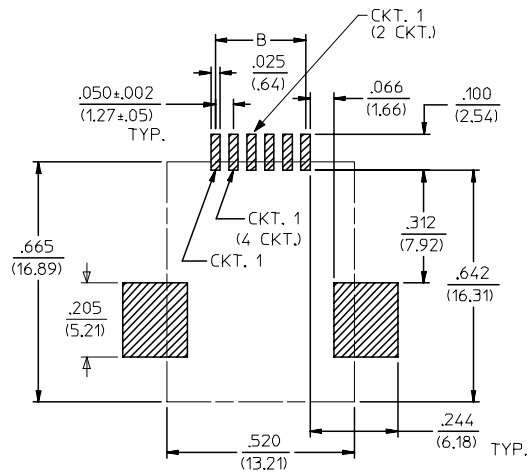


TAPE AND REEL PACKAGING

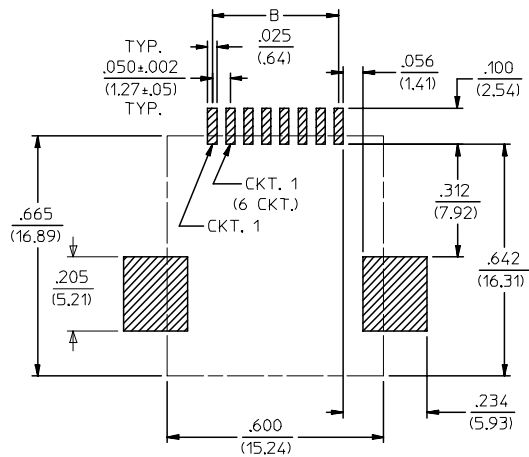
- NOTES:
- MATERIAL:
HOUSING & INSULATOR: NYLON(PA), GLASS FILLED, UL94V-0, COLOR: BLACK
TERMINALS: PHOSPHOR BRONZE, .012/(0.30) THICK
FITTING NAILS: BRASS, .010/(0.25) THICK
 - FINISH:
TERMINALS:
A = SELECT GOLD IN CONTACT AREA: .000050/(0.00127) MIN.,
*SELECT MATTE TIN IN PC TAIL AREA: .000100/(0.00254) MN.,
WITH OVERALL NICKEL UNDERPLATE: .000050/(0.00127) MIN.,
B = SELECT GOLD IN CONTACT AREA: .000030/(0.00076) MIN.,
*SELECT MATTE TIN IN PC TAIL AREA: .000100/(0.00254) MN.,
WITH OVERALL NICKEL UNDERPLATE: .000050/(0.00127) MIN.,
C = SELECT GOLD IN CONTACT AREA: .000015/(0.00038) MIN.,
*SELECT MATTE TIN IN PC TAIL AREA: .000100/(0.00254) MN.,
WITH OVERALL NICKEL UNDERPLATE: .000050/(0.00127) MIN.
 - FITTING NAILS:
*100 MICROINCHES MATTE TIN OVER 50 MICROINCHES NICKEL UNDERPLATE
*THE PRIMARY SHIPPING CARTON WILL BE LABELED "COMPLIANT TO RoHS DIRECTIVE 2002/95/EC AND ELV ANNEX II OF DIRECTIVE 2000/53/EC". CARTONS WITHOUT THIS LABEL MAY CONTAIN PRODUCT WITH TIN-LEAD IN THE PC TAILS AND/OR FITTING NAILS.
 - PRODUCT SPECIFICATION AND PROCESSING PARAMETERS: PS-43743-0001.
 - PACKAGING SPECIFICATION:
CONNECTOR ASSEMBLIES TO BE PACKAGED USING TAPE & REEL SYSTEM.
 - COPLANARITY SPECIFICATION:
WHEN AN ASSEMBLY IS PLACED UPON A LEVEL SURFACE, THE MAXIMUM GAP BETWEEN THE LEVEL SURFACE AND ALL TERMINAL TAILS AND BOTH FITTING NAILS IS .006/(0.15).
 - FOR ASSEMBLIES HAVING VOIDED CIRCUITS, THE TAIL PORTION IS CUT AND REMOVED. THE MATING PORTION OF THE TERMINAL REMAINS INTACT. VOIDED CIRCUITS MUST BE THE SAME FOR BOTH PARTS.
 - CONFORMS TO FCC REGULATION PART 68.5 FOR MODULAR JACKS.
 - THIS PART CONFORMS TO CLASS B REQUIREMENTS OF COSMETIC SPECIFICATION PS-45499-002.

2	H
1	J3
SHT	REV

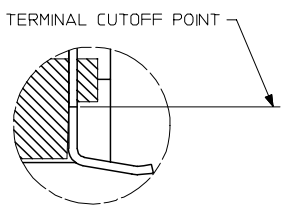
REVISED NOTES EC NO: UCP2009-1244 DRAWN: JLOSTEMEIER 2008/12/10 CHKD: JBEL 2008/12/10 APPR: FSMITH 2008/12/10 DESCRIPTION	QUALITY SYMBOLS ▽=0 ▽=0	GENERAL TOLERANCES (UNLESS SPECIFIED) <table border="1"> <tr><th colspan="2">mm</th><th colspan="2">INCH</th></tr> <tr><td>4 PLACES ±</td><td>---</td><td>±</td><td>---</td></tr> <tr><td>3 PLACES ±</td><td>---</td><td>±</td><td>.010</td></tr> <tr><td>2 PLACES ±</td><td>0.25</td><td>±</td><td>.014</td></tr> <tr><td>1 PLACE ±</td><td>0.36</td><td>±</td><td>---</td></tr> </table> ANGULAR ±1/2°	mm		INCH		4 PLACES ±	---	±	---	3 PLACES ±	---	±	.010	2 PLACES ±	0.25	±	.014	1 PLACE ±	0.36	±	---	DIMENSION STYLE IN/MM	SCALE 1:1	DESIGN UNITS INCH	THIRD ANGLE PROJECTION
	mm		INCH																							
	4 PLACES ±	---	±	---																						
	3 PLACES ±	---	±	.010																						
2 PLACES ±	0.25	±	.014																							
1 PLACE ±	0.36	±	---																							
DRAWN BY PEARSON DATE 6/18/96 CHECKED BY PEARSON DATE 6/18/96 APPROVED BY EDGLEY DATE 6/18/96		TITLE SURFACE MOUNT MODULAR JACK		MOLEX INCORPORATED																						
MATERIAL NO. SEE CHARTS		DOCUMENT NO. SDA-43743-****		SHEET NO. 1 OF 2																						
DRAFT WHERE APPLICABLE MUST REMAIN WITHIN DIMENSIONS THIS DRAWING CONTAINS INFORMATION THAT IS PROPRIETARY TO MOLEX INCORPORATED AND SHOULD NOT BE USED WITHOUT WRITTEN PERMISSION																										



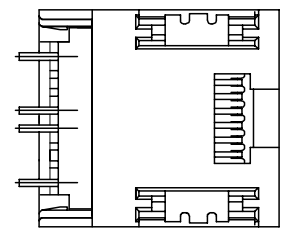
PC BOARD LAYOUT FOR 6 POSITION HOUSING (COMPONENT SIDE OF BOARD)



PC BOARD LAYOUT FOR 8 POSITION HOUSING (COMPONENT SIDE OF BOARD)



VIEW SHOWING TYPICAL TERMINAL CUTOFF OF TAIL (SEE NOTE 5) FOR VOIDED CIRCUITS.



TYPICAL VIEW SHOWING VOIDED CIRCUIT (CIRCUITS 2,3,6 & 7 SHOWN VOIDED)

SEE SHEET ONE EC NO: UCP2004-0798 DRWN:LSCHMIDT 2004/01/05 CHKD:LSCHMIDT 2004/01/05 APPR:FSMITH 2004/01/08	QUALITY SYMBOLS	GENERAL TOLERANCES (UNLESS SPECIFIED)	SCALE --- INCH	DESIGN UNITS INCH	THIRD ANGLE PROJECTION	REVISE ON CAD ONLY	
	DESCRIPTION ▽ = 0 ▽ = 0	mm	INCH	DIMENSION STYLE IN/MM		TITLE SURFACE MOUNT MODULAR JACK	
		4 PLACES ± --- ± ---	± ---	DRAWN BY PEARSON	DATE 06/18/96		
		3 PLACES ± --- ± .010	± .010	CHECKED BY PEARSON	DATE 06/18/96		
	2 PLACES ± 0.25 ± .014	± .014	APPROVED BY EDGLEY	DATE 06/18/96	MATERIAL NO.	DOCUMENT NO. SDA-43743-****	
	1 PLACE ± 0.36 ± ---	± ---	DRAFT WHERE APPLICABLE MUST REMAIN WITHIN DIMENSIONS		SHEET NO. 2 OF 2		
		ANGULAR ± 1/2°	THIS DRAWING CONTAINS INFORMATION THAT IS PROPRIETARY TO MOLEX INCORPORATED AND SHOULD NOT BE USED WITHOUT WRITTEN PERMISSION				