



Chipsmall Limited consists of a professional team with an average of over 10 year of expertise in the distribution of electronic components. Based in Hongkong, we have already established firm and mutual-benefit business relationships with customers from,Europe,America and south Asia,supplying obsolete and hard-to-find components to meet their specific needs.

With the principle of “Quality Parts,Customers Priority,Honest Operation,and Considerate Service”,our business mainly focus on the distribution of electronic components. Line cards we deal with include Microchip,ALPS,ROHM,Xilinx,Pulse,ON,Everlight and Freescale. Main products comprise IC,Modules,Potentiometer,IC Socket,Relay,Connector.Our parts cover such applications as commercial,industrial, and automotives areas.

We are looking forward to setting up business relationship with you and hope to provide you with the best service and solution. Let us make a better world for our industry!



Contact us

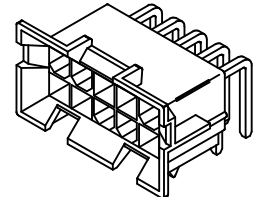
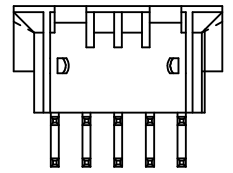
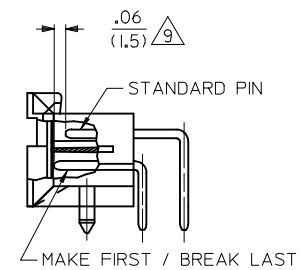
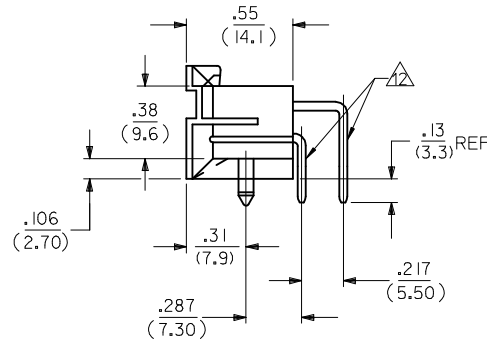
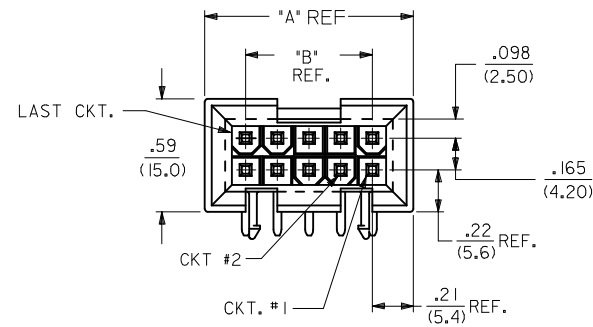
Tel: +86-755-8981 8866 Fax: +86-755-8427 6832

Email & Skype: info@chipsmall.com Web: www.chipsmall.com

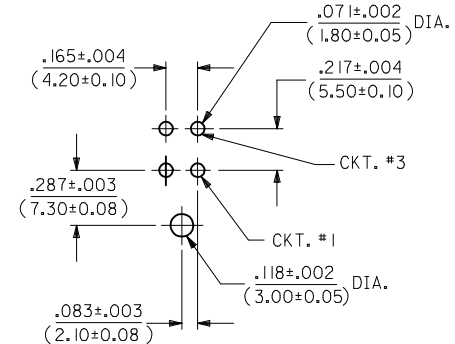
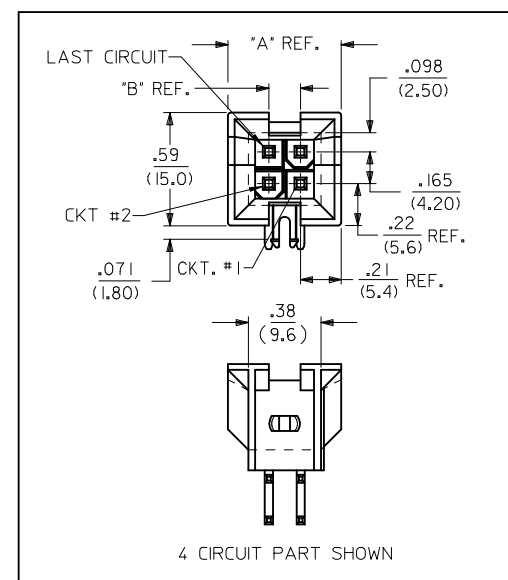
Address: A1208, Overseas Decoration Building, #122 Zhenhua RD., Futian, Shenzhen, China



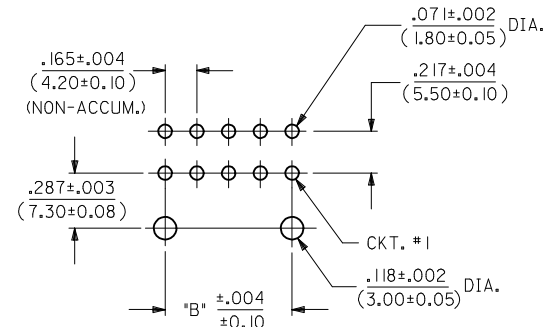
CIRCUIT SIZE	DIM. "A"	DIM. "B"
2	—	—
4	.59 (15.0)	.165 (4.20)
6	.76 (19.2)	.331 (8.40)
8	.92 (23.4)	.496 (12.60)
10	1.09 (27.6)	.661 (16.80)
12	1.25 (31.8)	.827 (21.00)
14	1.42 (36.0)	.992 (25.20)
16	1.58 (40.2)	1.157 (29.40)
18	1.75 (44.4)	1.323 (33.60)
20	1.91 (48.6)	1.488 (37.80)
22	2.08 (52.8)	1.654 (42.00)
24	2.24 (57.0)	1.819 (46.20)



A-44499-*



4 CIRCUIT PCB LAYOUT
RECOMMENDED HOLE LAYOUT FOR
.070/(1.78) MAX. THICK P.C. BOARD
VIEWED FROM COMPONENT SIDE



RECOMMENDED HOLE LAYOUT FOR
.070/(1.78) MAX. THICK P.C. BOARD
VIEWED FROM COMPONENT SIDE

- NOTES:
- MATERIAL:
HOUSING: *A* = NYLON 6/6, UL 94V-2, COLOR: NATURAL
B = NYLON 6/6, UL 94V-0, COLOR: NATURAL
TERMINALS: BRASS
 - TERMINAL PLATING:
C = .000030/(.00076) MIN. SELECT GOLD AND .000100/(.00254) MIN. MATTE TIN OVER
.000050/(.00127) MIN. NICKEL OVERALL.
D = .000100/(.00254) MIN. MATTE TIN OVER
.000050/(.00127) MIN. NICKEL OVERALL.
 - PRODUCT SPECIFICATION: PS-5556-002
 - PACKAGING: TRAY PACKED PER MOLEX SPECIFICATION PK-42404-002.
 - PART MATES WITH MINI-FIT JR. RECEPTACLE 5557, 42385, 42474 AND 44516. 2 CIRCUIT PARTS MATE WITH 42385, 42474, AND 44516 ONLY.
 - PART ALLOWS FOR UP TO .100/(2.54) MISALIGNMENT WITH MATING RECEPTACLE IN ANY DIRECTION. SEE MATING CONNECTOR DRAWINGS FOR SPECIFIC ALLOWANCES.
 - PART IS NOT DESIGNED FOR CURRENT SHARING.
 - CONNECTOR ASSEMBLIES ARE NOT TO BE MATED OR UNMATED WHILE CIRCUITS ARE LIVE.
 - CIRCUITS SHOWN PROVIDE THE "MAKE-FIRST/BREAK-LAST" FEATURE.
 - PART CONFORMS TO CLASS B OF COSMETIC SPECIFICATION PS-45499-002.
 - DISCOLORATION IN THE BANDOLIER CARRIER AREA OF THE PIN IS INHERENT TO THE PLATING PROCESS AND IS DUE TO THE MASKING EFFECT OF THE CARRIER. THIS DISCOLORATION IS IN A NON-FUNCTIONAL AREA OF THE PIN AND WILL NOT AFFECT THE PERFORMANCE OF THE HEADER ASSEMBLY.
 - FORMING MARKS ARE ACCEPTABLE

ADD 4499-0130 EC NO: UCP2017-0507 DRWINBAPPELDORN 2016/08/29 CHKD:BELB 2016/08/29 APPR:FSMITH 2016/09/07	DESCRIPTION D20	QUALITY SYMBOLS ▽=0 ▽=0 ▽=0	GENERAL TOLERANCES (UNLESS SPECIFIED)		DIMENSION STYLE IN/MM		SCALE 2:1	DESIGN UNITS METRIC	THIRD ANGLE PROJECTION
			4 PLACES ± --- ± --- 3 PLACES ± --- ± .010 2 PLACES ± 0.25 ± .015 1 PLACE ± 0.38 ± --- 0 PLACE ± ±	mm INCH DRAWN BY DATE AFG 1994/09/13 CHECKED BY DATE RJF 1994/09/13 APPROVED BY DATE FSMITH 2011/08/03	MATERIAL NO. SEE CHART	DOCUMENT NO. SDA-44499-*	SHEET NO. 1 OF 3		
DRAFT WHERE APPLICABLE MUST REMAIN WITHIN DIMENSIONS									
THIS DRAWING CONTAINS INFORMATION THAT IS PROPRIETARY TO MOLEX INCORPORATED AND SHOULD NOT BE USED WITHOUT WRITTEN PERMISSION									

ITEM NO.	CKT. SIZE	CHARACTERISTIC DESCRIPTION	LETTER INDICATES PIN PLATING AND LENGTH REQUIRED AT EACH CIRCUIT LOCATION. SEE NOTE 2 ON SHEET 1.																							
			1	2	3	4	5	6	7	8	9	10	11	12	13	14	15	16	17	18	19	20	21	22	23	24
44499-0005	24	24BC	CM	CM	CM	CM	CM	CM	CM	CM	CM	CS	CM	CM	CM	CM	CM	CM	CM	CM	CM	CM	CM	CM	CM	
44499-0006	04	04BC	CS	CM	CM	CS	-	-	-	-	-	-	-	-	-	-	-	-	-	-	-	-	-	-	-	
44499-0027	10	10BD	DS	DM	DM	DM	DM	DM	DM	DM	DM	DM	-	-	-	-	-	-	-	-	-	-	-	-	-	
44499-0029	24	24BD	DM	DM	DM	DM	DM	DM	DM	DM	DM	DM	DM	DM	DM	DM	DM	DM	DM	DM	DM	DM	DM	DM	DM	
44499-0036	24	24BD	DS	DS	DM	DM	DS	DS	DM	DS	DS	DS	DS	DS	DM	DM	DM	DS	DS	DS	DS	DS	DM	DS	DS	
44499-0041	14	14AD	DS	DS	DS	V	DS	DS	DS	DM	DS	DS	V	DS	DS	DM	-	-	-	-	-	-	-	-	-	
44499-0042	10	10BC	CS	CS	CS	CS	CS	CS	CS	CS	CS	CM	-	-	-	-	-	-	-	-	-	-	-	-	-	
44499-0049	24	24AD	DM	DM	DM	DM	DS	DS	DS	DS	DS	DS	DS	DS	DS	DS	DS	DS	DS	DS	DS	DS	DS	DS	DS	
44499-0055	10	10BC	CS	CM	CM	CM	CM	CM	CM	CM	CM	CM	-	-	-	-	-	-	-	-	-	-	-	-	-	
44499-0061	06	06BD	DM	DM	DM	DM	DM	DM	-	-	-	-	-	-	-	-	-	-	-	-	-	-	-	-	-	
44499-0065	24	24BC	CS	CM	CM	CM	CM	CM	CM	CM	CM	CM	CM	CM	CM	CM	DS	CM	CM	CM	CM	CM	CM	CM	CS	
44499-0066	18	18BD	DS	DS	DS	DS	DS	DS	DS	DS	DS	DS	DS	DS	DS	DM	DS	DS	DS	DM	-	-	-	-	-	
44499-0072	18	18BC	CS	CS	CS	CM	CM	CM	CM	CM	CS	CS	CM	CM	CM	CM	CM	CM	CS	-	-	-	-	-	-	
44499-0073	06	06BC	CS	CM	CM	CM	CM	CM	-	-	-	-	-	-	-	-	-	-	-	-	-	-	-	-	-	
44499-0075	18	18AD	DM	DS	DS	DS	DS	DS	DS	DS	DS	DS	DS	DS	DS	DS	DS	DS	DM	-	-	-	-	-	-	
44499-0078	18	18BC	CS	CM	CM	CM	CM	CM	CM	CM	CM	CM	CM	CM	CM	CM	CM	CM	CM	-	-	-	-	-	-	
44499-0089	10	10BC	CS	CS	CM	CS	CS	CM	CM	CM	CM	CS	-	-	-	-	-	-	-	-	-	-	-	-	-	
44499-0090	24	24BD	DS	DS	DM	DM	DM	DS	DS	DS	DS	DM	DS	DS	DS	DS	DS	DS	DS	DS	DS	DS	DM	DM	DS	
44499-0092	04	04BD	DS	DM	DM	DS	-	-	-	-	-	-	-	-	-	-	-	-	-	-	-	-	-	-	-	
44499-0093	04	04BC	CS	CM	CM	CS	-	-	-	-	-	-	-	-	-	-	-	-	-	-	-	-	-	-	-	
44499-0094	18	18BC	CM	CM	CM	CM	CM	CM	CM	CM	CM	CM	CM	CM	CM	CM	CM	CM	CS	CM	-	-	-	-	-	
44499-0095	18	18BC	CM	CM	CM	CM	CM	CM	CM	CM	CM	CM	CS	CM	CM	CM	CM	CM	CM	CM	-	-	-	-	-	
44499-0096	24	24AD	DM	DM	V	DM	DM	V	DM	DM	DM	DM	DM	DM	DM	V	DM	DM	V	DM	DM	DM	DM	DM	DM	
44499-0097	14	14BC	CM	CM	CM	CM	CM	CM	CM	CM	CM	CM	CM	CM	CM	CS	-	-	-	-	-	-	-	-	-	
44499-0099	24	24BC	CM	CM	CM	CM	CM	CM	CM	CM	CM	CM	CM	CM	CM	CM	CM	CM	CM	CM	CM	CM	CM	CM	CS	
44499-0100	24	24BC	CS	CM	CM	CM	CM	CM	CM	CM	CM	CM	CM	CM	CM	CS	CM	CS	CM	CS	CM	CS	CM	CS	CS	
44499-0101	14	14BC	CM	CS	CM	CM	CS	CM	CM	CM	CM	CM	CM	CM	CM	CS	-	-	-	-	-	-	-	-	-	
44499-0102	24	24BC	CM	CM	CS	CS	CS	CS	CS	CS	CS	CS	CM	CM	CM	CM	CS	CS	CS	CS	CS	CS	CS	CM	CM	
44499-0103	24	24AD	DM	DS	DS	DS	DS	DS	DS	DS	DS	DS	DS	DS	DS	DS	DS	DS	DS	DS	DS	DS	DS	DM	DM	
44499-0104	24	24BC	CM	CS	CM	CS	CM	CS	CM	CS	CM	CS	CM	CS	CM	CS	CM	CS	CM	CM	CM	CM	CS	CM	CM	
44499-0105	16	16BC	CM	CS	CS	CS	CS	CS	CS	CS	CS	CS	CS	CS	CS	CM	CS	-	-	-	-	-	-	-	-	
44499-0106	08	08BC	CS	CS	CM	CS	CS	CS	CM	CS	-	-	-	-	-	-	-	-	-	-	-	-	-	-	-	
44499-0107	24	24AD	DM	DM	DM	DM	DM	DM	DM	DM	DM	DM	DM	DM	DM	DM	DM	DM	DM	DM	DM	DM	DM	DM	DM	
44499-0108	14	14BC	CS	CS	CS	CS	CS	CS	CM	CS	CS	CS	CS	CS	CS	-	-	-	-	-	-	-	-	-	-	
44499-0109	24	24BC	CM	CS	CS	CM	CS	CS	CS	CS	CS	CS	CM	CS	CM	CS	CS	CS	CS	CS	CS	CS	CS	CS	CS	
44499-0111	06	06BC	CM	CS	CS	CM	CS	CS	-	-	-	-	-	-	-	-	-	-	-	-	-	-	-	-	-	
44499-0112	24	24BC	CS	CM	CM	CS	CS	CS	CS	CS	CS	CS	CS	CS	CM	CM	CS	CS	CS	CS	CS	CS	CS	CS	CS	

CHARACTERISTICS LEGEND:

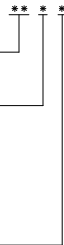
CIRCUIT SIZE
(02-24)

HOUSING MATERIAL

- A = NYLON 6/6, U.L. 94V-2, COLOR: NATURAL
- B = NYLON 6/6, U.L. 94V-0, COLOR: NATURAL

TERMINAL PLATING

- C = SELECT GOLD
- D = MATTE TIN OVERALL
- * = MIXED TIN AND GOLD



TERMINAL PLATING AND LENGTH CODE

- CS = SELECT GOLD, STANDARD LENGTH
- DS = MATTE TIN, STANDARD LENGTH
- CM = SELECT GOLD, MATE-FIRST/BREAK-LAST (LONGER)
- DM = MATTE TIN, MATE-FIRST/BREAK-LAST (LONGER)
- V = VOID CIRCUIT

SEE SHEET 1 EC NO: UCP2017-0507 DRW: BAPPELDORN 2016/08/29 CHKD: JEBEL 2016/08/29 APPR: FSMITH 2016/09/07	QUALITY SYMBOLS	DESCRIPTION
	▽=0 ▽=0 ▽=0	
D20	REV	

GENERAL TOLERANCES (UNLESS SPECIFIED)	mm	INCH
	4 PLACES ± .010	± .010
3 PLACES ± .010	± .010	
2 PLACES ± 0.25	± .015	
1 PLACE ± 0.38	± .015	
0 PLACE ±	±	
ANGULAR ±1/2°		
DRAFT WHERE APPLICABLE MUST REMAIN WITHIN DIMENSIONS		

DIMENSION STYLE IN/MM		SCALE 1:1	DESIGN UNITS METRIC	THIRD ANGLE PROJECTION
DRAWN BY AFG	DATE 1994/09/13	TITLE SELECTIVELY-LOADED RT ANGLE DUAL ROW HEADER (MATE-FIRST/BREAK-LAST)		
CHECKED BY RJF	DATE 1994/09/13			
APPROVED BY FSMITH	DATE 2011/08/03			
MATERIAL NO. SEE CHART		DOCUMENT NO. SDA-44499-*		SHEET NO. 2 OF 3
THIS DRAWING CONTAINS INFORMATION THAT IS PROPRIETARY TO MOLEX INCORPORATED AND SHOULD NOT BE USED WITHOUT WRITTEN PERMISSION				

ITEM NO.	CKT. SIZE	CHARACTERISTIC DESCRIPTION	LETTER INDICATES PIN PLATING AND LENGTH REQUIRED AT EACH CIRCUIT LOCATION, SEE NOTE 2 ON SHEET 1.																							
			1	2	3	4	5	6	7	8	9	10	11	12	13	14	15	16	17	18	19	20	21	22	23	24
44499-0113	24	24BD	DS	V	DS	V	DS	V	DS	V	V	DS	DS	DS	V	DS	V	DS	V	DS	V	V	DS	DS	DS	
44499-0114	14	14BD	DS	V	DS	V	DS	V	DS	DS	V	DS	V	DS	-	-	-	-	-	-	-	-	-	-	-	
44499-0115	18	18BD	DS	V	V	DS	V	V	DS	DS	DS	DS	V	V	DS	V	V	DS	DS	DS	-	-	-	-	-	
44499-0116	04	04BD	DS	DS	DM	DM	-	-	-	-	-	-	-	-	-	-	-	-	-	-	-	-	-	-		
44499-0117	10	10BD	DM	DM	DM	DM	DM	DM	DM	DM	DM	DM	-	-	-	-	-	-	-	-	-	-	-	-		
44499-0118	14	14BD	DM	DM	DM	DM	DM	DM	DM	DM	DM	DM	DM	DM	DM	-	-	-	-	-	-	-	-	-		
44499-0119	14	14BC	CM	CM	CM	CM	CS	CM	CS	CM	CM	CM	CM	CM	CS	-	-	-	-	-	-	-	-	-		
44499-0120	14	14BC	CM	CM	CM	CM	CS	CM	CM	CM	CM	CM	CM	CS	CM	CM	-	-	-	-	-	-	-	-		
44499-0121	10	10BC	CM	CS	CS	CS	CS	CM	CS	CS	CS	CS	-	-	-	-	-	-	-	-	-	-	-	-		
44499-0122	18	18BC	CM	CM	CM	CM	CM	CM	CM	CM	CM	CM	CM	CS	CS	CM	CM	CM	CM	-	-	-	-	-		
44499-0123	10	10BD	DS	V	DS	V	DS	DS	V	DS	V	DS	-	-	-	-	-	-	-	-	-	-	-	-		
44499-0124	14	14BC	CM	CM	CM	CM	CM	CM	CM	CM	CS	CM	CM	CS	CM	CM	-	-	-	-	-	-	-	-		
44499-0125	14	14BC	CM	CM	CM	CM	CS	CM	CM	CM	CS	CM	CM	CM	CM	-	-	-	-	-	-	-	-	-		
44499-0126	14	14BC	CM	CM	CM	CM	CS	CM	CM	CM	CM	CM	CS	CS	CM	CM	-	-	-	-	-	-	-	-		
44499-0127	18	18BD	DM	DM	DM	DM	DM	DS	DS	DM	DS	DM	DM	DM	DM	DM	DM	DM	-	-	-	-	-	-		
44499-0128	14	14BC	CM	CM	CM	CS	CS	CM	CS	CM	CM	CM	CS	CM	CM	CS	-	-	-	-	-	-	-	-		
44499-0129	14	14BD	DM	DM	DM	DS	DS	DM	DS	DM	DM	DM	DS	DS	DM	DS	-	-	-	-	-	-	-	-		
44499-0130	14	14BD	DM	DS	DS	DS	DS	DS	DM	DM	DS	DM	DS	DS	DM	DM	-	-	-	-	-	-	-	-		

CHARACTERISTICS LEGEND:

CIRCUIT SIZE _____ ** * *

(02-24)

HOUSING MATERIAL _____

A = NYLON 6/6, U.L. 94V-2,
COLOR: NATURAL

B = NYLON 6/6, U.L. 94V-0,
COLOR: NATURAL

TERMINAL PLATING _____

C = SELECT GOLD

D = MATTE TIN OVERALL

* = MIXED TIN AND GOLD

TERMINAL PLATING AND LENGTH CODE

CS = SELECT GOLD, STANDARD LENGTH

DS = MATTE TIN, STANDARD LENGTH

CM = SELECT GOLD, MATE-FIRST/BREAK-LAST (LONGER)

DM = MATTE TIN, MATE-FIRST/BREAK-LAST (LONGER)

V = VOID CIRCUIT

SEE SHEET 1 EC NO: UCP2017-0507 DRWN:APPELDORN 2016/08/29 CHKD:JBELL 2016/08/29 APPR:FSMITH 2016/09/07	QUALITY SYMBOLS	GENERAL TOLERANCES (UNLESS SPECIFIED)	DIMENSION STYLE	SCALE	DESIGN UNITS	THIRD ANGLE PROJECTION
	▽=0	mm INCH	IN/MM	1:1	METRIC	☉
	▽=0	4 PLACES ± --- ± ---	DRAWN BY DATE	TITLE		
	▽=0	3 PLACES ± --- ±.010	AFG 1994/09/13	SELECTIVELY-LOADED RT ANGLE DUAL ROW HEADER (MATE-FIRST/BREAK-LAST)		
	2 PLACES ±0.25 ±.015	CHECKED BY DATE	molex			
	1 PLACE ±0.38 ± ---	RJF 1994/09/13	SDA-44499-*			
	0 PLACE ± ±	APPROVED BY DATE	3 OF 3			
	ANGULAR ±1/2°	FSMITH 2011/08/03	THIS DRAWING CONTAINS INFORMATION THAT IS PROPRIETARY TO MOLEX INCORPORATED AND SHOULD NOT BE USED WITHOUT WRITTEN PERMISSION			
	DRAFT WHERE APPLICABLE MUST REMAIN WITHIN DIMENSIONS	MATERIAL NO.	DOCUMENT NO.			
D20	REV	SIZE				