



Chipsmall Limited consists of a professional team with an average of over 10 year of expertise in the distribution of electronic components. Based in Hongkong, we have already established firm and mutual-benefit business relationships with customers from,Europe,America and south Asia,supplying obsolete and hard-to-find components to meet their specific needs.

With the principle of “Quality Parts,Customers Priority,Honest Operation,and Considerate Service”,our business mainly focus on the distribution of electronic components. Line cards we deal with include Microchip,ALPS,ROHM,Xilinx,Pulse,ON,Everlight and Freescale. Main products comprise IC,Modules,Potentiometer,IC Socket,Relay,Connector.Our parts cover such applications as commercial,industrial, and automotives areas.

We are looking forward to setting up business relationship with you and hope to provide you with the best service and solution. Let us make a better world for our industry!



Contact us

Tel: +86-755-8981 8866 Fax: +86-755-8427 6832

Email & Skype: info@chipsmall.com Web: www.chipsmall.com




Address: A1208, Overseas Decoration Building, #122 Zhenhua RD., Futian, Shenzhen, China



471 Series, PICO® II Time-Lag Fuse



Agency Approvals

Agency	Agency File Number	Ampere Range
	E10480	0.500A - 5A
	29862	0.500A - 2.5A
	JET 1896-31007-1004	1A - 5A

Additional Information



Datasheet



Resources



Samples

Description

The 471 Series PICO® II Time-Lag Fuse is designed for applications that require moderate in-rush withstand and is in a space-saving subminiature package.

Features

- Moderate in-rush withstand
- Small size
- Wide range of current ratings available (0.500A to 5A)
- RoHS compliant
- Halogen-free available
- Wide operating temperature range
- Low temperature de-rating




Applications

- Flat-panel display TV
- LCD monitor
- Lighting systems
- Medical equipments
- Industrial equipments

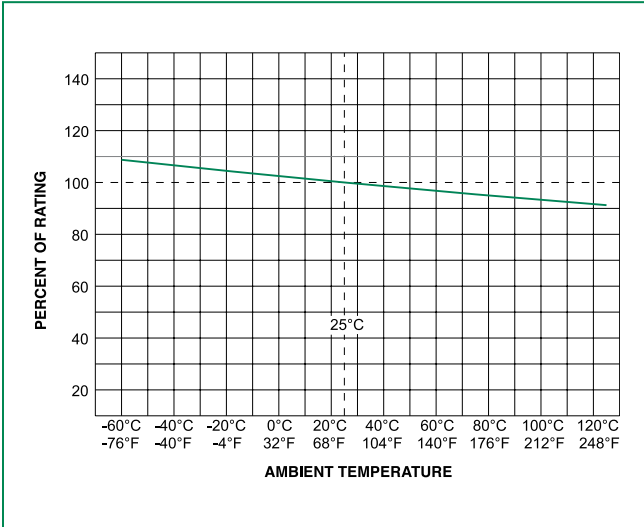
Electrical Characteristics

% of Ampere Rating	Opening Time
100%	4 Hours, Min.
200%	120 Seconds, Max.

Electrical Characteristics

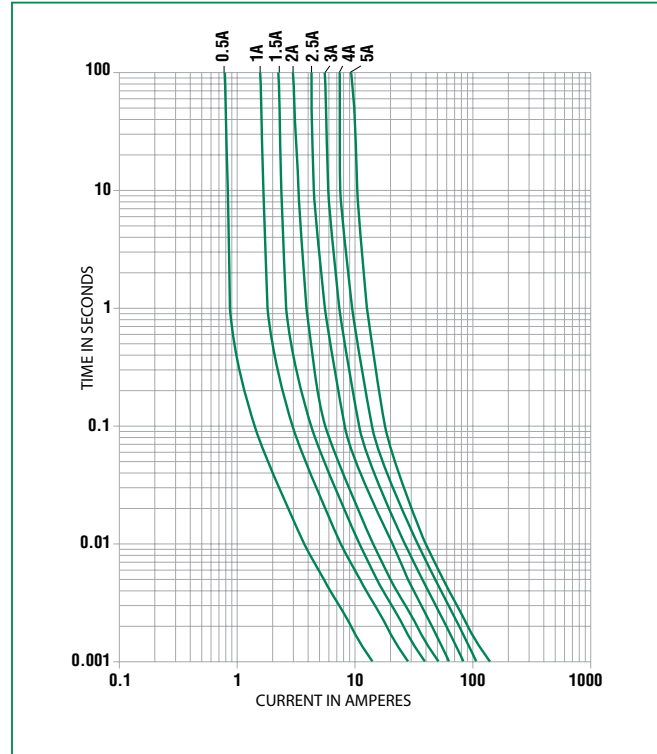
Ampere Rating (A)	Amp Code	Max Voltage Rating (V)	Interrupting Rating	Nominal Cold Resistance (Ohms)	Nominal Melting I ² t (A ² sec)	Agency Approvals		
								
.500	.500	125	50A@125VAC/DC	0.1890	0.159	X	X	
1.00	001.	125		0.0851	0.722	X	X	X
1.50	01.5	125		0.5350	1.610	X	X	X
2.00	002.	125		0.3850	2.500	X	X	X
2.50	02.5	125		0.0300	4.390	X	X	X
3.00	003.	125		0.0231	6.960	X		X
3.50	03.5	125		0.0180	9.900	X		X
4.00	004.	125		0.1310	10.600	X		X
5.00	005.	125		0.0084	15.400	X		X

Temperature Re-rating Curve



Note:
Rerating depicted in this curve is in addition to the standard derating of 25% for continuous operation.

Average Time Current Curves



Soldering Parameters

Recommended Process Parameters:

Wave Parameter	Lead-Free Recommendation
Preheat: (Depends on Flux Activation Temperature)	(Typical Industry Recommendation)
Temperature Minimum:	100°C
Temperature Maximum:	150°C
Preheat Time:	60-180 seconds
Solder Pot Temperature:	260°C Maximum
Solder Dwell Time:	2-5 seconds

Recommended Hand-Solder Parameters:

Solder Iron Temperature: 350°C +/- 5°C
Heating Time: 5 seconds max.

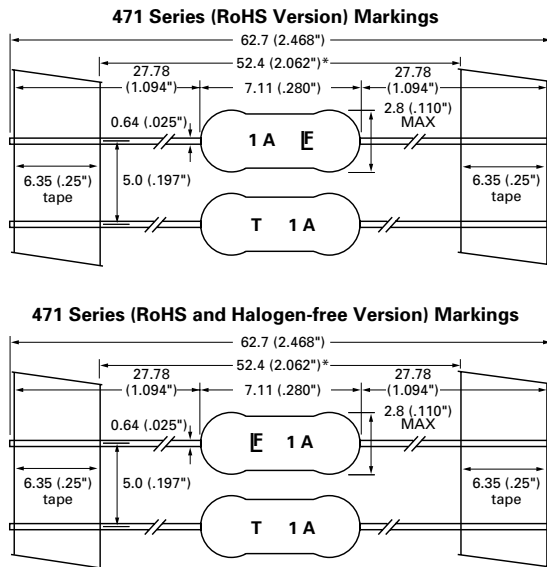
Note: These devices are not recommended for IR or Convection Reflow process.

Product Characteristics

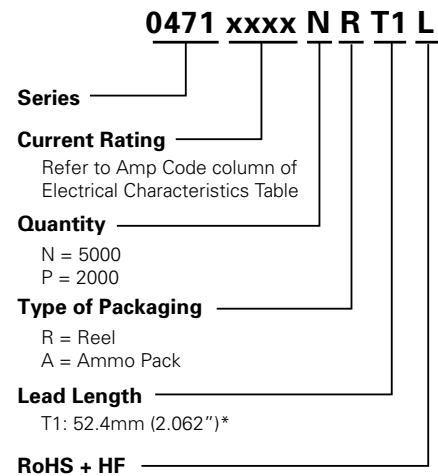
Materials	Encapsulated, Epoxy-Coated Body; Solder Coated Copper wire leads; RoHS compliant Product: Pure Tin-coated Copper wire leads
Flammability Rating	UL 94V-0
Solderability	MIL-STD-202, Method 208
Lead Pull Force	MIL-STD-202, Method 211, Test Condition A (will withstand a 7 lbs. axial pull test)

Operating Temperature	-55°C to +125°C (Consider re-rating)
Shock	MIL-STD-202, Method 213, Test Condition I (100 G's peak for 6 milliseconds)
Vibration	MIL-STD-202, Method 201 (10-55 Hz); Method 204, Test Condition C (55-2000 Hz at 10 G's Peak)
Moisture Resistance	MIL-STD-202, Method 106
Resistance to Soldering Heat	Withstands 60 seconds above 200°C and up to 260°C, maximum

Dimensions



Part Numbering System



Packaging

Packaging Option	Packaging Specification	Quantity & Packaging Code
*T1: 52.4mm (2.062\") Tape and Reel	EIA 296	Please refer to available quantities above in "Part Numbering System"

Notes: * T1 dimension is defined as the length of the component between the two tapes. The full component length is 62.7mm (2.468\"/>