



Chipsmall Limited consists of a professional team with an average of over 10 year of expertise in the distribution of electronic components. Based in Hongkong, we have already established firm and mutual-benefit business relationships with customers from,Europe,America and south Asia,supplying obsolete and hard-to-find components to meet their specific needs.

With the principle of “Quality Parts,Customers Priority,Honest Operation,and Considerate Service”,our business mainly focus on the distribution of electronic components. Line cards we deal with include Microchip,ALPS,ROHM,Xilinx,Pulse,ON,Everlight and Freescale. Main products comprise IC,Modules,Potentiometer,IC Socket,Relay,Connector.Our parts cover such applications as commercial,industrial, and automotives areas.

We are looking forward to setting up business relationship with you and hope to provide you with the best service and solution. Let us make a better world for our industry!



## Contact us

Tel: +86-755-8981 8866 Fax: +86-755-8427 6832

Email & Skype: info@chipsmall.com Web: www.chipsmall.com

Address: A1208, Overseas Decoration Building, #122 Zhenhua RD., Futian, Shenzhen, China



E

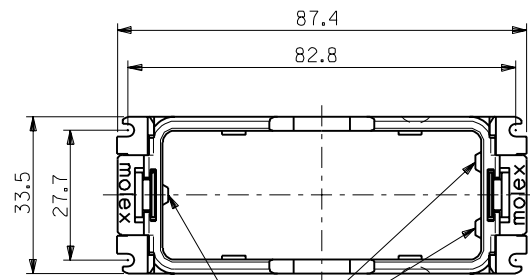
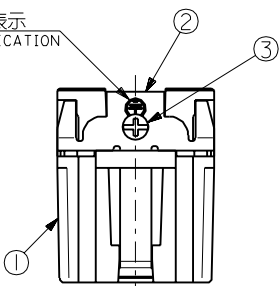
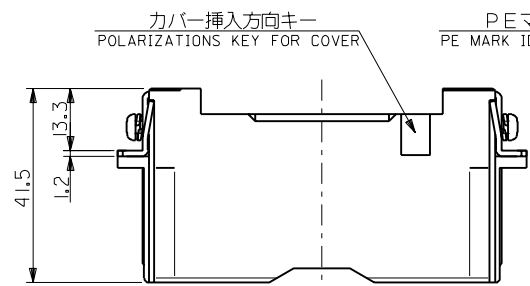
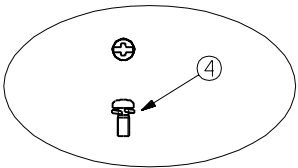
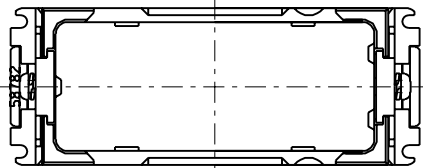
D

C

B

A

MM DIMENSIONS IN METRIC DO NOT SCALE DRAWING



M+

NOTES

- 適用プラグカバーアッセンブリ  
 APPLICABLE PLUG COVER ASS'Y  
 ライトアングルタイプ : 58461-0010 / 1010 (LARGE)  
 RIGHT-ANGLE TYPE  
 ストレートタイプ : 58462-0010 / 1010 (LARGE)  
 STRAIGHT TYPE
- 適用ハウジングアッセンブリ  
 APPLICABLE HOUSING ASS'Y  
 55347-52\*5 (52 CKTS. MAIL HS'G ASS'Y)  
 54478-52\*5 (52 CKTS. FEMALE HS'G ASS'Y)
- 推奨ねじ締め付けトルク  
 RECOMMENDED SCREW TIGHTENING TORQUE  
 ① M3 : 5~6kgf・cm  
 ② M2.5 : 4~5kgf・cm
- 適用グラウンド圧着端子  
 APPLICABLE CRIMP TERMINAL FOR GROUND  
 活線と同等かそれ以上の電線サイズに適用した圧着端子を使用  
 RING TERMINAL FOR POWER WIRE SIZE OR BIGGER ONE.

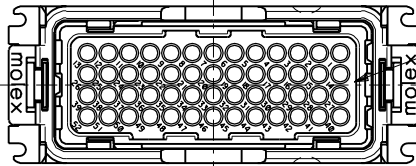

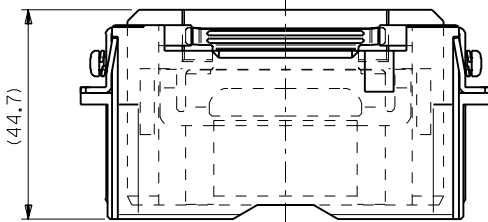
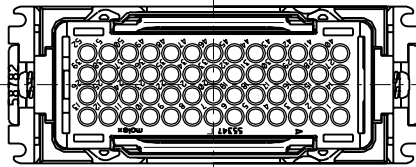
④	ばね座金組込みブラマイねじ (M2.5 X 6) FREE DRIVE HEAD SCREWS WITH SPRING WASHER (M2.5 X 6)	鋼, ニッケルメッキ STEEL, NI PLATING	4	58782-0010
③	ばね座金組込みブラマイねじ (M3 X 5) FREE DRIVE HEAD SCREWS WITH SPRING WASHER (M3 X 5)	鋼, ニッケルメッキ STEEL, NI PLATING	2	
②	プラグ グラウンド ターミナル PLUG GROUND TERMINAL	黄銅, ニッケルメッキ BRASS, NI PLATING	2	
①	プラグ シェル PLUG SHELL	アルミニウム合金 ALUMINIUM ALLOY	1	
部番 NO.	部品名 PARTS NAME	材質 MATERIAL	個数 QUAN.	製品番号 ENG. NO.

材料 MATERIAL		表参照 SEE TABLE	
仕上げ FINISH		— # —	
適用電線範囲 WIRE RANGE		— # —	
被覆外径 INS. RANGE		— # —	
DRAWN BY J. Nagano	CHK'D BY J. Ota		
RELEASED (JIS90683)	DR. DATE 198/11/06		
変更内容 REVISION RECORD	DR. CHK. DATE	APP'D BY J. Nagano	尺度 SCALE 1-1

MOLEX-JAPAN CO.,LTD. 日本モレックス株式会社	
REVISE ONLY ON CAD SYSTEM	
TITLE 名称 ROBOT CONN. PLUG SHELL ASS'Y (LARGE)	
DWG. NO. (SHEET 1 OF 2)	REV
SD-58782-0010	0

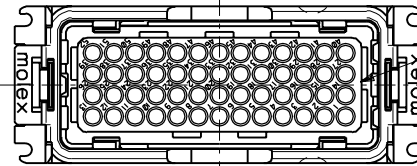
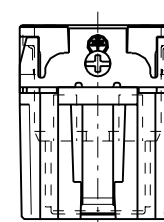
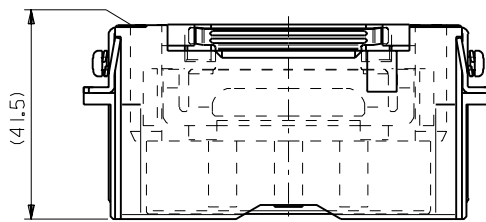
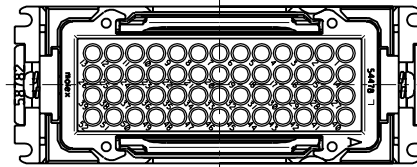
角度 ANGLE	+3°
30°以上 OVER	+0.3
10°以上 30°未満 OVER UNDER	+0.25
10°未満 UNDER	+0.2
一般公差 GENERAL TOLERANCES	

DWG. NO.  
SD-58782-0010



MALE HS'G ASS'Y (52 CKTS.)  
55347-5215 (TYPE A)

メイルハウジングアッセンブリ装着状態図  
FIGURE OF MALE HOUSING ASS'Y WHEN ASSEMBLED



FEMALE HS'G ASS'Y (52 CKTS.)  
54478-5215 (TYPE A)

フィメイルハウジングアッセンブリ装着状態図  
FIGURE OF FEMALE HOUSING ASS'Y WHEN ASSEMBLED

DIMENSIONS IN METRIC DO NOT SCALE DRAWING

A

B

C

D

E

F

8

7

6

5

4

3

2

1

A

B

C

D

E

F

角度 ANGLE		+3°				材料 MATERIAL	SEE SHEET 1 OF 2	MOLEX-JAPAN CO.,LTD. 日本モレックス株式会社
30°以上 OVER		+0.3				仕上げ FINISH	—	
10°以上 OVER	30° UNDER	+0.25				適用電線範囲 WIRE RANGE	—	TITLE 名称
10° UNDER		+0.2				被覆外径 INS. RANGE	—	ROBOT CONN. PLUG SHELL ASS'Y (LARGE)
一般公差 GENERAL TOLERANCES			記号 LTR	変更内容 REVISION RECORD	DR. CHR.	日付 DATE	APP'D BY <i>Shigeo</i>	DWG. NO. (SHEET 2 OF 2) REV
				SEE SHEET 1 OF 2			CHK'D BY <i>Shigeo</i>	SD-58782-0010 0
							尺度 SCALE	1-1

THIS DRAWING CONTAINS INFORMATION THAT IS PROPRIETARY TO MOLEX(JAPAN) AND SHOULD NOT BE USED WITHOUT WRITTEN PERMISSION  
本図面は日本モレックス(株)の所有する情報を含むもので 当社の許可なく複製を禁止する。

EN-01C(032)MXJ-32

58782L2.DGN