



Chipsmall Limited consists of a professional team with an average of over 10 year of expertise in the distribution of electronic components. Based in Hongkong, we have already established firm and mutual-benefit business relationships with customers from,Europe,America and south Asia,supplying obsolete and hard-to-find components to meet their specific needs.

With the principle of “Quality Parts,Customers Priority,Honest Operation,and Considerate Service”,our business mainly focus on the distribution of electronic components. Line cards we deal with include Microchip,ALPS,ROHM,Xilinx,Pulse,ON,Everlight and Freescale. Main products comprise IC,Modules,Potentiometer,IC Socket,Relay,Connector.Our parts cover such applications as commercial,industrial, and automotives areas.

We are looking forward to setting up business relationship with you and hope to provide you with the best service and solution. Let us make a better world for our industry!



## Contact us

Tel: +86-755-8981 8866 Fax: +86-755-8427 6832

Email & Skype: info@chipsmall.com Web: www.chipsmall.com

Address: A1208, Overseas Decoration Building, #122 Zhenhua RD., Futian, Shenzhen, China



**JST**


IDC

**2.5mm**  
(.098") pitch

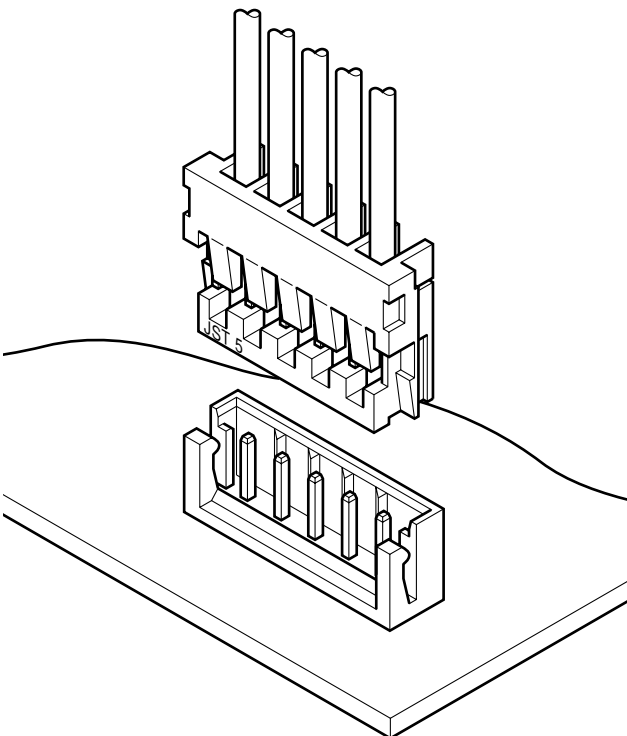
# HR CONNECTOR

*Disconnectable Insulation displacement connectors*

Radial Tape



**This 2.5mm (.098") pitch connector for printed circuit boards has an ultra-thin construction. The in-line method provides high-density capability to the end user.**



## Features

### • **Twin U-slot insulation displacement section**

The insulation displacement section has reliable twin U-slots like those of JST's other insulation displacement connectors.

### • **Ultra-thin design**

The connector is very small, with a mounting height of 11.3mm (.445") and a width of 4.1mm (.161").

### • **High reliability**

The contact has a dimple where it mates with the post to ensure a continuous gas tight connection when used for circuits requiring minute amounts of current and voltage. In addition, it is built to withstand vibration and prevent deformation.

### • **Strain relief**

A metallic strain relief secures the wire so as to protect the insulation displacement connection against vibration, impact and other external forces.

### • **Interchangeability**

The shrouded header is interchangeable with the 2.5mm (.098") pitch crimp style EH connectors.

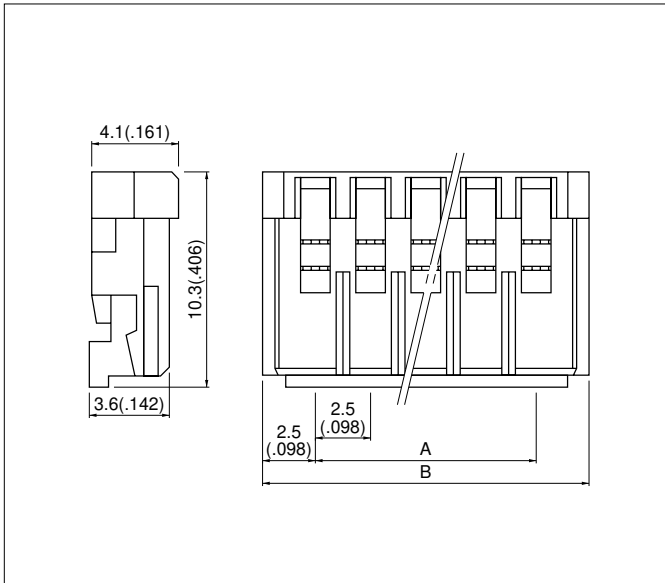
## Specifications

- Current rating: 2A AC, DC (AWG #24)
  - Voltage rating: 250V AC, DC
  - Temperature range: -25°C to +85°C  
(including temperature rise in applying electrical current)
  - Contact resistance: Initial value/10m Ω max.  
After environmental testing/20m Ω max.
  - Insulation resistance: 1,000M Ω min.
  - Withstanding voltage: 1,000V AC/minute
  - Applicable wire: UL1007(Contact JST for details regarding other UL wires.)  
AWG #28, #26, #24  
Conductor/7 strands, tin-coated  
Insulation O.D/1.0 to 1.5mm(.039" to .059")
  - Applicable PC board thickness: 0.8 to 1.6mm(.031" to .063")
- \* Contact JST for details.

## Standards

- 0 Recognized E60389
- 1 Certified LR20812
- 2 R75089

## Receptacle



Circuits	Model No.			Dimensions mm(in.)		Q'ty / box
	AWG #28 (green)	AWG #26 (natural/white)	AWG #24 (black)	A	B	
2	02HR-8M	02HR-6S	02HR-4K	2.5 (.098)	7.5 (.295)	1,000
3	03HR-8M	03HR-6S	03HR-4K	5.0 (.197)	10.0 (.394)	1,000
4	04HR-8M	04HR-6S	04HR-4K	7.5 (.295)	12.5 (.492)	1,000
5	05HR-8M	05HR-6S	05HR-4K	10.0 (.394)	15.0 (.591)	1,000
6	06HR-8M	06HR-6S	06HR-4K	12.5 (.492)	17.5 (.689)	1,000
7	07HR-8M	07HR-6S	07HR-4K	15.0 (.591)	20.0 (.787)	500
8	08HR-8M	08HR-6S	08HR-4K	17.5 (.689)	22.5 (.886)	500
9	09HR-8M	09HR-6S	09HR-4K	20.0 (.787)	25.0 (.984)	500
10	10HR-8M	10HR-6S	10HR-4K	22.5 (.886)	27.5 (1.083)	500
11	11HR-8M	11HR-6S	11HR-4K	25.0 (.984)	30.0 (1.181)	500
12	12HR-8M	12HR-6S	12HR-4K	27.5 (1.083)	32.5 (1.280)	500
13	13HR-8M	13HR-6S	13HR-4K	30.0 (1.181)	35.0 (1.378)	250
15	-	15HR-6S	15HR-4K	35.0 (1.378)	40.0 (1.575)	250

### Material and Finish

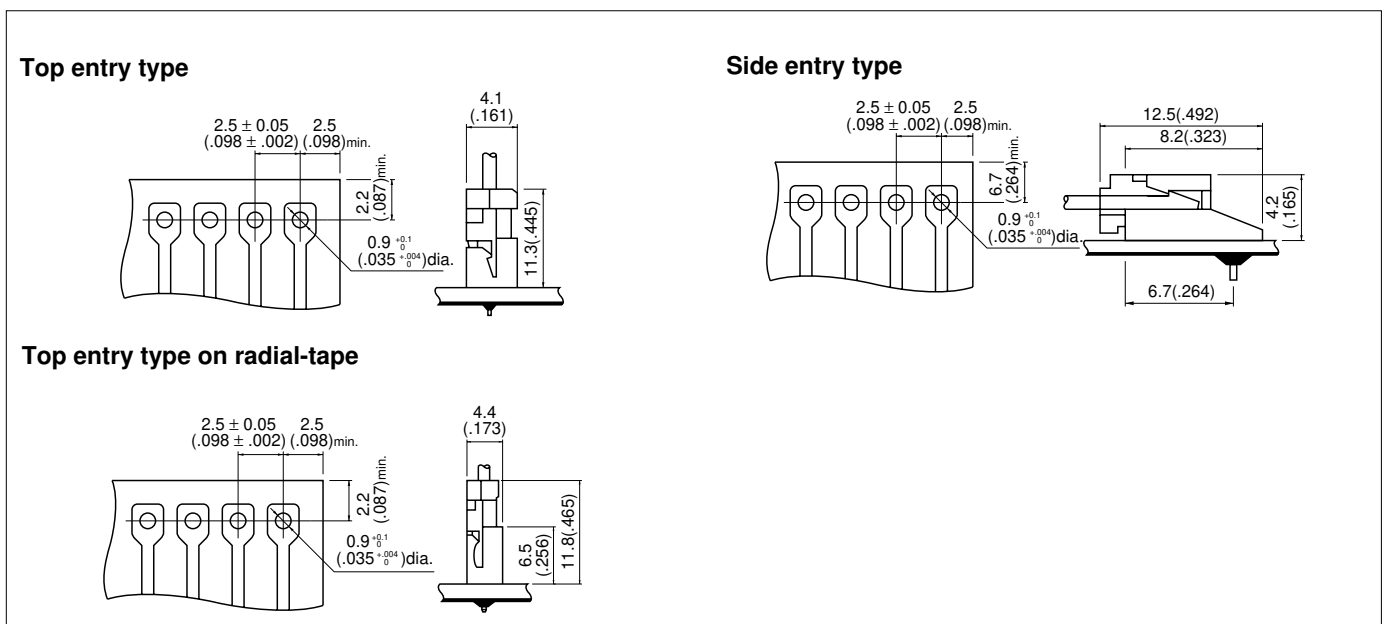
Contact: Phosphor bronze, tin-plated  
Housing: Nylon 66, UL94V-0

Note: 15HR-6S and 15HR-4K are not UL recognized nor CSA certified.

## Shrouded header

The shrouded headers are interchangeable with those of the EH and HR crimp style connectors.

## PC board layout (viewed from soldering side) and Assembly layout



### Note:

1. Tolerances are non-cumulative:  $\pm 0.05\text{mm} (\pm 0.002")$  for all centers.
2. Hole dimensions differ according to the kind of PC board and piercing method. If PC boards are made of hard material such as FR-4 are used, the hole dimensions should be larger. The dimensions above should serve as a guideline. Contact JST for details.