



Chipsmall Limited consists of a professional team with an average of over 10 year of expertise in the distribution of electronic components. Based in Hongkong, we have already established firm and mutual-benefit business relationships with customers from,Europe,America and south Asia,supplying obsolete and hard-to-find components to meet their specific needs.

With the principle of “Quality Parts,Customers Priority,Honest Operation,and Considerate Service”,our business mainly focus on the distribution of electronic components. Line cards we deal with include Microchip,ALPS,ROHM,Xilinx,Pulse,ON,Everlight and Freescale. Main products comprise IC,Modules,Potentiometer,IC Socket,Relay,Connector.Our parts cover such applications as commercial,industrial, and automotives areas.

We are looking forward to setting up business relationship with you and hope to provide you with the best service and solution. Let us make a better world for our industry!



## Contact us

Tel: +86-755-8981 8866 Fax: +86-755-8427 6832

Email & Skype: info@chipsmall.com Web: www.chipsmall.com

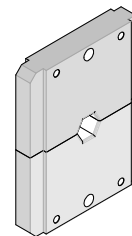
Address: A1208, Overseas Decoration Building, #122 Zhenhua RD., Futian, Shenzhen, China



**Modular Crimp Tooling Kit  
Compression Lug  
(Tool code 12)**



**Application Tooling Specification Sheet**



**Order No. 64008-0570**

**SCOPE**

**Tooling:** The Square “DIN” style die sets are used with two machines and each machine requires an adapter for the square “DIN” dies. The Molex UP60, order number 63801-8900 will process the square “DIN” style die sets with the 63801-8901 adapter. The Molex 12 ton battery crimp tool, order number 63816-1000 will process the square “DIN” style die sets with the 63816-1100 adapter. Refer to the appropriate crimper instruction manual for installation and operation information.

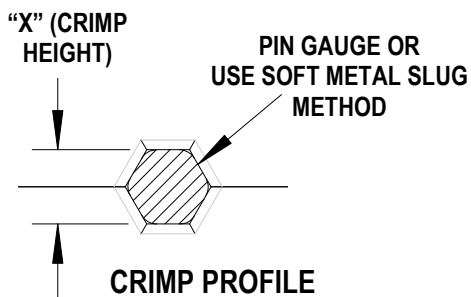
**Products:** Metric Compression Lug Terminals and Splices 35mm<sup>2</sup> (2 AWG). Refer to the Product part number charts on this sheet for terminals with the barrel and tongue styles listed above.

**TESTING**

The tensile test or pull test is a means of evaluating the mechanical properties of the crimped connections. The following chart shows the UL specifications for the equivalent AWG wire size. The tensile strength is shown in Newtons and (pounds) and indicates the minimum acceptable force to break or separate the terminal from the conductor.

Wire Size (mm <sup>2</sup> )	Wire Size (AWG)	Tensile (UL - 486 A)
35	2	801 (180)

\*UL - 486 A – Lugs (to AWG wire) (Copper Conductors only)



Use gauge pins or soft metal slug (solder) method to measure the “X” dimension. Verify the tooling crimp height calibration by referring to the Go/No Go dimensions shown in the chart below.

Molex does not sell gauge pins. Contact your local industrial supplier.

Tool Code	Wire Range		“X” Dimension Conductor Crimp					
			Mean		Go		No Go	
	mm <sup>2</sup>	AWG	In	mm	In	mm	In	mm
12	35	2	.370	9.40	.366	9.30	.374	9.50

The following is a Partial List of the Product Part Numbers and their specifications that this tooling is designed to crimp. We will be adding to this list and an up to date copy is available on [www.molex.com](http://www.molex.com).

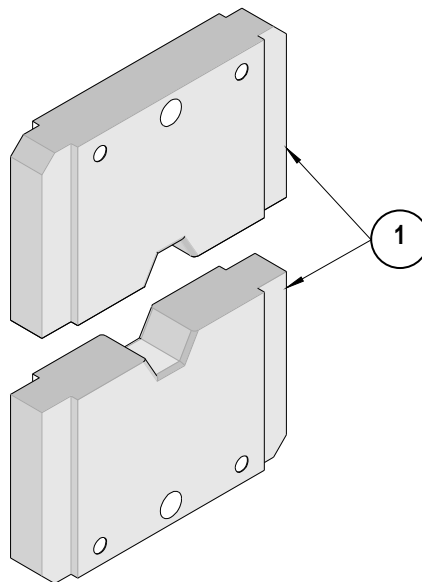
Wire Size: 35mm <sup>2</sup> (2AWG)			
Terminal No.	Terminal Eng No. (REF)	Wire Strip Length (Minimum)	
		In	mm
19322-0012	BCLM-8-35-PL	.790	20.0
19322-0045	BCLM-8-35-PLS	.790	20.0
19322-0013	BCLM-10-35-PL	.790	20.0
19322-0046	BCLM-10-35-PLS	.790	20.0
19322-0014	BCLM-12-35-PL	.790	20.0
19322-0047	BCLM-12-35-PLS	.790	20.0

**CAUTION:** Install only Molex terminals listed above with this kit. Do not crimp hardened objects as damage can occur to the tool or die.

**CAUTION:** Molex specifications are valid only when used with Molex tooling.

**PARTS LIST**

Item Number	Order Number	Description	Quantity
	<b>64008-0570</b>	<b>Crimp Tooling Kit – 35mm<sup>2</sup> Un-insulated</b>	<b>REF</b>
1	64008-0501	Hex Crimp Die (matched pair)	2



Visit our Web site at <http://www.molex.com>