



Chipsmall Limited consists of a professional team with an average of over 10 year of expertise in the distribution of electronic components. Based in Hongkong, we have already established firm and mutual-benefit business relationships with customers from,Europe,America and south Asia,supplying obsolete and hard-to-find components to meet their specific needs.

With the principle of “Quality Parts,Customers Priority,Honest Operation,and Considerate Service”,our business mainly focus on the distribution of electronic components. Line cards we deal with include Microchip,ALPS,ROHM,Xilinx,Pulse,ON,Everlight and Freescale. Main products comprise IC,Modules,Potentiometer,IC Socket,Relay,Connector.Our parts cover such applications as commercial,industrial, and automotives areas.

We are looking forward to setting up business relationship with you and hope to provide you with the best service and solution. Let us make a better world for our industry!



Contact us

Tel: +86-755-8981 8866 Fax: +86-755-8427 6832

Email & Skype: info@chipsmall.com Web: www.chipsmall.com

Address: A1208, Overseas Decoration Building, #122 Zhenhua RD., Futian, Shenzhen, China



Type 0679H

Square Ceramic Surface Mount Quick Acting Fuse

HF 0679H Series - 2410 Size

RoHS Compliant

Features

- Quick Acting, 2410 SMD
- Compatible with 260 °C, IR Pb-free solder process
- Wide range of current rating from 250mA to 15A
- Wide operating temperature range, -55 °C to 125 °C
- Tape & Reel for auto-insert SMD process
- RoHS compliant, with exemption 7a
- Halogen Free, (MSL = 1)

Applications

- Notebook
- LCD monitor
- PC computer
- Office electronic equipment
- Industrial equipment
- Medical equipment
- POE, POE+
- LCD / LED monitor
- Power supply
- LCD / LED TV

HALOGEN FREE = **HF**



Electrical Characteristics (UL/CSA/STD. 248-14)

Testing Current	Blow Time	
	Minimum	Maximum
100%	4 Hrs.	N/A
200%	N/A	5 Sec

Safety Agency Approvals

SAFETY AGENCY	SAFETY AGENCY CERTIFICATE	VOLTAGE RATING (V)	AMPERE RANGE / VOLT @ I.R. ABILITY*
	E20624	250mA - 3A / 350V AC 72V DC 3.5A - 15A / 350V AC 60V DC	250mA - 3A / 350V @ 50A AC 72V @ 100A DC 3.5A - 5A / 350V @ 50A AC 60V @ 150A DC 6.3A - 15A / 350V @ 50A AC 60V @ 100A DC
	R 50368185 Tested according to IEC 60127-1 : 2006+A1+A2 IEC 60127-7 : 2013	3A / 350V AC 72V DC	3A / 350V @ 50A AC 72V @ 100A DC

* I.R. = INTERRUPTING RATING = SHORT CIRCUIT RATING (AMPS)

Physical Specifications

Materials	Body : Ceramic
	Terminations : Silver Plated Caps
Marking	On Fuse :
	"Current Rating", "Q", "H" – laser marked on ceramic tube , "bel" stamped in end caps.
	On Label :
	"bel", "0679H", "Current Rating", "Voltage Rating", "Interrupting Rating", " Appropriate Safety Logos" and " ", " " (China RoHS compliant).

Specifications subject to change without notice



Bel Fuse Inc.
206 Van Vorst Street
Jersey City, NJ 07302 USA

+1 201.432.0463
techhelp@belf.com
belfuse.com

Type 0679H

Square Ceramic Surface Mount Quick Acting Fuse

HF 0679H Series - 2410 Size

RoHS Compliant

Environmental Specifications

Shock Resistance	MIL-STD-202G, Method 213B, Test Condition 1 (100 G's peak for 6 milliseconds; Sawtooth waveform)
Vibration Resistance	MIL-STD-202G, Method 201A(10-55 Hz,0.06 inch, total excursion).
Salt Spray Resistance	MIL-STD-202G, Method 101E, Test Condition B(48 hrs).
Insulation Resistance	MIL-STD-202G, Method 302, Test Condition A (After Opening) 10,000 ohms minimum.
Solderability	MIL-STD-202G, Method 208H
Resistance to solder Heat	MIL-STD-202G, Method 210F, Test Condition C.Top Side(260 °C, 20 sec) MIL-STD-202G, Method 210F, Test Condition D.Bottom Side(260 °C,10 sec)
Thermal Shock	MIL-STD-202G, Method 107G, Test Condition B (-65 °C to +125 °C).
Operating Temperature	-55 °C to +125 °C
Moisture Sensitivity Level	1 (According to IPC J-Std-020)

Electrical Specifications

Part Number	Ampere Rating (A)	Typical Cold Resistance (ohm)	Volt-drop @100% In (Volt) max.	Voltage and Interrupting Ratings	Melting I ² T <10 m Sec (A ² Sec)	Melting I ² T @10 In (A ² Sec)	Maximum Power Dissipation (W)	Agency Approvals	
								cULus	TÜV
0679H0250-XX	250mA	0.61	0.530	See Table of Safety Approvals on Page 1 for Voltage and associated Interrupting Ratings	0.01	0.02	0.13	Y	
0679H0375-XX	375mA	0.33	0.480		0.04	0.04	0.18	Y	
0679H0500-XX	500mA	0.24	0.470		0.08	0.08	0.24	Y	
0679H0630-XX	630mA	0.17	0.410		0.15	0.15	0.26	Y	
0679H0750-XX	750mA	0.14	0.380		0.24	0.26	0.29	Y	
0679H1000-XX	1A	0.09	0.280		0.51	0.54	0.28	Y	
0679H1250-XX	1.25A	0.072	0.250		0.21	0.22	0.31	Y	
0679H1500-XX	1.5A	0.058	0.250		0.32	0.29	0.38	Y	
0679H2000-XX	2A	0.041	0.240		0.62	0.68	0.48	Y	
0679H2500-XX	2.5A	0.032	0.240		0.96	1.13	0.60	Y	
0679H3000-XX	3A	0.026	0.220		1.6	1.8	0.66	Y	Y
0679H3500-XX	3.5A	0.022	0.220		2.0	2.2	0.77	Y	
0679H4000-XX	4A	0.020	0.220		3.1	3.5	0.88	Y	
0679H5000-XX	5A	0.014	0.200		5.3	5.5	1.00	Y	
0679H6300-XX	6.3A	0.011	0.190		8.7	8.3	1.20	Y	
0679H7000-XX	7A	0.010	0.175		11.1	10.8	1.23	Y	
0679H8000-XX	8A	0.0089	0.170		14.8	14.1	1.36	Y	
0679H9100-XX	10A	0.0066	0.150		25.7	25.7	1.50	Y	
0679H9120-XX	12A	0.0056	0.140		41.0	38.9	1.68	Y	
0679H9150-XX	15A	0.0038	0.130		76.7	103.5	1.95	Y	

Consult manufacturer for other ratings

XX - Packaging code (See "ordering information")

NOTES:

All tests were conducted with the fuses soldered to a printed circuit boards with a nominal thickness of 1.6 mm. The copper test circuit trace was a printed circuit with an overall length of 100 mm, copper thickness/width as described below. The printed circuit boards were mounted by screws to a test fixture having brass blocks for connection of the test leads. All samples were soldered to the test boards by the manufacturer.

Fuse rating	Test Board Trace Dimensions
250 mA – 5 A	1 oz. copper, 5.0 mm wide
6.3 A – 15 A	3 oz. copper, 10 mm wide.

Specifications subject to change without notice



Bel Fuse Inc.
206 Van Vorst Street
Jersey City, NJ 07302 USA

+1 201.432.0463
techhelp@belf.com
belfuse.com

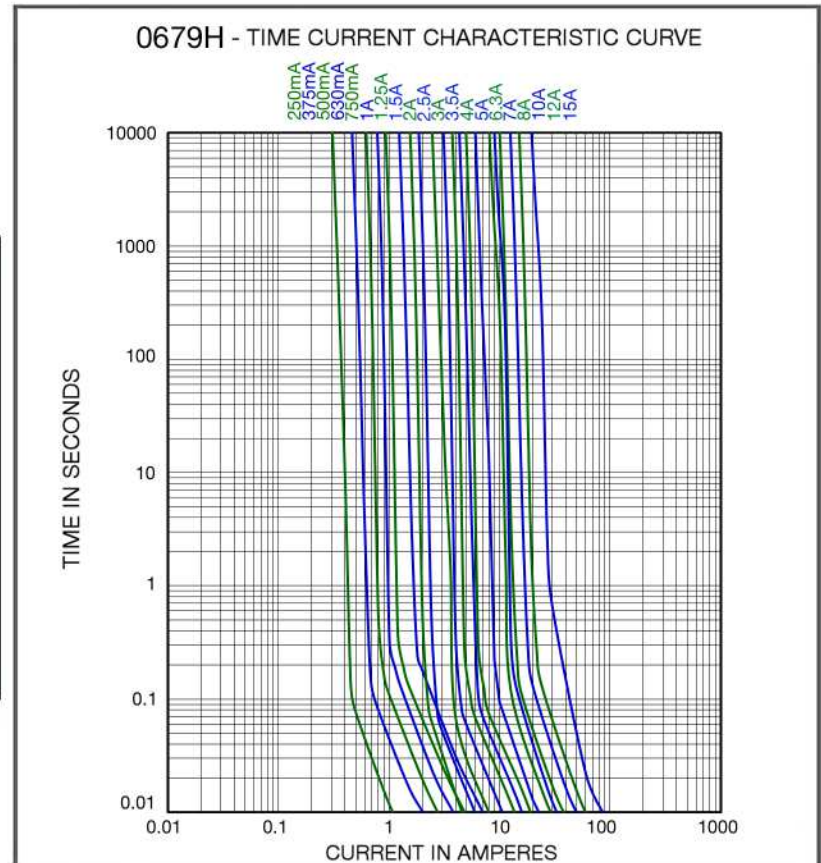
Type 0679H

Square Ceramic Surface Mount Quick Acting Fuse

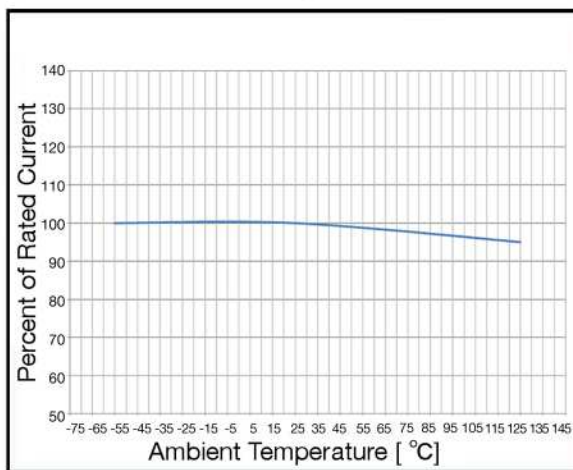
HF 0679H Series - 2410 Size

RoHS Compliant

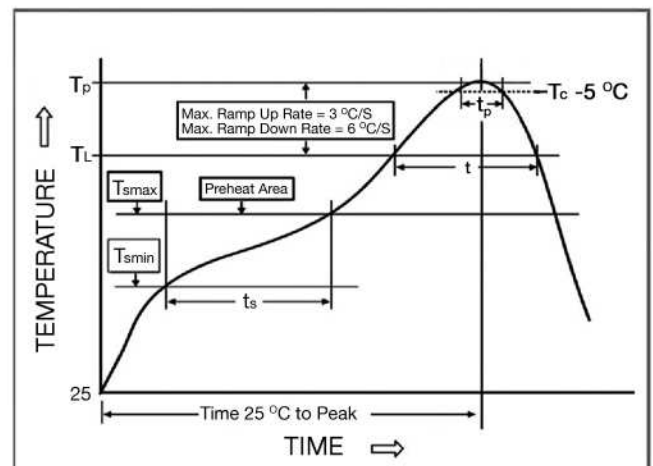
Average Time Current Curve



Temperature Derating Curve



IR Reflow Profile (IPC/JEDEC J-STD-020D)	
Preheat & Soak	
Temperature min (T_{smin})	150 °C
Temperature max (T_{smax})	200 °C
Time (T_{smin} to T_{smax}) (t_s)	60 - 120 seconds
Average ramp-up rate (T_{smax} to T_p)	3 °C/second max.
Liquidous temperature (T_L)	217 °C
Time at liquidous (t_L)	60 - 150 seconds
Peak temperature (T_p)	260 °C max
Time (t_p) within 5 °C of the specified classification temperature (T_c)	30 seconds
Average ramp-down rate (T_p to T_{smax})	6 °C/second max.
Time 25 °C to peak temperature	8 minutes max.



Specifications subject to change without notice



Bel Fuse Inc.
206 Van Vorst Street
Jersey City, NJ 07302 USA

+1 201.432.0463
techhelp@belf.com
belfuse.com

Type 0679H

Square Ceramic Surface Mount Quick Acting Fuse

HF 0679H Series - 2410 Size

RoHS Compliant

Fuse FGNO Explanation

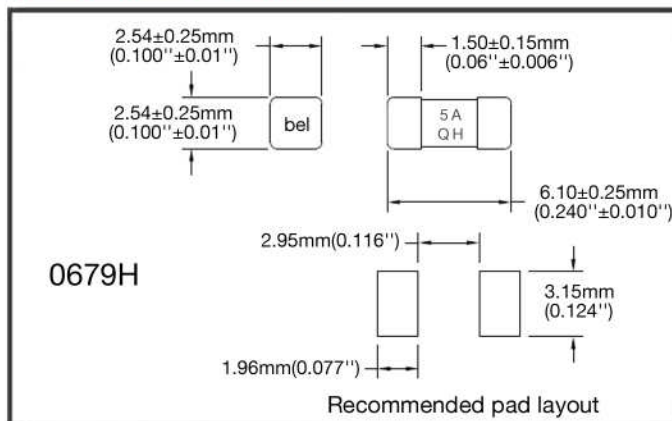
0679 H [XXXX] - XX

0679H=0679H; [XXXX]=Ampere Rating; XX=See Ordering Information as below

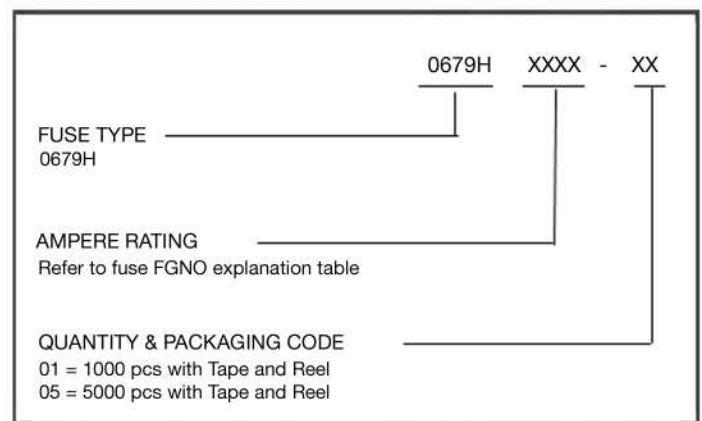
Fraction	Decimal	Milliamps	Bel FGNO[XXXX]
1/4	0.250	250	0250
3/8	.375	375	0375
1/2	.500	500	0500
	.630	630	0630
3/4	.750	750	0750

Fraction	Decimal	Amps	Bel FGNO[XXXX]
	1.0	1	1000
1-1/4	1.25	1.25	1250
1-1/2	1.50	1.5	1500
	2.0	2	2000
2-1/2	2.5	2.5	2500
	3.0	3	3000
3-1/2	3.5	3.5	3500
	4.0	4	4000
	5.0	5	5000
	6.3	6.3	6300
	7.0	7	7000
	8.0	8	8000
		10	9100
		12	9120
		15	9150

Mechanical Dimensions



Ordering Information



Packaging

Packaging Tape & Reel	Packaging Specification	Quantity	Quantity & Packaging Code
12 mm wide tape with 13 inches Diameter reel	EIA Standard 481-E	5000	05
12 mm wide tape with 7 inches Diameter reel	EIA Standard 481-E	1000	01

Specifications subject to change without notice



Bel Fuse Inc.
206 Van Vorst Street
Jersey City, NJ 07302 USA

+1 201.432.0463
techhelp@belf.com
belfuse.com