



Chipsmall Limited consists of a professional team with an average of over 10 year of expertise in the distribution of electronic components. Based in Hongkong, we have already established firm and mutual-benefit business relationships with customers from,Europe,America and south Asia,supplying obsolete and hard-to-find components to meet their specific needs.

With the principle of “Quality Parts,Customers Priority,Honest Operation,and Considerate Service”,our business mainly focus on the distribution of electronic components. Line cards we deal with include Microchip,ALPS,ROHM,Xilinx,Pulse,ON,Everlight and Freescale. Main products comprise IC,Modules,Potentiometer,IC Socket,Relay,Connector.Our parts cover such applications as commercial,industrial, and automotives areas.

We are looking forward to setting up business relationship with you and hope to provide you with the best service and solution. Let us make a better world for our industry!



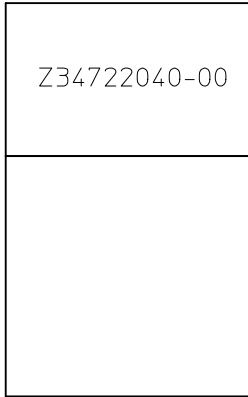
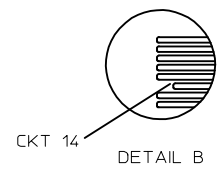
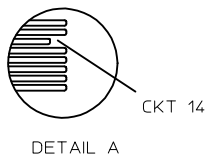
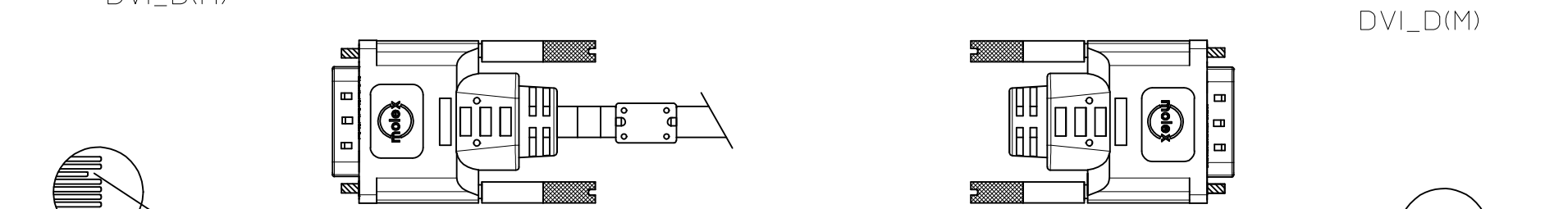
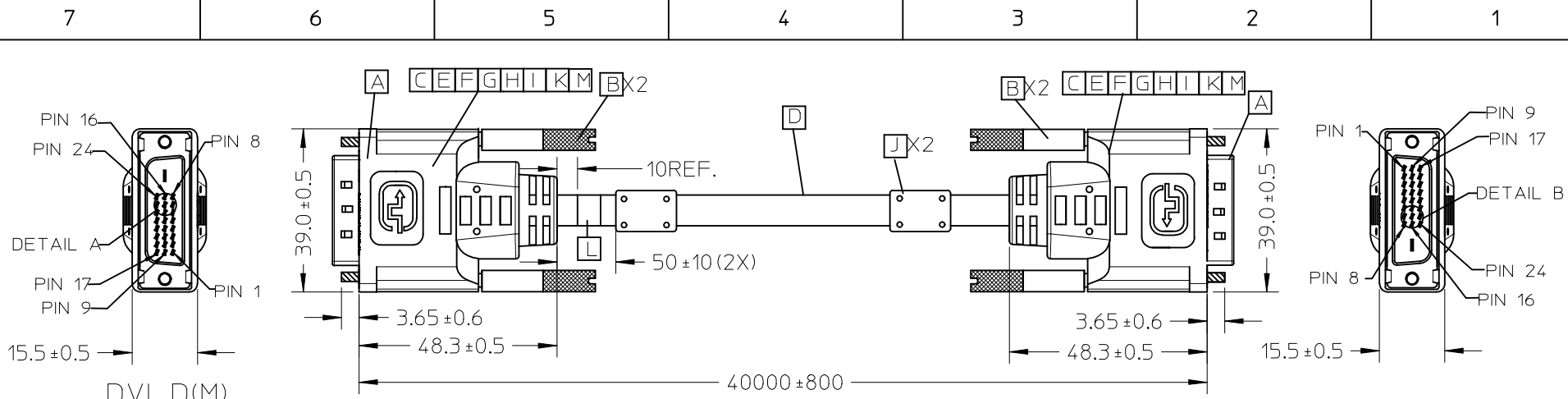
## Contact us

Tel: +86-755-8981 8866 Fax: +86-755-8427 6832

Email & Skype: info@chipsmall.com Web: www.chipsmall.com

Address: A1208, Overseas Decoration Building, #122 Zhenhua RD., Futian, Shenzhen, China





LABEL DETAIL  
TEXT HIGH 3MM MIN.  
TEXT FONT:ARIAL

<b>ENTER DESCRIPTION</b> EC NO: CPG2013-0835 DRWN:FZHANG01 CHKD:JLIU APPR:XAWANG	<b>DESCRIPTION</b> 2012/09/27 2012/09/27 2012/10/05	<b>QUALITY SYMBOLS</b> 	<b>GENERAL TOLERANCES (UNLESS SPECIFIED)</b>		<b>DIMENSION STYLE</b> <b>MM ONLY</b>		SCALE	DESIGN UNITS <b>METRIC</b>	<b>THIRD ANGLE PROJECTION</b>	
			4 PLACES	± ---	± ---	DRAWN BY FZHANG01	DATE 2012/09/27	<b>TITLE</b> DVI-D-DVI-D DUAL LINK 40M AWG24		
			3 PLACES	± ---	± ---	CHECKED BY XIE HUI	DATE 2012/09/27			
			2 PLACES	± ---	± ---	APPROVED BY XAWANG	DATE 2012/10/05			
			1 PLACE	± ---	± ---	MATERIAL NO. <b>687650102</b>				DOCUMENT NO. <b>SD-68765-038</b>
0 PLACE	± ---	± ---	DRAFT WHERE APPLICABLE MUST REMAIN WITHIN DIMENSIONS		SHEET NO. 1 OF 2					

3. DVI CONNECTOR SPECIFICATION:  
 3.1 REFER TO PRODUCT SPEC. PS74320-001.  
 3.2 CONTACT PLATING: AU FLASH.  
 4. SHORTCIRCUIT AMONG DRAIN WIRES IS ACCEPTABLE.  
 5. THIS PRODUCT MUST MEET MX RoHS COMPLIANCE.  
 6. THIS PRODUCT MUST PASS 100% CONTINUE TEST.  
 7. LCD TEST RESOLUTION: 2560\*1600 WITH EQUALIZER.

NOTE:  
 1. OVERMOLD SPECIFICATION  
 1.1 DVI OVER MOLD WITH SNOW WHITE PVC RESIN .  
 1.2 DVI INNER MOLD WITH PE RESIN.  
 1.3 DVI STOPPER MOLD WITH WHITE PE RESIN.  
 1.4 FERRITE MOLDED WITH BLACK PVC RESIN.  
 2. MECHANICAL SPECIFICATION:  
 2.1 CABLE SHOULD STAND THE PULL FORCE 89-111N FOR 30 SECONDS WITH NO VISIBLE TERMINATION DAMAGE.  
 2.2 CABLE SHOULD PASS THE FLEX TEST  
 50 CYCLES IN EACH OF 2 PLANES AT THE SPEED OF 12 TO 14 COMPLETE CYCLES ( OF 120 TOTAL TRAVERSE ) PER MINUTE,  
 MANDREL DIAMETER: X=3.7x CABLE DIAMETER.  
 (THE OTHER CONDITION REFER TO ANSI/EIA-364-41, CONDITION I )

SHIELD	SHIELD	GROUND	GROUND
PIN 24	PIN 24	WHITE	TMDS CLOCK-
PIN 23	PIN 23	BLACK	TMDS CLOCK+
PIN 22	PIN 22	DRAIN	TMDS CLOCK SHIELD
PIN 21	PIN 21	WHITE	TMDS DATA 5+
PIN 20	PIN 20	GREEN	TMDS DATA 5-
PIN 19	PIN 19	DRAIN	TMDS DATA 0/5 SHIELD
PIN 18	PIN 18	RED	TMDS DATA 0+
PIN 17	PIN 17	WHITE	TMDS DATA 0-
PIN 16	PIN 16	WHITE	HOT PLUG DETECT
PIN 15	PIN 15	ORANGE	GROUND(+5V & HV SYNC)
PIN 14	PIN 14	YELLOW	POWER +5V
PIN 13	PIN 13	BLUE	TMDS DATA 3+
PIN 12	PIN 12	WHITE	TMDS DATA 3-
PIN 11	PIN 11	DRAIN	TMDS DATA 1/3 SHIELD
PIN 10	PIN 10	GRAY	TMDS DATA 1+
PIN 9	PIN 9	WHITE	TMDS DATA 1-
PIN 7	PIN 7	RED	DDC DATA
PIN 6	PIN 6	VIOLET	DDC CLOCK
PIN 5	PIN 5	YELLOW	TMDS DATA 4+
PIN 4	PIN 4	WHITE	TMDS DATA 4-
PIN 3	PIN 3	DRAIN	TMDS DATA 2 /4 SHIELD
PIN 2	PIN 2	ORANGE	TMDS DATA 2+
PIN 1	PIN 1	WHITE	TMDS DATA 2-
DVI_D	DVI_D	COLOR	CABLE FUNCTION

ITEM	DESCRIPTION	L(mm)	QTY.
M	COPPER FOIL	50REF.	2
L	LABEL		1
K	O-RING		2
J	FERRITE CORE		2
I	HST $\phi$ 2.0mm	A/R	
H	HST $\phi$ 3.0mm	A/R	
G	HST $\phi$ 1.5mm	A/R	
F	LOCTITE ACCELERATOR	A/R	
E	ADHESVE	A/R	
D	DVI_D DUAL LINK 24# CABLE OD:12MM	40M REF.	1
C	ACETATE CLOTH	55REF	2
B	DVI THUMB SCREW		4
A	DVI_D DUAL CHANNEL G/F CONNECTOR		2

ENTER DESCRIPTION EC NO: CPG2013-0835 DRWN:FZHANG01 2012/09/27 CHKD:JLJU 2012/09/27 APPR:XAWANG 2012/10/05 REV DESCRIPTION	QUALITY SYMBOLS $\nabla_A=0$ $\nabla_C=0$ $\nabla_P=0$	GENERAL TOLERANCES (UNLESS SPECIFIED)		DIMENSION STYLE MM ONLY		SCALE 1:1	DESIGN UNITS METRIC	THIRD ANGLE PROJECTION 	
			mm	INCH	DRAWN BY	DATE	TITLE		
		4 PLACES	$\pm$ ---	$\pm$ ---	FZHANG01	2012/09/27	DVI-D-DVI-D DUAL LINK 40M AWG24		
		3 PLACES	$\pm$ ---	$\pm$ ---	CHECKED BY	DATE			
2 PLACES	$\pm$ ---	$\pm$ ---	XIE HUI	2012/09/27					
1 PLACE	$\pm$ ---	$\pm$ ---	APPROVED BY	DATE					
0 PLACE	$\pm$ ---	$\pm$ ---	XAWANG	2012/10/05	DOCUMENT NO.		SHEET NO.		
DRAFT WHERE APPLICABLE MUST REMAIN WITHIN DIMENSIONS		ANGULAR $\pm$ ---		MATERIAL NO. 687650102		SD-68765-038		2 OF 2	
				SIZE A4	THIS DRAWING CONTAINS INFORMATION THAT IS PROPRIETARY TO MOLEX INCORPORATED AND SHOULD NOT BE USED WITHOUT WRITTEN PERMISSION				