



Chipsmall Limited consists of a professional team with an average of over 10 year of expertise in the distribution of electronic components. Based in Hongkong, we have already established firm and mutual-benefit business relationships with customers from,Europe,America and south Asia,supplying obsolete and hard-to-find components to meet their specific needs.

With the principle of “Quality Parts,Customers Priority,Honest Operation,and Considerate Service”,our business mainly focus on the distribution of electronic components. Line cards we deal with include Microchip,ALPS,ROHM,Xilinx,Pulse,ON,Everlight and Freescale. Main products comprise IC,Modules,Potentiometer,IC Socket,Relay,Connector.Our parts cover such applications as commercial,industrial, and automotives areas.

We are looking forward to setting up business relationship with you and hope to provide you with the best service and solution. Let us make a better world for our industry!



Contact us

Tel: +86-755-8981 8866 Fax: +86-755-8427 6832

Email & Skype: info@chipsmall.com Web: www.chipsmall.com

Address: A1208, Overseas Decoration Building, #122 Zhenhua RD., Futian, Shenzhen, China

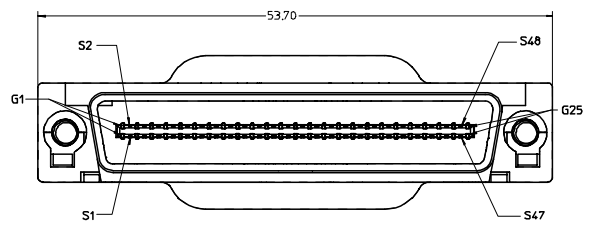

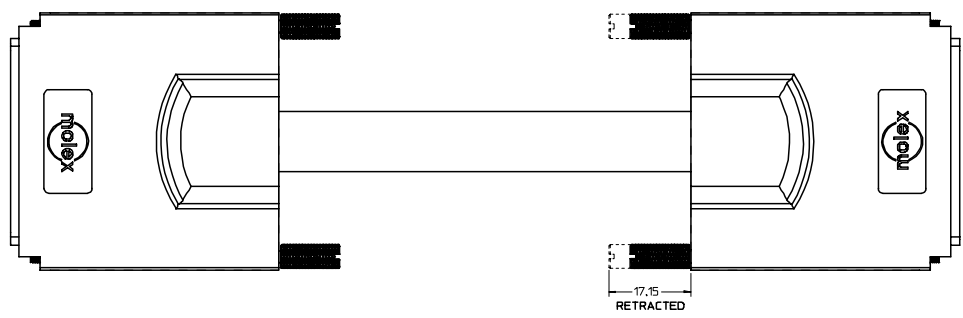


20 19 18 17 16 15 14 13 12 11 74509 9 8 7 6 5 4 3 2 1

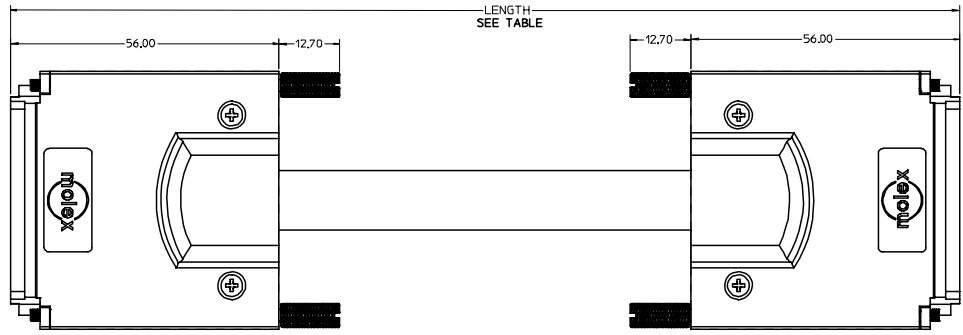
L
K
J
I
H
G
F
E
D
C
B
A

L
K
J
I
H
G
F
E
D
C
B
A

NOTES:
 1. MATERIAL
 HOUSING - ZINC DIE CAST
 CONTACTS - AU FLASH OVER NI PLATING
 CABLE - SEE MOLEX SD-7153-****
 2. CHARACTERISTIC IMPEDANCE 100 OHMS DIFFERENTIALLY



SCALE 4:1



EC NO: USY2004-0065 DRWN: JRESENDE/2003/12/30 CHKD: JRESENDE/2004/01/05 APPR: DDOYE / 2004/01/05 REV:	QUALITY SYMBOLS	GENERAL TOLERANCES (UNLESS SPECIFIED)		SCALE 2:1	DESIGN UNITS METRIC	THIRD ANGLE PROJECTION	REVISE ON CAD ONLY
	▽-0	mm	INCH	DIMENSION STYLE MM ONLY		TITLE	
	▽.0	4 PLACES ±---	±---	DRAWN BY JRESENDE	DATE 03/09/16	12X INFINIBAND CABLE ASSEMBLY W/JACKSCREW	
		3 PLACES ±---	±---	CHECKED BY JRESENDE	DATE 03/09/16	MOLEX INCORPORATED	
	2 PLACES ±---	±---	ANGULAR ±1/2°		MATERIAL NO. SEE TABLE	DOCUMENT NO. SD-74509-002	SHEET NO. 1 OF 2
	1 PLACE ±---	±---	DRAFT WHERE APPLICABLE MUST REMAIN WITHIN DIMENSIONS		APPROVED BY DDOYE	DATE 03/09/16	THIS DRAWING CONTAINS INFORMATION THAT IS PROPRIETARY TO MOLEX INCORPORATED AND SHOULD NOT BE USED WITHOUT WRITTEN PERMISSION

19 18 17 16 15 14 13 12 11 10 9 8 7 6 5 4 3 2 1

WIRING DIAGRAM			
PLUG 1		PLUG 2	
PIN NUMBER	SIGNAL	PIN NUMBER	SIGNAL
G1-G25	SIGNAL GROUND	G1-G25	SIGNAL GROUND
S1	Tx0+	S48	Rx0+
S2	Tx0-	S47	Rx0-
S3	Tx1+	S46	Rx1+
S4	Tx1-	S45	Rx1-
S5	Tx2+	S44	Rx2+
S6	Tx2-	S43	Rx2-
S7	Tx3+	S42	Rx3+
S8	Tx3-	S41	Rx3-
S9	Tx4+	S40	Rx4+
S10	Tx4-	S39	Rx4-
S11	Tx5+	S38	Rx5+
S12	Tx5-	S37	Rx5-
S13	Tx6+	S36	Rx6+
S14	Tx6-	S35	Rx6-
S15	Tx7+	S34	Rx7+
S16	Tx7-	S33	Rx7-
S17	Tx8+	S32	Rx8+
S18	Tx8-	S31	Rx8-
S19	Tx9+	S30	Rx9+
S20	Tx9-	S29	Rx9-
S21	Tx10+	S28	Rx10+
S22	Tx10-	S27	Rx10-
S23	Tx11+	S26	Rx11+
S24	Tx11-	S25	Rx11-
S25	Rx11-	S24	Tx11-
S26	Rx11+	S23	Tx11+
S27	Rx10-	S22	Tx10-
S28	Rx10+	S21	Tx10+
S29	Rx9-	S20	Tx9-
S30	Rx9+	S19	Tx9+
S31	Rx8-	S18	Tx8-
S32	Rx8+	S17	Tx8+
S33	Rx7-	S16	Tx7-
S34	Rx7+	S15	Tx7+
S35	Rx6-	S14	Tx6-
S36	Rx6+	S13	Tx6+
S37	Rx5-	S12	Tx5-
S38	Rx5+	S11	Tx5+
S39	Rx4-	S10	Tx4-
S40	Rx4+	S9	Tx4+
S41	Rx3-	S8	Tx3-
S42	Rx3+	S7	Tx3+
S43	Rx2-	S6	Tx2-
S44	Rx2+	S5	Tx2+
S45	Rx1-	S4	Tx1-
S46	Rx1+	S3	Tx1+
S47	Rx0-	S2	Tx0-
S48	Rx0+	S1	Tx0+

MATERIAL NUMBER	DESCRIPTION	LENGTH(+0.06M)
74509-3001	12X CABLE ASSEMBLIES	0.50M+0.03M
74509-3002	12X CABLE ASSEMBLIES	1.00M+0.03M
74509-3003	12X CABLE ASSEMBLIES	3.00M
74509-3004	12X CABLE ASSEMBLIES	5.00M
74509-3005	12X CABLE ASSEMBLIES	7.00M
74509-3006	12X CABLE ASSEMBLIES	2.00M
74509-4001	12X EQUALIZED CABLE ASSEMBLIES/28 AWG	6.00M
74509-4002	12X EQUALIZED CABLE ASSEMBLIES/26 AWG	8.00M
74509-4003	12X EQUALIZED CABLE ASSEMBLIES/24 AWG	10.00M
74509-4006	12X EQUALIZED CABLE ASSEMBLIES/28 AWG	2.00M
74509-4007	12X EQUALIZED CABLE ASSEMBLIES/28 AWG	3.00M

EC NO: USY2004-0065 DRWN: JRESENDE/2003/12/30 CHKD: JRESENDE/2004/01/05 APPR: DDOYE 2004/01/05 REV DESCRIPTION	QUALITY SYMBOLS	GENERAL TOLERANCES (UNLESS SPECIFIED)	SCALE 1:1	DESIGN UNITS METRIC	THIRD ANGLE PROJECTION	REVISE ON CAD ONLY	
	▽ -0 ▽ +0	mm INCH 4 PLACES ±--- ±--- 3 PLACES ±--- ±--- 2 PLACES ±--- ±--- 1 PLACE ±--- ±---	DIMENSION STYLE MM ONLY	DRAWN BY JRESENDE DATE 03/09/16	CHECKED BY JRESENDE DATE 03/09/16	TITLE 12X INFINIBAND CABLE ASSEMBLY W/JACKSCREW	
	ANGULAR ±1/2°		DRAFT WHERE APPLICABLE MUST REMAIN WITHIN DIMENSIONS	APPROVED BY DDOYE DATE 03/09/16	MATERIAL NO. SEE TABLE	DOCUMENT NO. SD-74509-002	SHEET NO. 2 OF 2
	THIS DRAWING CONTAINS INFORMATION THAT IS PROPRIETARY TO MOLEX INCORPORATED AND SHOULD NOT BE USED WITHOUT WRITTEN PERMISSION						