



Chipsmall Limited consists of a professional team with an average of over 10 year of expertise in the distribution of electronic components. Based in Hongkong, we have already established firm and mutual-benefit business relationships with customers from,Europe,America and south Asia,supplying obsolete and hard-to-find components to meet their specific needs.

With the principle of "Quality Parts,Customers Priority,Honest Operation,and Considerate Service",our business mainly focus on the distribution of electronic components. Line cards we deal with include Microchip,ALPS,ROHM,Xilinx,Pulse,ON,Everlight and Freescale. Main products comprise IC,Modules,Potentiometer,IC Socket,Relay,Connector.Our parts cover such applications as commercial,industrial, and automotives areas.

We are looking forward to setting up business relationship with you and hope to provide you with the best service and solution. Let us make a better world for our industry!



Contact us

Tel: +86-755-8981 8866 Fax: +86-755-8427 6832

Email & Skype: info@chipsmall.com Web: www.chipsmall.com

Address: A1208, Overseas Decoration Building, #122 Zhenhua RD., Futian, Shenzhen, China



20 19 18 17 16 15 14 13 12 11 75234 9 8 7 6 5 4 3 2 1

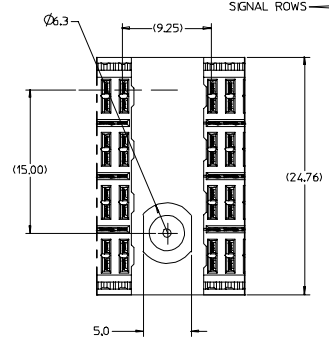
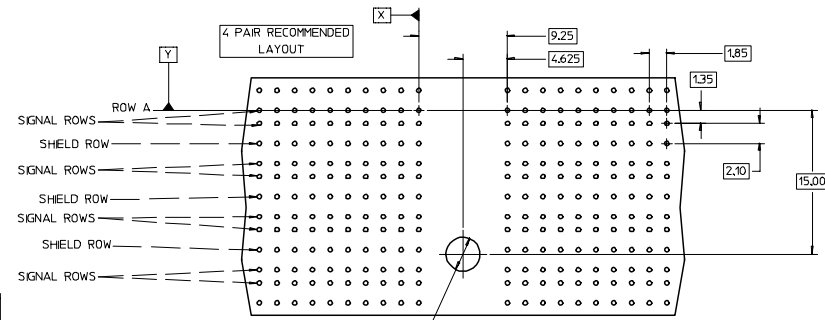
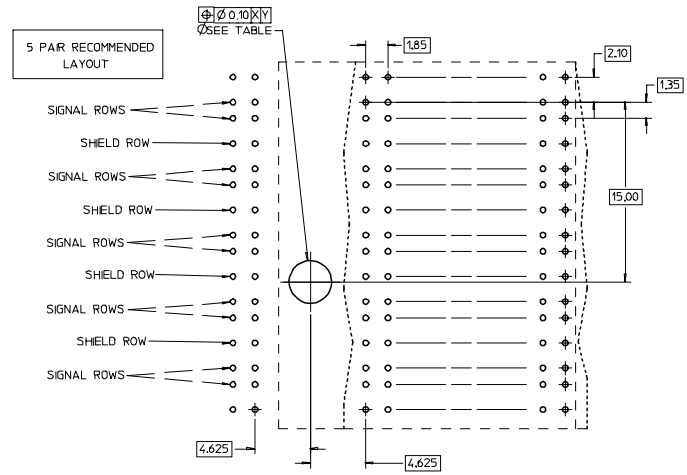
- NOTES:
 1. REFER TO BACKPLANE SALES DRAWINGS FOR ROW AND COLUMN ASSIGNMENTS.
 2. INSTALLATION TORQUE SPECIFICATIONS = 2.5 - 3.0 IN-LBS.
 3. PLATED THRU HOLE TO CONNECT TO CHASSIS FOR GROUNDED GUIDE MODULE OPTION.
 4. REFER TO PS-75221-999 FOR GBX PRODUCT SPECIFICATION.
 5. 4-PAIR CONNECTORS SHOWN FOR ILLUSTRATION ONLY.

TABLE #1 - HOLE SPECIFICATIONS

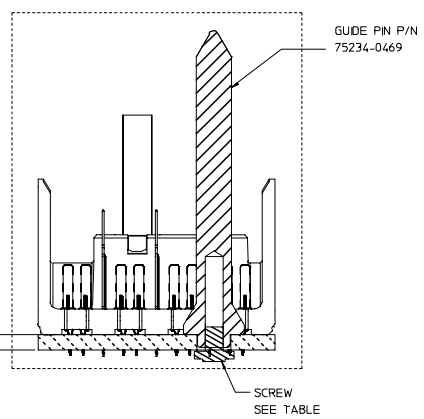
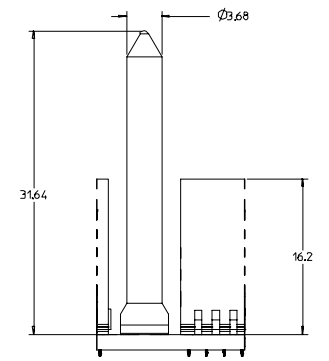
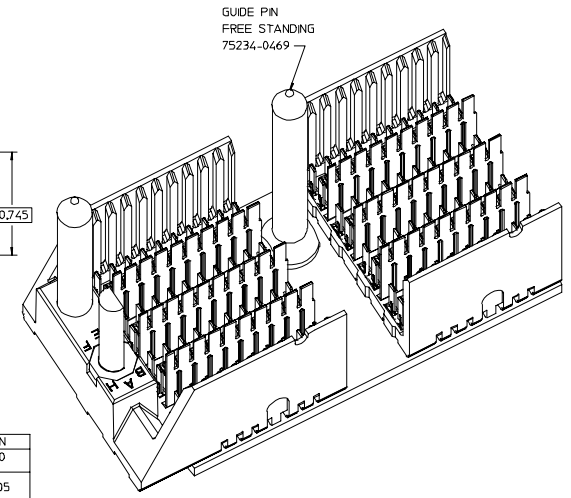
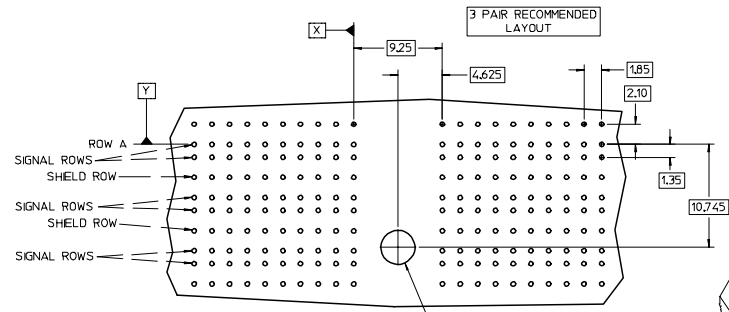
| FINISHED HOLE SIZE | GROUNDING | UNGROUNDING |
|--------------------|------------|-------------|
| | Ø3.48-3.63 | Ø3.48-3.63 |
| PAD | Ø 6.5 | N/A |
| PLATED | YES | NO |
| DRILL (mm) | 3.66mm | ---- |
| DRILL (IN) | 0.144" | ---- |

TABLE #2 - SCREW SPECIFICATIONS

| SCREW P/N | DESCRIPTION | BOARD THICKNESS |
|------------|--|-----------------|
| 73774-1000 | #2-56 x 0.375" LONG SQUARE CONICAL MACHINE SCREW | 1.6-5.0 mm |
| 73774-1005 | #2-56 x 0.500" LONG SQUARE CONICAL MACHINE SCREW | 5.0-8.0 mm |
| 73774-1010 | #2-56 x 0.625" LONG SQUARE CONICAL MACHINE SCREW | 8.0-10.0 mm |



PRE-RELEASED
 PENDING CUSTOMER APPROVAL
 2007/10/17



| KIT P/N | BOARD THICKNESS | GUIDE PIN P/N | SCREW P/N |
|------------|-----------------|---------------|------------|
| 75234-1469 | 1.6 - 5.0mm | 75234-0469 | 73774-1000 |
| 75234-2469 | 5.0-8.0 mm | 75234-0469 | 73774-1005 |
| 75234-3469 | 8.0-10.0 mm | 75234-0469 | 73774-1010 |

| | | | | | | |
|--|---------------------------|--|-------------------------|---|----------------------------------|-----------------------------------|
| REVISED (IN/OR) EC NO: UCP2008-0890 DRWN: BINGHAM 2007/11/15 CHKD: 2007/11/16 APPR: JLAURX 2007/11/16 B1 REV | QUALITY SYMBOLS 0 0 | GENERAL TOLERANCES (UNLESS SPECIFIED) 4 PLACES ± --- ± --- 3 PLACES ± --- ± --- 2 PLACES ± 0.13 ± --- 1 PLACE ± 0.25 ± --- ANGULAR ± --- ° DRAFT WHERE APPLICABLE MUST REMAIN WITHIN DIMENSIONS | SCALE 4:1 | DESIGN UNITS METRIC | THIRD ANGLE PROJECTION | REVISE ON CAD ONLY |
| | | | DIMENSION STYLE MM ONLY | TITLE GBX BACKPLANE FREE STANDING GUIDE PIN BOARD LAYOUT DRAWING | DRAWN BY NMARTIN DATE 2004/01/15 | CHECKED BY JLAURX DATE 2004/01/15 |

THIS DRAWING CONTAINS INFORMATION THAT IS PROPRIETARY TO MOLEX INCORPORATED AND SHOULD NOT BE USED WITHOUT WRITTEN PERMISSION

19 18 17 16 15 14 13 12 11 10 9 8 7 6 5 4 3 2 1