



Chipsmall Limited consists of a professional team with an average of over 10 year of expertise in the distribution of electronic components. Based in Hongkong, we have already established firm and mutual-benefit business relationships with customers from,Europe,America and south Asia,supplying obsolete and hard-to-find components to meet their specific needs.

With the principle of “Quality Parts,Customers Priority,Honest Operation,and Considerate Service”,our business mainly focus on the distribution of electronic components. Line cards we deal with include Microchip,ALPS,ROHM,Xilinx,Pulse,ON,Everlight and Freescale. Main products comprise IC,Modules,Potentiometer,IC Socket,Relay,Connector.Our parts cover such applications as commercial,industrial, and automotives areas.

We are looking forward to setting up business relationship with you and hope to provide you with the best service and solution. Let us make a better world for our industry!



## Contact us

Tel: +86-755-8981 8866 Fax: +86-755-8427 6832

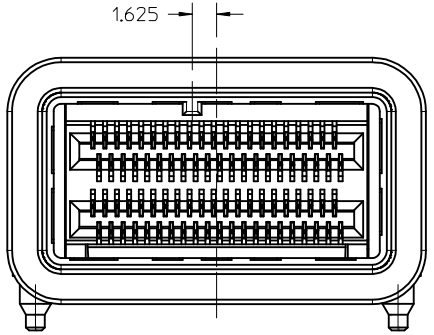
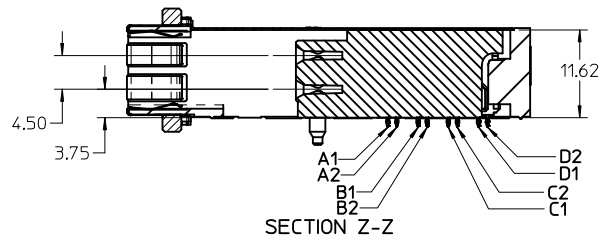
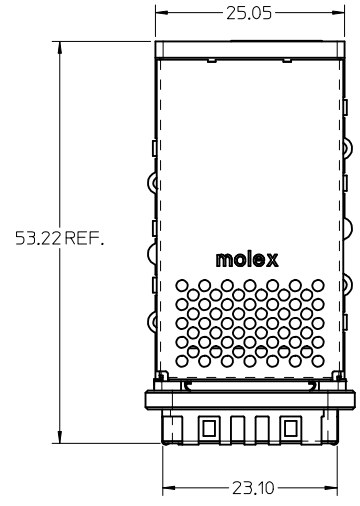
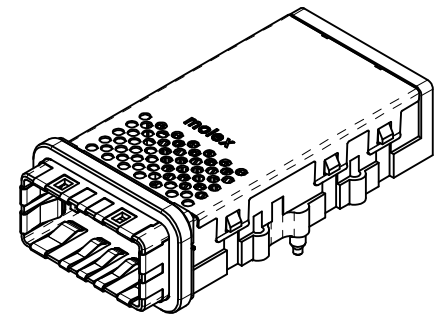
Email & Skype: info@chipsmall.com Web: www.chipsmall.com

Address: A1208, Overseas Decoration Building, #122 Zhenhua RD., Futian, Shenzhen, China



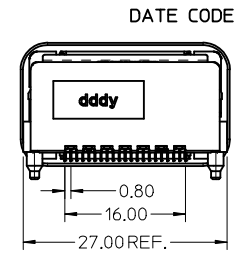
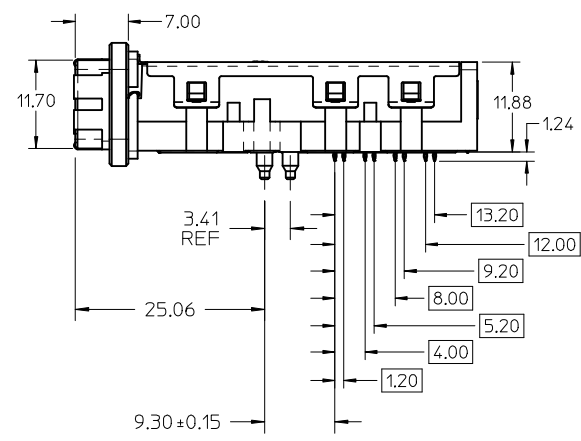
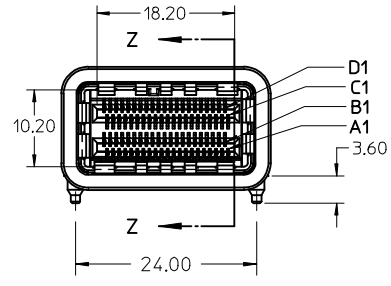
MATERIAL NO.	KEY OPTION	TAIL PLATING
<del>76105-0584</del>	<del>LEFT</del>	<del>TIN / LEAD</del>
76105-0585	LEFT	TIN

OBSOLETE



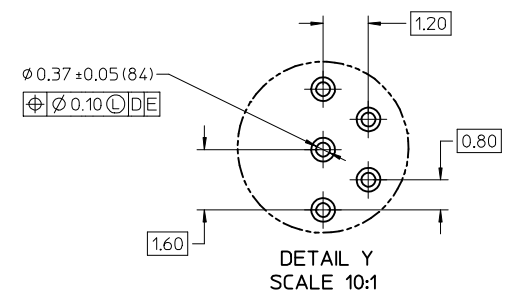
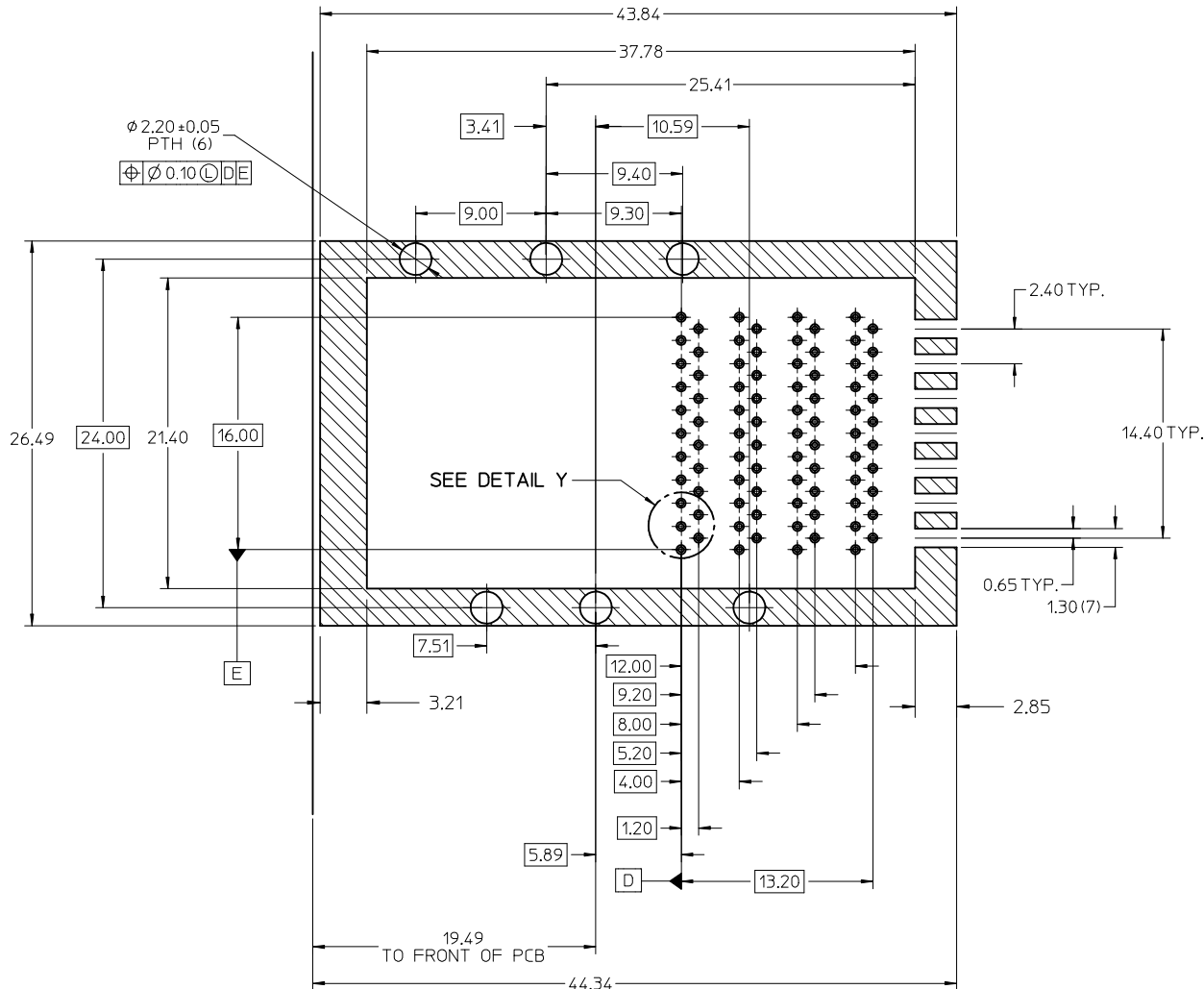
76105-0584  
LEFT KEY

(EMI FINGERS REMOVED FOR CLARITY)



- NOTES:
- MATERIALS:**  
CONNECTOR HOUSING: HIGH TEMPERATURE THERMOPLASTIC  
GLASS-FILLED, UL 94V-0  
EMI HOUSING: NICKEL PLATED DIE CAST ALLOY  
COVER: STAINLESS STEEL ALLOY  
EMI GASKET: CONDUCTIVE POLYMER  
TERMINALS: COPPER ALLOY
  - PLATING:**  
CONTACT AREA: 0.76µm MIN. GOLD OVER 2.54µm MIN. NICKEL  
TIN/LEAD TAIL AREA: 0.76µm - 1.52µm TIN/LEAD (90/10)  
TIN TAIL AREA: 0.76µm - 1.52µm TIN  
OVER 1.27µm MIN NICKEL
  - THIS CONNECTOR IS DESIGNED TO MATE WITH MOLEX CABLE SERIES TBD.
  - PACKAGING SPECIFICATION: TRAY PACK PER PK-76105-001.
  - MOUNTING HARDWARE REQUIRED: M2x0.4 CAP SCREWS (4)  
MOUNTING SCREW LENGTH: BOARD THICKNESS + 4mm MAX

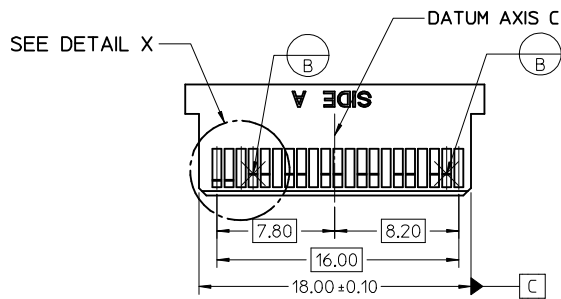
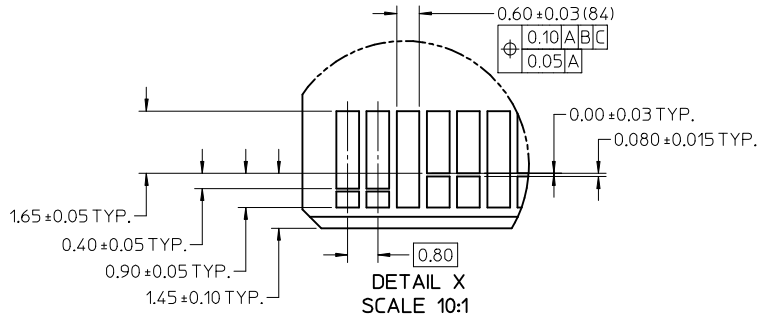
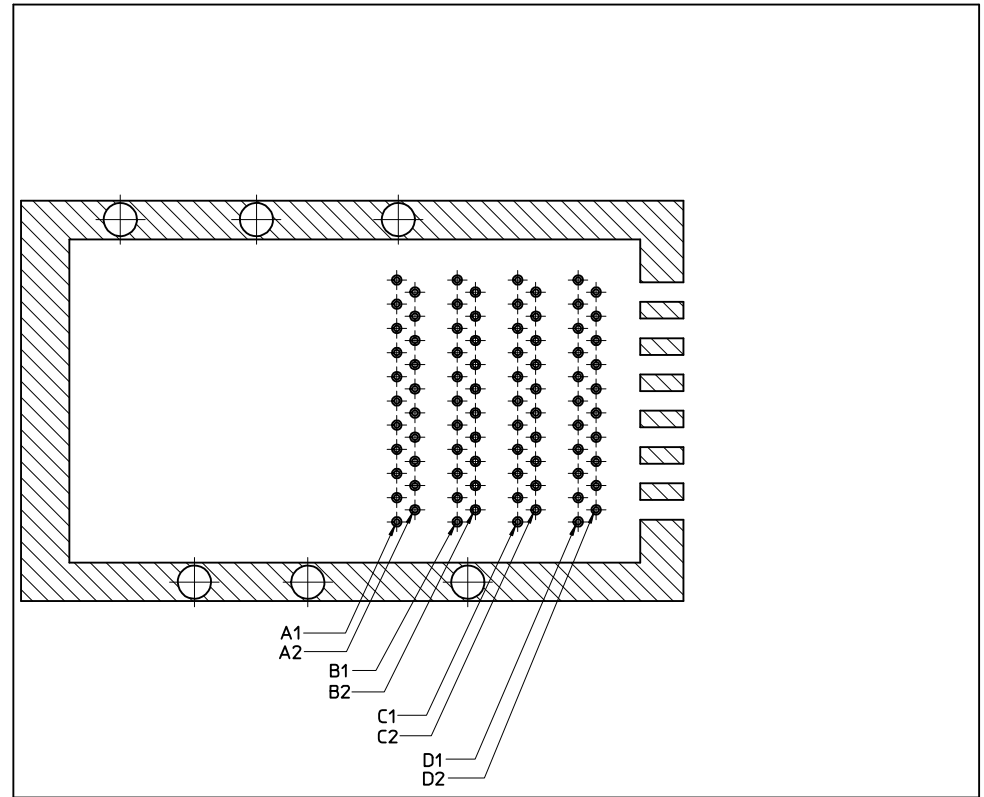
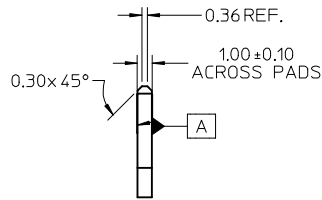
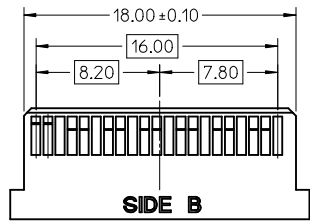
<b>UPDATE VIEWS</b> EC NO: UCP2013-0617 DRAWING PRATT 2012/08/28 CHKD: MBANAKI S 2012/08/29 APPR: MBANAKI S 2012/08/30	<b>QUALITY SYMBOLS</b> ▽=0 ▽=0	<b>GENERAL TOLERANCES (UNLESS SPECIFIED)</b>		<b>DIMENSION STYLE</b> <b>MM ONLY</b>		<b>SCALE</b> 2:1	<b>DESIGN UNITS</b> METRIC	<b>THIRD ANGLE PROJECTION</b>	
		mm      INCH	DRAWN BY      DATE KLANG      2008/05/05	CHECKED BY      DATE KLANG      2008/05/05	<b>TITLE</b> IPASS PLUS HSC 84 HIGH SPEED CHANNEL 0.8MM I/O		<b>MOLEX INCORPORATED</b>		<b>SHEET NO.</b> 1 OF 4
<b>REV</b>	<b>DESCRIPTION</b>	ANGULAR ±1/2°		APPROVED BY      DATE MBANAKI S      2008/05/19		<b>DOCUMENT NO.</b> SD-76105-584		<b>THIS DRAWING CONTAINS INFORMATION THAT IS PROPRIETARY TO MOLEX INCORPORATED AND SHOULD NOT BE USED WITHOUT WRITTEN PERMISSION</b>	
DRAFT WHERE APPLICABLE MUST REMAIN WITHIN DIMENSIONS		<b>SEE CHART</b>		<b>SIZE</b> C		<b>THIS DRAWING CONTAINS INFORMATION THAT IS PROPRIETARY TO MOLEX INCORPORATED AND SHOULD NOT BE USED WITHOUT WRITTEN PERMISSION</b>			



- NOTES:
- CROSS-HATCHED AREA TO BE CONDUCTIVE ON THE PCB.
  - CROSS-HATCHED AREA MUST BE INCORPORATED IN THE FLAT ROCK PRESS-FIT TOOLING.
  - RECOMMENDED DRILL SIZE FOR 0.37 $\phi$  FINISHED PTH IS 0.48-0.50 mm $\phi$  (.0189-.0200 in $\phi$ (#76 DRILL))
  - RECOMMENDED ANNULAR RING AROUND 0.37 $\phi$  FINISHED PTH IS 0.73 $\phi$
  - MINIMUM RECOMMENDED SPACING: 26.50

RECOMMENDED PCB LAYOUT  
COMPONENT SIDE SHOWN  
PCB THICKNESS: 1.57mm MIN.

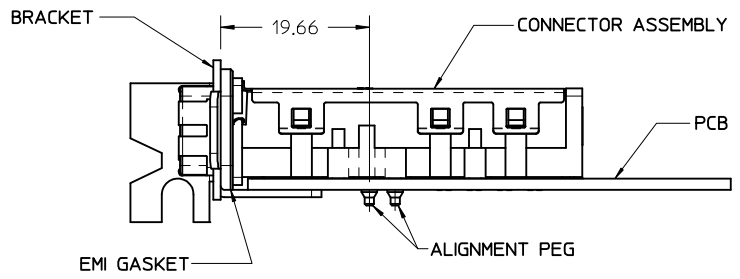
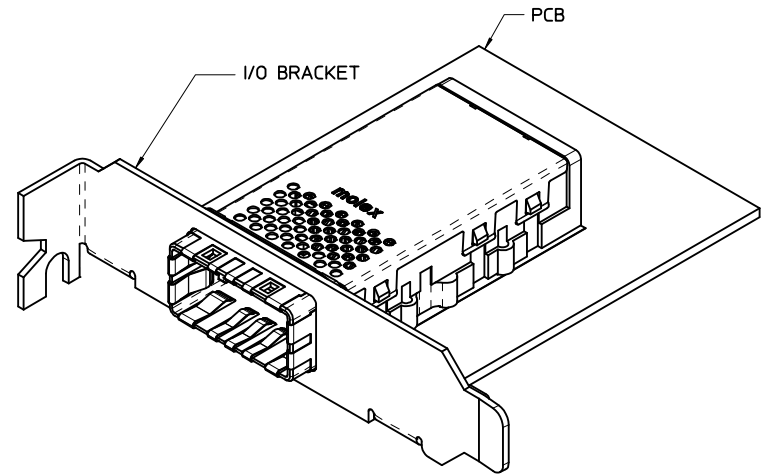
SEE SHEET 1 EC NO: UCP2013-0647 DRAWING PRATT 2012/08/28 CHKD: MBANAKI S 2012/08/29 APPR: MBANAKI S 2012/08/30	QUALITY SYMBOLS	GENERAL TOLERANCES (UNLESS SPECIFIED)	DIMENSION STYLE	SCALE	DESIGN UNITS	THIRD ANGLE PROJECTION	
	$\nabla=0$ $\nabla=0$	mm INCH	MM ONLY	4:1	METRIC		
		4 PLACES ± --- ± --- 3 PLACES ± --- ± --- 2 PLACES ± 0.25 ± --- 1 PLACE ± 0.25 ± ---	DRAWN BY DATE KLANG 2008/05/05	TITLE IPASS PLUS HSC 84 HIGH SPEED CHANNEL 0.8MM I/O			
		ANGULAR ±1/2°	CHECKED BY DATE KLANG 2008/05/05	APPROVED BY DATE MBANAKI S 2008/05/19			
	DRAFT WHERE APPLICABLE MUST REMAIN WITHIN DIMENSIONS	MATERIAL NO.	SEE SHEET 1		MOLEX INCORPORATED		
			SIZE C		DOCUMENT NO.	SHEET NO.	
					SD-76105-584	2 OF 4	
			THIS DRAWING CONTAINS INFORMATION THAT IS PROPRIETARY TO MOLEX INCORPORATED AND SHOULD NOT BE USED WITHOUT WRITTEN PERMISSION				



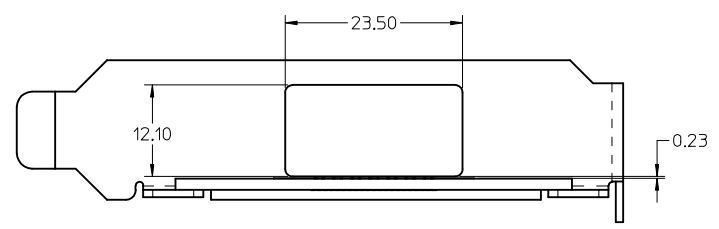
**NOTES:**

- 0.03 MINIMUM KEEP OUT FOR SOLDER MASK AROUND ALL PADS
- DATUM B TARGETS ARE DEFINED BY THE RESPECTIVE PAD CENTER LINES AND THE LEADING EDGE OF THE TARGET PADS

SEE SHEET 1 EC NO: UCP2013-0617 DRAWING: GPRATT 2012/08/28 CHKD: MBANAKIS 2012/08/29 APPR: MBANAKIS 2012/08/30	QUALITY SYMBOLS ▽=0 ▽=0	GENERAL TOLERANCES (UNLESS SPECIFIED)		DIMENSION STYLE <b>MM ONLY</b>		SCALE 4:1	DESIGN UNITS METRIC	THIRD ANGLE PROJECTION				
		4 PLACES ± --- ± ---	3 PLACES ± --- ± ---	2 PLACES ± 0.25 ± ---	1 PLACE ± 0.25 ± ---	DRAWN BY KLANG	DATE 2008/05/05	TITLE IPASS PLUS HSC 84 HIGH SPEED CHANNEL 0.8MM I/O				
		ANGULAR ± 1/2°				CHECKED BY KLANG	DATE 2008/05/05	APPROVED BY MBANAKIS				DATE 2008/05/19
		DRAFT WHERE APPLICABLE MUST REMAIN WITHIN DIMENSIONS				SEE CHART		MATERIAL NO. MOLEX INCORPORATED		DOCUMENT NO. SD-76105-584		SHEET NO. 3 OF 4



ASSEMBLED VIEW



I/O BRACKET CUT-OUT  
(NOT SUPPLIED)

SEE SHEET 1 EC NO: UCP2013-0617 DRAWING: GPRATT 2012/08/28 CHKD: MBANAKIS 2012/08/29 APPR: MBANAKIS 2012/08/30	QUALITY SYMBOLS ▽=0 ▽=0	GENERAL TOLERANCES (UNLESS SPECIFIED)		DIMENSION STYLE <b>MM ONLY</b>	SCALE <b>2:1</b>	DESIGN UNITS <b>METRIC</b>	THIRD ANGLE PROJECTION	
			mm	INCH	DRAWN BY KLANG	DATE 2008/05/05	IPASS PLUS HSC 84 HIGH SPEED CHANNEL 0.8MM I/O	
		4 PLACES ± ---	± ---	± ---	CHECKED BY KLANG	DATE 2008/05/05		
		3 PLACES ± ---	± ---	± ---	APPROVED BY MBANAKIS	DATE 2008/05/19	MOLEX INCORPORATED DOCUMENT NO. SD-76105-584	
2 PLACES ± 0.25	± ---	± ---	MATERIAL NO.		SHEET NO.		4 OF 4	
1 PLACE ± 0.25	± ---	± ---	ANGULAR ± 1/2°		SEE SHEET 1 SD-76105-584			
DRAFT WHERE APPLICABLE MUST REMAIN WITHIN DIMENSIONS			SIZE		THIS DRAWING CONTAINS INFORMATION THAT IS PROPRIETARY TO MOLEX INCORPORATED AND SHOULD NOT BE USED WITHOUT WRITTEN PERMISSION			