



Chipsmall Limited consists of a professional team with an average of over 10 year of expertise in the distribution of electronic components. Based in Hongkong, we have already established firm and mutual-benefit business relationships with customers from,Europe,America and south Asia,supplying obsolete and hard-to-find components to meet their specific needs.

With the principle of “Quality Parts,Customers Priority,Honest Operation,and Considerate Service”,our business mainly focus on the distribution of electronic components. Line cards we deal with include Microchip,ALPS,ROHM,Xilinx,Pulse,ON,Everlight and Freescale. Main products comprise IC,Modules,Potentiometer,IC Socket,Relay,Connector.Our parts cover such applications as commercial,industrial, and automotives areas.

We are looking forward to setting up business relationship with you and hope to provide you with the best service and solution. Let us make a better world for our industry!



## Contact us

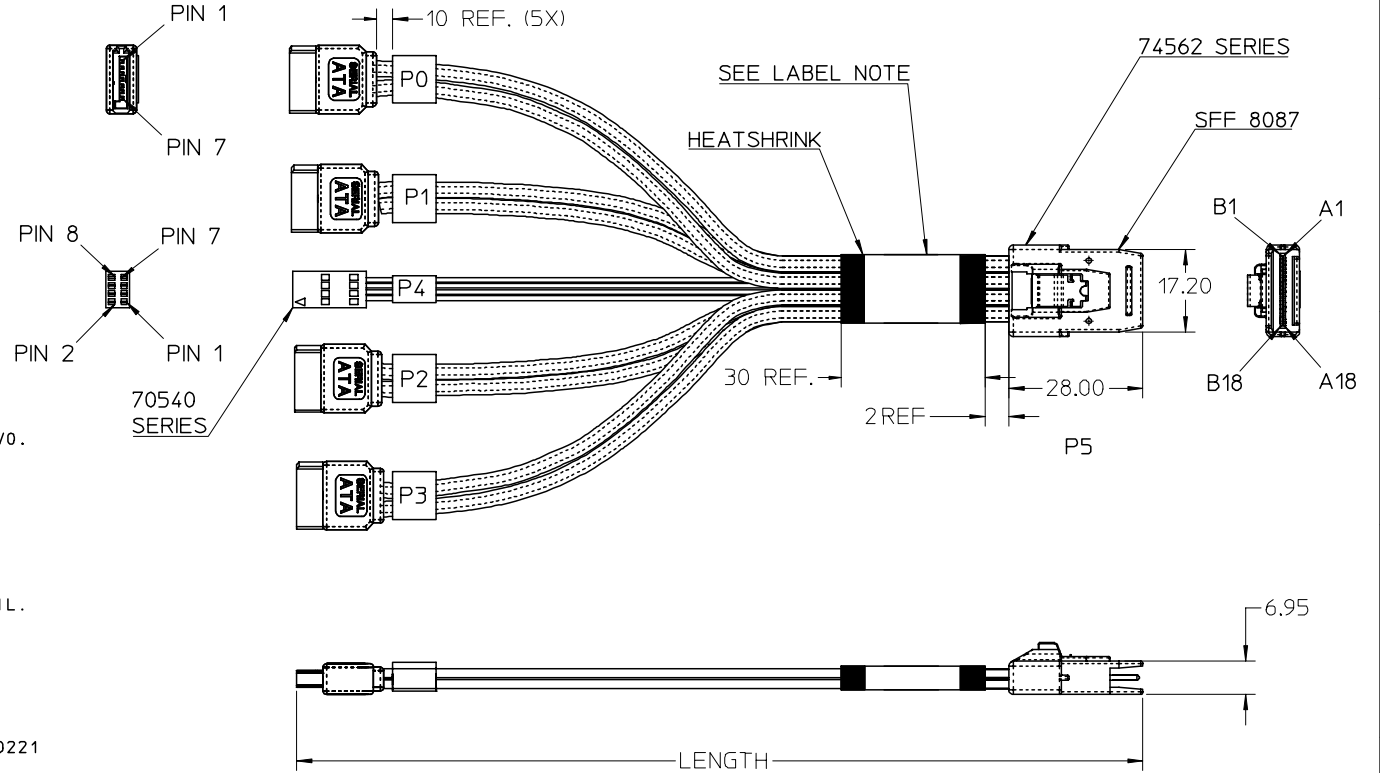
Tel: +86-755-8981 8866 Fax: +86-755-8427 6832

Email & Skype: info@chipsmall.com Web: www.chipsmall.com

Address: A1208, Overseas Decoration Building, #122 Zhenhua RD., Futian, Shenzhen, China



MATERIAL #	APP	PIN OUT	AWG	LENGTH(M)	TOL (+/-)
79536-3011	IPASS ON BP	PIN OUT 1	30	0.152	0.015
79536-3012	IPASS ON BP	PIN OUT 1	30	0.3	0.015
79536-3013	IPASS ON BP	PIN OUT 1	30	0.5	0.015
79536-3014	IPASS ON BP	PIN OUT 1	30	0.6	0.015
79536-3015	IPASS ON BP	PIN OUT 1	28	1	0.030
79536-3001	IPASS ON CTRL	PIN OUT 2	30	0.152	0.015
79536-3002	IPASS ON CTRL	PIN OUT 2	30	0.3	0.015
79536-3003	IPASS ON CTRL	PIN OUT 2	30	0.5	0.015
79536-3004	IPASS ON CTRL	PIN OUT 2	30	0.6	0.015
79536-3005	IPASS ON CTRL	PIN OUT 2	28	1	0.030
79536-3006	IPASS ON CTRL	PIN OUT 2	28	0.178	0.015
79536-3007	IPASS ON CTRL	PIN OUT 2	28	0.267	0.015
79536-3021	IPASS ON BP	PIN OUT 3	30	0.152	0.015
79536-3022	IPASS ON BP	PIN OUT 3	30	0.3	0.015
79536-3023	IPASS ON BP	PIN OUT 3	30	0.5	0.015
79536-3024	IPASS ON BP	PIN OUT 3	30	0.6	0.015
79536-3025	IPASS ON BP	PIN OUT 3	28	1	0.030



**NOTES**

- MATERIAL:**  
OVER MOLD - POLYBUTYLENE TEREPHTHALATE (PBT), 94-V0.  
GLASS FILLED 30%  
LATCH - STAINLESS STEEL ALLOY  
CABLE -  
SIGNALS PVC INSULATION  
SOLID COPPER SIGNAL AND DRAIN.  
INNER DIELECTRIC IS POLYOLEFIN  
TWIN-AX SHIELD IS ALUMINIZED POLYESTER FOIL.  
JACKET - PVC RED  
PCB - FR4
- PRODUCT TO PERFORM PER  
PRODUCT SPECIFICATION: PS-79536-001.
- PRODUCT SERIES 74562 MATES TO 75783 (RIGHT ANGLE),  
75784 (VERTICAL). SERIES 70450 MATES WITH SERIES 70221
- THIS PRODUCT CONFORMS TO THE MECHANICAL  
DIMENSIONING AND ELECTRICAL PERFORMANCE  
REQUIREMENTS OF SFF-8086 AND SFF-8087
- MINIMUM RECOMMENDED BEND RADIUS 28MM.
- THIS PRODUCT MEETS THE RESTRICTION OF HAZARDOUS SUBSTANCES  
IN ELECTRICAL AND ELECTRONIC EQUIPMENT (RoHS) DIRECTIVE  
(2002/95/EC).
- LABEL DETAILS:**  
MOLEX  
79536-XXXX  
MADE IN CHINA  
YY/WW

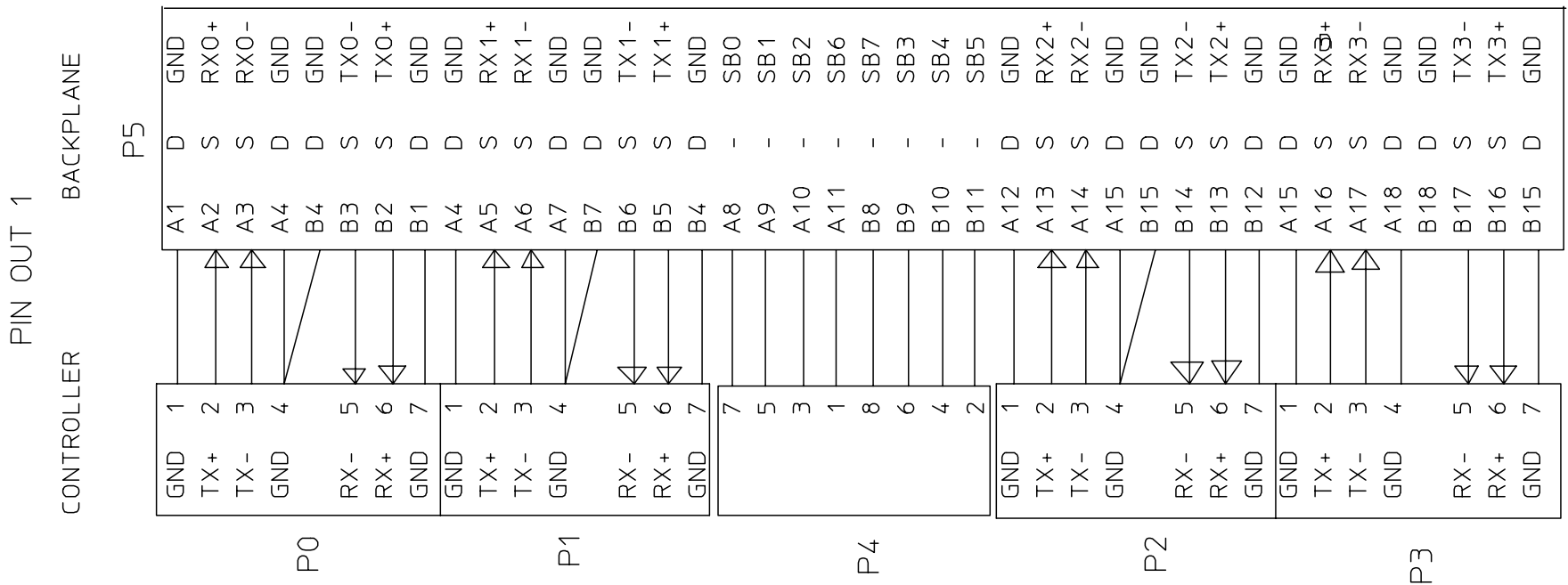
IPASS™ IS A TRADEMARK OF MOLEX

ENTER DESCRIPTION EC NO: USY2006-0316 DRWN: JERWIN 2006/04/04 CHKD: THALL 2006/04/10 APPR: DDOYE 2006/04/12	QUALITY SYMBOLS ▽=0 ▽=0	GENERAL TOLERANCES (UNLESS SPECIFIED)		DIMENSION STYLE MM/IN		SCALE 1:1	DESIGN UNITS METRIC	THIRD ANGLE PROJECTION
		4 PLACES ± --- ± ---	DRAWN BY JERWIN	DATE 2005/10/31	TITLE IPASS CABLE ASSY 36 CKT TO SATA STYLE 1X FANOUT WITH SIDEBANDS			
		3 PLACES ± --- ± .01	CHECKED BY THALL	DATE 2005/10/31	MOLEX INCORPORATED			
		2 PLACES ± 0.25 ± --- 1 PLACE ± --- ± --- ANGULAR ± 1 °	APPROVED BY DDOYE	DATE 2005/10/31	MATERIAL NO. SEE TABLE DOCUMENT NO. SD-79536-300			
DRAFT WHERE APPLICABLE MUST REMAIN WITHIN DIMENSIONS		SIZE B	THIS DRAWING CONTAINS INFORMATION THAT IS PROPRIETARY TO MOLEX INCORPORATED AND SHOULD NOT BE USED WITHOUT WRITTEN PERMISSION					

6 5 4 3 2 1

NOTE:

- 1) PIN OUT CONFORMS TO SAS 1.1 09D SECTION 5.2.4.1.3.3 FIG 83 AND SECTION 5.2.3.2.3.3 TBL 27
- 2) ALL SIGNAL GROUNDS ARE BUSSED IN PCB.



NOTE:

- 1) D = DRAIN WIRE
- S = SIGNAL WIRE

ENTER DESCRIPTION	
EC NO: USY2006-0316	2006/04/04
DRWN: JERWIN	2006/04/10
CHKD: THALL	2006/04/12
APPR: DDOYE	
REV	DESCRIPTION

QUALITY SYMBOLS	= 0.1
	= 0.25

GENERAL TOLERANCES (UNLESS SPECIFIED)	
	mm
4 PLACES	± ---
3 PLACES	± ---
2 PLACES	± 0.25
1 PLACE	± ---
ANGULAR ± 1 °	
DRAFT WHERE APPLICABLE MUST REMAIN WITHIN DIMENSIONS	

DIMENSION STYLE	
MM/IN	
DRAWN BY	DATE
JERWIN	2005/10/31
CHECKED BY	DATE
THALL	2005/10/31
APPROVED BY	DATE
DDOYE	2005/10/31
MATERIAL NO.	
SEE TABLE	
SIZE	
A	

IPASS IS A TRADEMARK OF MOLEX

SCALE	DESIGN UNITS	THIRD ANGLE PROJECTION
1:1	METRIC	
TITLE		
IPASS CABLE ASSY 36 CKT TO SATA STYLE 1X FANOUT WITH SIDEBANDS		
MOLEX INCORPORATED		
DOCUMENT NO.		SHEET NO.
SD-79536-300		2 OF 4

6

5

4

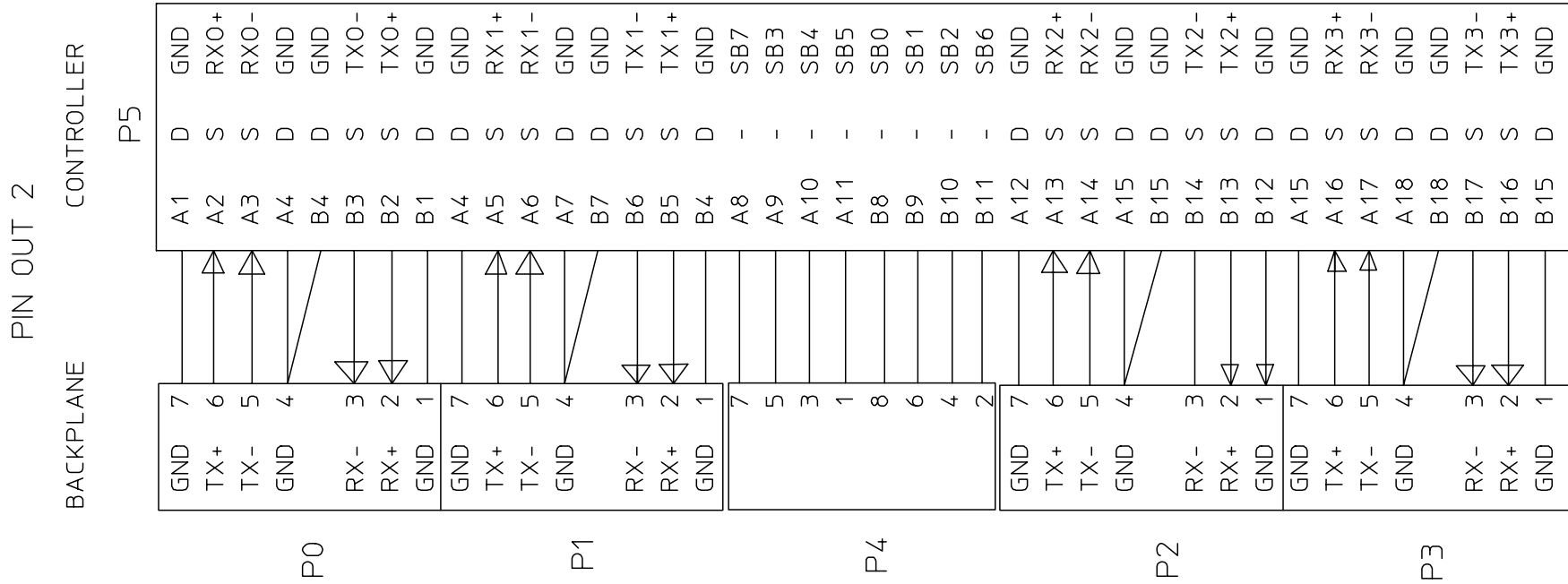
3

2

1

NOTE:

- 1) PIN OUT CONFORMS TO SAS 1.1 09D SECTION 5.2.4.1.3.3 FIG 83 AND SECTION 5.2.3.2.3.3 TBL 26
- 2) ALL SIGNAL GROUNDS ARE BUSSED IN PCB.



NOTE:

- 1) D = DRAIN WIRE
- S = SIGNAL WIRE

ENTER DESCRIPTION	QUALITY SYMBOLS
EC NO: USY2006-0316	▴=0
DRWN:JERWIN 2006/04/04	▾=0
CHKD:THALL 2006/04/10	
APPR:DDOYE 2006/04/12	
DESCRIPTION	
REV	

GENERAL TOLERANCES (UNLESS SPECIFIED)	
	mm INCH
4 PLACES	± --- ± ---
3 PLACES	± --- ± .01
2 PLACES	± 0.25 ± ---
1 PLACE	± --- ± ---
ANGULAR ± 1 °	
DRAFT WHERE APPLICABLE MUST REMAIN WITHIN DIMENSIONS	

DIMENSION STYLE	
MM/IN	
DRAWN BY	DATE
JERWIN	2005/10/31
CHECKED BY	DATE
THALL	2005/10/31
APPROVED BY	DATE
DDOYE	2005/10/31
MATERIAL NO.	
SEE CHART	
SIZE	
THIS DRAWING CONTAINS INFORMATION THAT IS PROPRIETARY TO MOLEX INCORPORATED AND SHOULD NOT BE USED WITHOUT WRITTEN PERMISSION	

IPASS IS A TRADEMARK OF MOLEX

SCALE	DESIGN UNITS	THIRD ANGLE PROJECTION
1:1	METRIC	☉
TITLE		
IPASS CABLE ASSY		
36 CKT TO SATA STYLE 1X		
FANOUT WITH SIDEBANDS		
MOLEX INCORPORATED		
DOCUMENT NO.	SHEET NO.	
SD-79536-300	3 OF 4	

5

4

3

2

1

6

5

4

3

2

1

NOTE:

- 1) NON STANDARD PIN OUT WITH SATA BACKPLANE CONNECTORS TWISTED
- 2) ALL SIGNAL GROUNDS ARE BUSSED IN PCB.

D

C

B

A

D

C

B

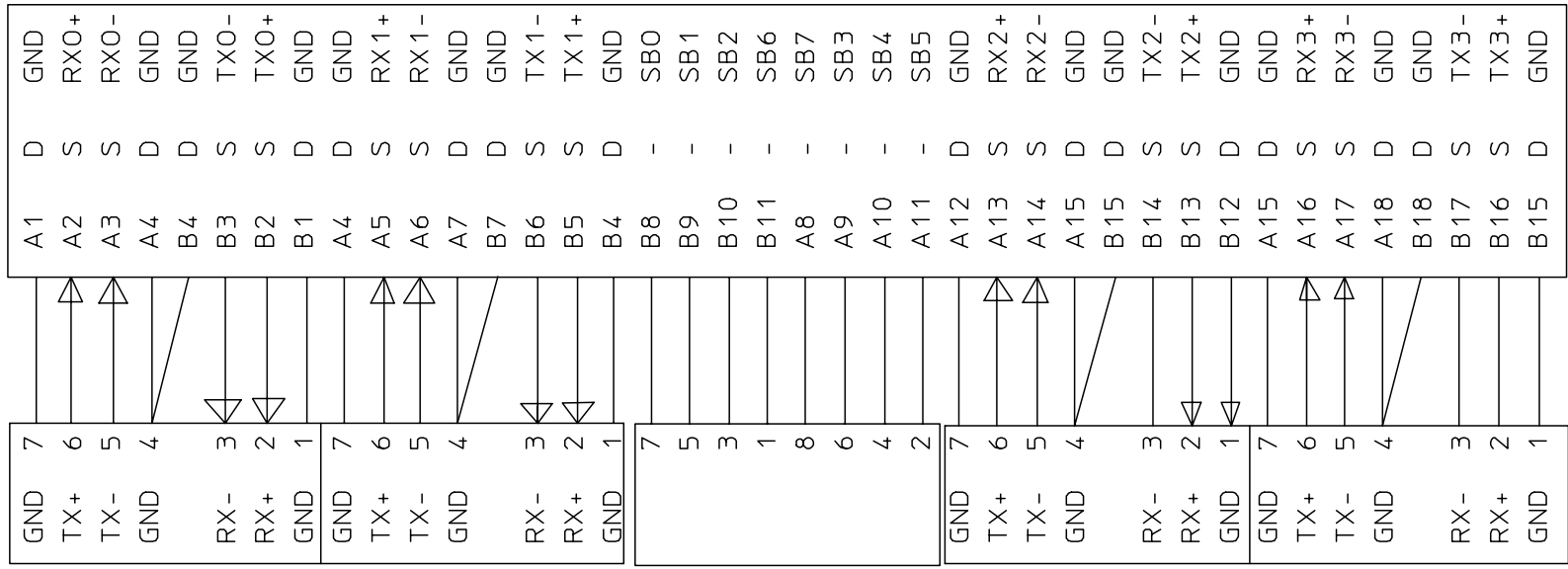
A

PIN OUT 3

CONTROLLER

P5

BACKPLANE



P0

P1

P4

P2

P3

NOTE:

- 1) D = DRAIN WIRE
- S = SIGNAL WIRE

ENTER DESCRIPTION	
EC NO: USY2006-0316	2006/04/04
DRWN: JERWIN	2006/04/10
CHKD: THALL	2006/04/12
APPR: DDOYE	
REV	DESCRIPTION

QUALITY SYMBOLS		=0
		=0°

GENERAL TOLERANCES (UNLESS SPECIFIED)	DIMENSION STYLE	
	mm	INCH
	4 PLACES	± --- ± ---
	3 PLACES	± --- ± .01
	2 PLACES	± 0.25 ± ---
1 PLACE	± --- ± ---	
	ANGULAR ± 1 °	
DRAFT WHERE APPLICABLE MUST REMAIN WITHIN DIMENSIONS		

DRAWN BY		DATE	
JERWIN		2005/10/31	
CHECKED BY		DATE	
THALL		2005/10/31	
APPROVED BY		DATE	
DDOYE		2005/10/31	
MATERIAL NO.			
SEE TABLE			
SIZE	THIS DRAWING CONTAINS INFORMATION THAT IS PROPRIETARY TO MOLEX INCORPORATED AND SHOULD NOT BE USED WITHOUT WRITTEN PERMISSION		
A			

IPASS IS A TRADEMARK OF MOLEX

SCALE	DESIGN UNITS	THIRD ANGLE PROJECTION
1:1	METRIC	

TITLE	
IPASS CABLE ASSY 36 CKT TO SATA STYLE 1X FANOUT WITH SIDEBANDS	

MOLEX INCORPORATED	
DOCUMENT NO.	SHEET NO.
SD-79536-300	4 OF 4

5

4

3

2

1