



Chipsmall Limited consists of a professional team with an average of over 10 year of expertise in the distribution of electronic components. Based in Hongkong, we have already established firm and mutual-benefit business relationships with customers from,Europe,America and south Asia,supplying obsolete and hard-to-find components to meet their specific needs.

With the principle of "Quality Parts,Customers Priority,Honest Operation,and Considerate Service",our business mainly focus on the distribution of electronic components. Line cards we deal with include Microchip,ALPS,ROHM,Xilinx,Pulse,ON,Everlight and Freescale. Main products comprise IC,Modules,Potentiometer,IC Socket,Relay,Connector.Our parts cover such applications as commercial,industrial, and automotives areas.

We are looking forward to setting up business relationship with you and hope to provide you with the best service and solution. Let us make a better world for our industry!



Contact us

Tel: +86-755-8981 8866 Fax: +86-755-8427 6832

Email & Skype: info@chipsmall.com Web: www.chipsmall.com

Address: A1208, Overseas Decoration Building, #122 Zhenhua RD., Futian, Shenzhen, China



Computer Marking System Thermal Transfer Printer

Thermal Transfer Printer CMS-THERMO X1


Thermal Transfer Printer CMS-THERMO X1

The new thermal transfer printer CMS-THERMO X1 has been developed as the successor of the CMS-TTP 3-300, which has already been successfully introduced to the market, and rounds off Phoenix Contact's product range in this printer segment.

It has been possible to cut the weight of the CMS-THERMO X1 by approx. 25% to a mere 10 kg, while at the same time considerably improving main performance data. The printing speed, for example, has increased to 150 mm/s, and the maximum printing length to 1000 mm. This means that the values of the predecessor model have been doubled.

Furthermore, CMS-THERMO X1 can process all the materials off the roll included in the large product range from Phoenix Contact.

A cutting knife can be added so that off-the-roll material can be accurately cut to the desired length.



Computer Marking System

CMS-MARK-WIN Software

1. Description

Professional labeling of systems and control cabinets is becoming increasingly important. CMS-MARK-WIN 2.0 was developed specially for this task.

Use is made of the advantages of the powerful Windows NT and Windows 95/98/2000 operating systems.

The marking materials for terminal blocks, conductors, cables and electrical equipment are labeled with the labeling module. It is thus possible within just a short time, to import and then further process the ASCII format labeling as laid down in the CAD/CAE system during project planning.

There are a host of convenient functions for entering data by hand, such as:

- enumeration,
- copy and duplication functions,
- input via variables.

The different marking materials to be labeled can be changed or added to as desired. Special symbols for electrical engineering are included as a standard and can also be altered and added to.

CMS-MARK-WIN 2.0 also includes a comprehensive graphics module. Using this CAD interface, all kinds of two-dimensional graphics can be created. For example to create:

- nameplates,
- frontplates,
- mimic diagrams,
- marker engraving.

The individual objects and steps are generated as graphics with the aid of a host of graphic functions.


Further special functions are also available:

- barcode,
- linear and circular scaling,
- marking panels on machines,
- circular inscription function,
- path correction with closed elements,
- symmetrical drilling patterns,
- import of graphics.

The drawings and graphics entered are displayed on the screen in WYSIWYG real graphic form. This makes a test print unnecessary.


CMS-MARK-WIN 2.0 allows labels to be printed, plotted, cut, milled and drilled. The choice of devices for the output of the projects is varied:

- CMS thermal transfer printer,
- laser printer,
- matrix printer,
- CMS plotter,
- CMS engraving machines.



All installed output devices are addressed parallel. It is possible to change to other Windows applications at any time.

**Thermal Transfer Printer
CMS-THERMO X1**




CMS-THERMO X1

2. Technical data

Thermal Transfer Printer CMS-THERMO X1		Type	Order No.	Pcs. Pkt.
2.1 Description				
Thermal transfer printer, incl. power supply unit, Centronics connection cable, Windows® printer driver and operating instructions		CMS-THERMO X1	51 44 29 1	1
Cutting option, for CMS-THERMO X1		CMS-CUTTER X1	51 44 30 1	1
Ink ribbon, Length: 300 m, width: 110 mm Printing color: black (not for PSS shrink sleeves)		CMS-X-FB/H110	51 44 32 7	1
Starter set, complete for CMS-THERMO X1, consisting of: – Marking software CMS-MARK-WIN – Thermal transfer printer CMS-THERMO X1 – Ink ribbon – Roll of labels		CMS-KIT X1	51 44 31 4	1

2.2. Technical Data

Print resolution	[dpi]	300
Print method		thermal transfer
Printing width	[mm]	108
Printing length	[mm]	1000
Interfaces		serial and parallel
Supply voltage	[V] / [Hz]	100 - 240 / 50 - 60
Dimensions (L x W x H)	[mm]	446 x 242 x 274
Weight	[kg]	10



CMS-MARK-WIN

Labeling software

3. Technical Data

Labeling software

3.1 Description

CMS-MARK-WIN software,
Version: German / English / Italian / French, for marking terminal blocks, conductors, cables and electrical equipment on the plotter, printer and engraving machine, manual, including CLIP PROJECT 5.0 demo version

Type	Order No.	Pcs. Pkt.
CMS-MARK-WIN	51 44 39 8	1

3.2 Description, Accessories

CMS-MARK-WIN demo software,
of the CMS-MARK-WIN labeling software
Languages: German / English / Italian / French
incl. CLIP PROJECT 5.0 demo version

CMS-MARK-WIN manual,
for the CMS-MARK-WIN labeling software
in German and English

CMS fonts,
for the CMS-MARK-WIN software,
incl. description

Type	Order No.	Pcs. Pkt.
CMS-MARK-WIN-DEMO	51 44 40 8	1
CMS-MARK-WIN-UM	50 67 63 7	1
CMS-FONTS/WIN	50 67 70 5	1

3.3 General Data

Functionality

Input / Saving labeling data
Output of data (demo / full version)
Import of data from CAD/CAE systems
Material generator / special character generator

yes / yes
no / yes
yes
yes / yes

Minimum hardware requirements

CPU
Main memory
Hard disk memory
Interfaces
CD-ROM drive / floppy drive
Monitor
Operating equipment

min. Pentium 75
min. 16 MB / NT 4.0: min. 32 MB
min. 20 MB free
one per connected output device
yes / yes, IBM-compatible 1.44 MB
min. VGA with 640 x 480 resolution
keyboard, mouse recommended

Operating systems

MS-Windows® 95 / 98, MS-Windows® NT

4. Marking Material for Thermal Transfer Printer

4.1 Terminal Marking


4.1.1 Marking foil ZB-T (QR) and ZBF-T(QR) for thermal transfer printer

The ZB-T (QR) and ZBF-T (QR) marking foils are ideal for customized labeling at a later date of Zack strip and flat Zack strip. The features are:

- high-quality lettering,
- resistance to solvents,
- simple handling (printing, cutting, affixing)



ZBF-T / ZB-T



ZB(F)-T QR

4.1.1.1 Technical Data

Marking foil ZB-T (QR) and ZBF-T (QR)

4.1.1.2 Description

Marking foil for Zack strip,
for individual labeling with thermal transfer printer,
1 roll = 40 m, strip height: 9.5 mm

Marking foil for Zack strip,
for individual labeling with thermal transfer printer,
1 roll = 1000 labels, strip height: 9.5 mm, strip length: 101 mm

Marking foil for flat Zack strip,
for individual labeling with thermal transfer printer,
1 roll = 40 m, strip height: 4.2 mm

Marking foil for flat Zack strip,
for individual labeling with thermal transfer printer,
1 roll = 1000 labels, strip height: 4.2 mm, strip length: 101 mm

Type	Order No.	Pcs. Pkt.
ZB-T	08 11 03 7	1
ZB-T QR	08 11 16 3	1
ZBF-T	08 11 04 0	1
ZBF-T QR	08 11 15 0	1

4.1.1.3 General Data

Material
Temperature range [°C]
Color
Wipe resistance of the inscription acc. to

polyester foil
- 20 to + 70
transparent
DIN EN 61 010-1 / VDE 0411 P.1




4.1.2 Self-adhesive marker strips for thermal transfer printer

The self-adhesive marker strips can be directly labeled on the roll with the thermal transfer printer CMS-THERMO X1. The labeled strips can be cut off the roll in the appropriate lengths by additionally using the cutting knife CMS-CUTTER X1. These strips can be used on all terminal blocks, modules and devices that do not have a marker groove, such as e.g.

- printed circuit terminal blocks,
- COMBICON plug connectors,
- electronic housings etc.

The rolls are available in the strip heights 2.8, 3.8 and 5 mm.



SK...:REEL

4.1.2.1 Technical Data

Self-adhesive marker strips SK, material off the roll

4.1.2.2 Description

Self-adhesive marker strips,
for individual labeling with thermal transfer printer CMS-THERMO X1
1 roll = 90 m, strip height: 2.8 mm

Self-adhesive marker strips,
for individual labeling with thermal transfer printer CMS-THERMO X1
1 roll = 90 m, strip height: 3.8 mm

Self-adhesive marker strips,
for individual labeling with thermal transfer printer CMS-THERMO X1
1 roll = 90 m, strip height: 5 mm

Type	Order No.	Pcs. Pkt.
SK 2,8 WH:REEL	08 05 20 5	1
SK 3,8 WH:REEL	08 05 21 8	1
SK 5,0 WH:REEL	08 05 22 1	1

4.1.2.3 General Data

Material
Temperature range [°C]
Color
Wipe resistance of the inscription acc. to

polyester
- 40 to + 120
white
DIN EN 61 010-1 / VDE 0411 P.1



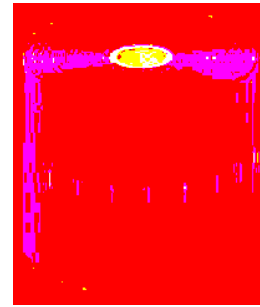
4.2 Conductor Marking System

4.2.1 Insert strips PABT

Using the PABT insert strips, the requirements for a standardized and permanent marking are met. They are consisting of a perforated plastic foil and stand for an optimum of durability and appearance. Labeling can be done with a thermal transfer printer or as an alternative with the marker pen from Phoenix Contact.

The advantages:

- permanent and clear lettering
- simple handling,
- time saving with large throughput volumes.



PABT...

4.2.1.1 Technical Data

Insert Strips PABT

4.2.1.2 Description

Insert strips for thermal transfer printer, for conductor marking system PATG and PATO, lettering field: 10 x 4 mm, 1 roll = 7500 marker labels	white
Insert strips for thermal transfer printer, for conductor marking system PATG and PATO, lettering field: 15 x 4 mm, 1 roll = 7500 marker labels	white
Insert strips for thermal transfer printer, for conductor marking system PATG and PATO, lettering field: 15 x 4 mm, 1 roll = 7500 marker labels	yellow
Insert strips for thermal transfer printer, for conductor marking system PATG and PATO, lettering field: 23 x 4 mm, 1 roll = 5000 marker labels	white

Type	Order No.	Pcs. Pkt.
PABT 10 x 4	08 10 17 7	1
PABT 15 x 4	08 08 27 3	1
PABT 15 x 4 YE	08 10 54 6	1
PABT 23 x 4	08 10 18 0	1

4.2.1.3 General Data

Material	polyethylene
Temperature range	- 40 to + 100
Color	see description
Wipe resistance of the inscription acc. to	DIN EN 61 010-1 / VDE 0411 P.1



Breaking off



Inserting




Marking

4.2.2 Shrink sleeves PSS

The PSS shrink sleeves of self-extinguishing polyolefine are available in the standard colors white and yellow. They are suitable for cable diameters from 0.6 to 24.1mm and have a marking length of 50.8 mm. They provide excellent permanent and captive labeling of cables and conductors, since they offer not only good electrical insulation, but also mechanical protection and corrosion protection.

The thin material of the shrink sleeves does not increase the cross-section and they remain flexible after processing. Labeling with thermal transfer printer CMS-THERMO X1 in connection with ink ribbon CMS-X-FB/H 110. The marking is resistant to mechanical and chemical influences.



PSS...

4.2.2.1. Technical data

PSS Shrink Sleeves

4.2.2.2 Description

Shrink sleeves for thermal transfer printing,

1 roll = 500 shrink sleeves
 1 roll = 500 shrink sleeves
 1 roll = 500 shrink sleeves
 1 roll = 500 shrink sleeves

white

1 roll = 250 shrink sleeves
 1 roll = 250 shrink sleeves
 1 roll = 250 shrink sleeves

Shrink sleeves for thermal transfer printing,

1 roll = 500 shrink sleeves
 1 roll = 500 shrink sleeves
 1 roll = 500 shrink sleeves
 1 roll = 500 shrink sleeves

yellow

1 roll = 250 shrink sleeves
 1 roll = 250 shrink sleeves
 1 roll = 250 shrink sleeves

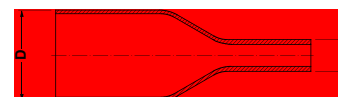
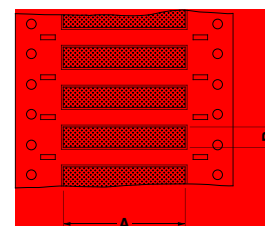
Type	Order No.	Pcs. Pkt.
PSS-0-WH 500	08 09 00 7	1
PSS-1-WH 500	08 09 02 3	1
PSS-2-WH 500	08 09 03 6	1
PSS-3-WH 500	08 09 04 9	1
PSS-4-WH 250	08 09 05 2	1
PSS-5-WH 250	08 09 06 5	1
PSS-6-WH 250	08 09 08 1	1
PSS-0-YE 500	08 09 09 4	1
PSS-1-YE 500	08 09 10 4	1
PSS-2-YE 500	08 09 11 7	1
PSS-3-YE 500	08 09 12 0	1
PSS-4-YE 250	08 09 13 3	1
PSS-5-YE 250	08 09 14 6	1
PSS-6-YE 250	08 09 15 9	1

4.2.2.3 General Data

Material
 Temperature range [°C]
 Wipe resistance of the inscription acc. to

polyolefine
 - 40 to + 130
 DIN EN 61 010-1 / VDE 0411 P.1

Type	Marking length A [mm]	Marking height B [mm]	Diameter before shrinking D [mm]	Diameter after shrinking d [mm]	
				Min.	Max.
PSS-0-...-500	50.8	4.6	2.9	0.58	2.03
PSS-1-...-500	50.8	6.0	3.8	1.17	2.79
PSS-2-...-500	50.8	8.5	5.4	1.57	3.81
PSS-3-...-500	50.8	11.2	7.1	2.38	5.46
PSS-4-...-250	50.8	16.4	10.4	3.18	8.13
PSS-5-...-250	50.8	21.6	13.7	4.75	11.43
PSS-6-...-250	50.8	42.2	26.8	11.43	24.13




4.2.3 Shrink sleeves PSS

The PSS shrink sleeves from Phoenix Contact are made of self-extinguishing polyolefine with a shrink rate of 3:1 and are available in the standard colors white and yellow. They are suitable for different cable diameters and have a marking length of 50 mm, that can be reduced accordingly with one or three perforations.

The shrink sleeves can all be labeled with any of the thermal transfer printers from Phoenix Contact.

They provide excellent permanent and captive labeling of cables and conductors, since they offer not only good electrical insulation, but also mechanical protection and corrosion protection for the user. The thin material of the shrink sleeves does not increase the cross-section and they remain flexible after processing.



PSS...

4.2.3.1. Technical Data

Shrink Sleeves PSS

4.2.3.2 Description

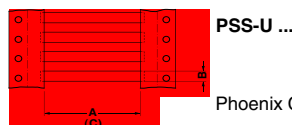
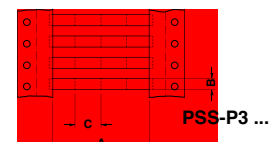
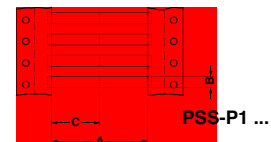
Shrink sleeves, for thermal transfer printer, unperforated, 1 roll = 250 shrink sleeves	white
Shrink sleeves, for thermal transfer printer, unperforated, 1 roll = 250 shrink sleeves	yellow
Shrink sleeves, for thermal transfer printer, single perforation, 1 roll = 250 shrink sleeves	white
Shrink sleeves, for thermal transfer printer, single perforation, 1 roll = 250 shrink sleeves	yellow
Shrink sleeves, for thermal transfer printer, triple perforation, 1 roll = 250 shrink sleeves	white
Shrink sleeves, for thermal transfer printer, triple perforation, 1 roll = 250 shrink sleeves	yellow

Type	Order No.	Pcs. Pkt.
PSS-U-0-WH	08 11 57 4	1
PSS-U-1-WH	08 11 59 0	1
PSS-U-2-WH	08 11 61 3	1
PSS-U-0-YE	08 11 58 7	1
PSS-U-1-YE	08 11 60 0	1
PSS-U-2-YE	08 11 62 6	1
PSS-P1-0-WH	08 11 63 9	1
PSS-P1-1-WH	08 11 65 5	1
PSS-P1-2-WH	08 11 67 1	1
PSS-P1-0-YE	08 11 64 2	1
PSS-P1-1-YE	08 11 66 8	1
PSS-P1-2-YE	08 11 68 4	1
PSS-P3-0-WH	08 11 69 7	1
PSS-P3-1-WH	08 11 71 0	1
PSS-P3-0-YE	08 11 70 7	1
PSS-P3-1-YE	08 11 72 3	1

4.2.3.3 General Data

Material	polyolefine
Temperature range	- 55 to + 135
Wipe resistance of the inscription acc. to	DIN EN 61 010-1 / VDE 0411 P.1

Type	Marking length A [mm]	Marking height B [mm]	Marking height C [mm]	Diameter before shrinking D [mm]	Diameter after shrinking d [mm]
PSS-U-0...	50	5.0	50	2.4	0.79
PSS-U-1...	50	9.0	50	4.8	1.59
PSS-U-2...	50	16.0	50	9.5	3.18
PSS-P1-0...	50	5.0	25	2.4	0.79
PSS-P1-1...	50	9.0	25	4.8	1.59
PSS-P1-2...	50	16.0	25	9.5	3.18
PSS-P3-0...	50	5.0	12.5	2.4	0.79
PSS-P3-1...	50	9.0	12.5	4.8	1.59




4.2.4 Plastic insert strips

The insert strips consist of a high-quality, perforated plastic foil. They are labeled with the thermal transfer printer or by hand with the marker pen from Phoenix Contact.

This produces a high-quality labeling that is resistant to chemical and mechanical influences. Due to their different formats, the EST insert strips can be used for the following applications among others:

- In conjunction with the Phoenix Contact KMK plastic cable markers for bundling and marking conductors and cables.
- For marking terminal blocks with the marker carriers UBE, UBE/D and KLM, KLM 1.
- For marking groups of terminal blocks with the AK-DST... marker tags.



EST...

4.2.4.1 Technical Data

Insert Strips EST

4.2.4.2 Description

Insert strips for thermal transfer printer,
for LM and AK-DST/UK,
lettering field: 24 x 4 mm, 1 roll = 5000 marker labels

Insert strips for thermal transfer printer,
for KLM,
lettering field: 25 x 6 mm, 1 roll = 5000 marker labels

Insert strips for thermal transfer printer,
for KMK and KMK 2,
lettering field: 29 x 8 mm, 1 roll = 5400 marker labels


Insert strips for thermal transfer printer,
for KMK 3, KMK 4 and UBE / UBE/D,
lettering field: 40 x 17 mm, 1 roll = 2300 marker labels

Type	Order No.	Pcs. Pkt.
EST 24 x 4	08 09 27 2	1
EST 25 x 6	08 07 47 8	1
EST 29 x 8	08 07 46 5	1
EST 40 x 17	08 07 48 1	1

4.2.4.3 General Data

Material
Temperature range [°C]
Color
Wipe resistance of the inscription acc. to

polyethylene
- 40 to + 100
white
DIN EN 61 010-1 / VDE 0411 P.1



EST with UBE and UBE/D



EST with KMK 3

4.2.5 Plastic cable markers with fixing loops

The KMT cable markers comprise a plastic marker with fixing loops. They are attached to the cable with PKB... cable ties of the desired length.



KMT...

4.2.5.1 Technical Data

Cable Markers KMT

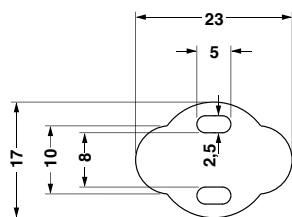
4.2.5.2 Description

Cable markers for assembly with cable ties,
labeling with thermal transfer printer,
1 roll = 4000 cable markers lettering field: 24 x 8 mm
1 roll = 1700 cable markers lettering field: 35 x 15 mm

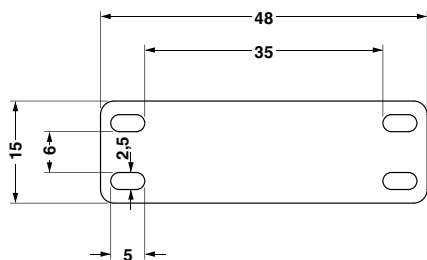
Type	Order No.	Pcs. Pkt.
KMT 24 x 10	08 07 42 3	1
KMT 48 x 15	08 07 43 6	1

4.2.5.3 General Data

Material	polyester foil
Temperature range	- 60 to + 120 [°C]
Color	white
Wipe resistance of the inscription acc. to	DIN EN 61 010-1 / VDE 0411 P.1



KMT 24 x 10



KMT 48 x 15



4.2.6 Plastic cable markers with fixing loops

The advantage of the CMT conductor marker is that it is simple to use and easy to adapt to the individual application. Using the CMT conductor marker, the conductor is simply passed through the pre-punched holes in the marker. Then the marker is positioned.

The CMT conductor marker is made of a high-quality polyester foil. Labeling is done using the Phoenix Contact thermal transfer printers and high-quality resin-based ink ribbons. This means that the labeling is resistant to mechanical and chemical influences.



CMT...

4.2.6.1 Technical Data

Conductor Markers CMT

4.2.6.2 Description

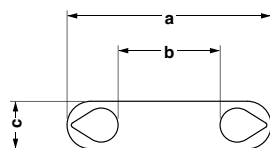
Slip-on conductor markers, labeling with thermal transfer printer,
 1 roll = 4000 cable markers, lettering field: 13 x 5 mm
 1 roll = 4000 cable markers, lettering field: 11 x 5 mm
 1 roll = 4000 cable markers, lettering field: 11 x 5.5 mm
 1 roll = 4000 cable markers, lettering field: 11 x 7 mm

Type	Order No.	Pcs. Pkt.
CMT 0-WH	08 10 98 6	1
CMT 1-WH	08 10 99 9	1
CMT 2-WH	08 11 00 8	1
CMT 3-WH	08 11 05 3	1


4.2.6.3 General Data

Material
 Temperature range [°C]
 Color
 Wipe resistance of the inscription acc. to

polyester foil
 - 60 to + 120
 white
 DIN EN 61 010-1 / VDE 0411 P.1



Type	Dimensions			Cross section	
	a [mm]	b [mm]	c [mm]	[mm ²]	[AWG]
CMT 0	25	15	4	0.25-0.75	24-18
CMT 1	27	15	5	0.75-1.5	18-15
CMT 2	29	15	5.7	1.5-2.5	15-13
CMT 3	30	15	7	2.5-6	13-9



4.2.7 Cable marker labels

The cable marker labels are suitable for rational cable marking. Simply wrap the label around the cable. They do not increase the cable cross section and can therefore be drawn through cable ducts, for example, even at a later date.

The features are:

- high-quality lettering,
- simple handling,
- resistance to solvents,
- use even in unfavorable industrial conditions.

The cable marker labels can be labeled using the thermal transfer printer. A transparent protective foil is wrapped around the printed label. The label is thus permanently protected from chemical and mechanical influences.



KMTE... / KMTEG...

4.2.7.1 Technical Data

Cable Marker Labels KMTE... / KMTEG...

4.2.7.2 Description

<p>Cable marker labels, for thermal transfer printer CMS-THERMO X1, 1 roll = 7000 labels 1 roll = 3000 labels 1 roll = 2 x 1500 labels 1 roll = 2 x 1000 labels</p>	<p>up to 6 mm Ø up to 5 mm Ø up to 14 mm Ø up to 14 mm Ø</p>
<p>Cable marker labels, for thermal transfer printer CMS-THERMO X1, 1 roll = 2 x 1500 labels</p>	<p>yellow up to 14 mm Ø</p>
<p>Cable marker labels for thermal transfer printer CMS-THERMO X1, 1 roll = 10000 labels 1 roll = 3000 labels 1 roll = 3000 labels</p>	<p>up to 7.5 mm Ø up to 12 mm Ø up to 22 mm Ø</p>

Type	Order No.	Pcs. Pkt.
KMTE 12 x 12	08 07 39 7	1
KMTE 25 x 9	08 07 38 4	1
KMTE 25 x 19	08 07 40 7	1
KMTE 38 x 19	08 07 41 0	1
KMTE 25 x 19 YE	08 09 24 3	1
KMTEG 12,7 x 12,7	08 09 18 8	1
KMTEG 25,4 x 19	08 09 20 1	1
KMTEG 25,4 x 25,4	08 09 23 0	1

4.2.7.3 General Data

Material	vinyl film
Temperature range	- 40 to + 70
Color	transparent/white
Wipe resistance of the inscription acc. to	DIN EN 61 010-1 / VDE 0411 P.1

Cable Marker Labels		
Type	Lettering field	Size of label
KMTE 12 x 12	12 x 12 mm	12 x 32 mm
KMTE 25 x 9	25 x 9 mm	25 x 25 mm
KMTE 25 x 19	25 x 19 mm	25 x 63 mm
KMTE 25 x 19 YE	25 x 19 mm	25 x 63 mm
KMTE 38 x 19	38 x 19 mm	38 x 63 mm
KMTEG 12,7 x 12,7	12.7 x 12.7 mm	12.7 x 36.5 mm
KMTEG 25,4 x 19	25.4 x 19 mm	25.4 x 57.1 mm
KMTEG 25,4 x 25,4	25.4 x 25.4 mm	25.4 x 95.2 mm



4.3 Equipment Marking

4.3.1 BMKT labels for thermal transfer printer

The labels for the thermal transfer printer cover almost the whole range of requirements for equipment and electrical equipment marking. They provide a high-quality alternative to complexly designed labels.

The advantages are:

- high-quality lettering,
- resistance to solvents,
- use even in unfavorable industrial conditions.



BMKT...

4.3.1.1 Technical Data

Labels BMKT

4.3.1.2 Description

Labels for thermal transfer printer **CMS-THERMO X1**, white

- 1 roll = 2500 labels
- 1 roll = 2500 labels
- 1 roll = 2500 labels
- 1 roll = 2500 labels
- 1 roll = 2500 labels
- 1 roll = 2500 labels
- 1 roll = 2500 labels
- 1 roll = 1000 labels
- 1 roll = 1000 labels
- 1 roll = 400 labels
- 1 roll = 2500 labels
- 1 roll = 300 labels

Labels for thermal transfer printer **CMS-THERMO X1**, yellow

- 1 roll = 10000 labels
- 1 roll = 2500 labels
- 1 roll = 2500 labels
- 1 roll = 2500 labels
- 1 roll = 2500 labels
- 1 roll = 5000 labels
- 1 roll = 2500 labels
- 1 roll = 2500 labels
- 1 roll = 2500 labels
- 1 roll = 1000 labels
- 1 roll = 1000 labels
- 1 roll = 300 labels

Labels for thermal transfer printer **CMS-THERMO X1**, silver/matt

- 1 roll = 2500 labels
- 1 roll = 2500 labels
- 1 roll = 2500 labels
- 1 roll = 2500 labels
- 1 roll = 2500 labels
- 1 roll = 1000 labels
- 1 roll = 1000 labels
- 1 roll = 1000 labels
- 1 roll = 400 labels
- 1 roll = 300 labels
- 1 roll = 250 labels

Type	Order No.	Pcs. Pkt.
BMKT 16,6 x 5 WH	08 07 36 8	1
BMKT 17,5 x 8 WH	08 07 33 9	1
BMKT 19 x 6 WH	08 07 55 9	1
BMKT 20 x 8 WH	08 07 54 6	1
BMKT 25 x 12 WH	08 07 34 2	1
BMKT 30 x 20 WH	08 07 56 2	1
BMKT 38 x 17 WH	08 10 19 3	1
BMKT 51 x 25 WH	08 07 37 1	1
BMKT 70 x 32 WH	08 07 35 5	1
BMKT 70 x 50 WH	08 07 58 8	1
BMKT 90 x 5 WH	08 09 34 0	1
BMKT 100 x 73 WH	08 07 59 1	1
BMKT 10 x 7 YE	08 08 84 6	1
BMKT 15 x 9 YE	08 07 32 6	1
BMKT 16,6 x 5 YE	08 08 83 3	1
BMKT 16 x 7 YE	08 09 30 8	1
BMKT 17,5 x 8 YE	08 07 66 9	1
BMKT 20 x 7 YE	08 08 85 9	1
BMKT 20 x 8 YE	08 07 31 3	1
BMKT 25 x 12 YE	08 07 67 2	1
BMKT 30 x 20 YE	08 07 68 5	1
BMKT 51 x 25 YE	08 07 69 8	1
BMKT 70 x 32 YE	08 07 70 8	1
BMKT 100 x 73 YE	08 09 47 6	1
BMKT 15 x 9 SR	08 09 37 9	1
BMKT 26,5 x 7,5 SR	08 08 11 8	1
BMKT 26,5 x 12 SR	08 08 12 1	1
BMKT 26,5 x 17,5 SR	08 08 13 4	1
BMKT 26,5 x 18,5 SR	08 08 14 7	1
BMKT 26,5 x 26,5 SR	08 08 15 0	1
BMKT 51 x 25 SR	08 09 33 7	1
BMKT 70 x 32 SR	08 08 16 3	1
BMKT 70 x 50 SR	08 09 25 6	1
BMKT 100 x 73 SR	08 08 17 6	1
BMKT 100 x 90 SR	08 08 18 9	1

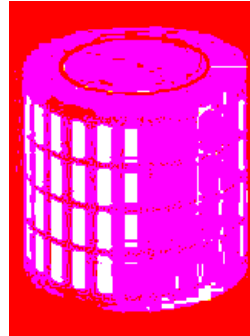
4.3.1.3 General Data (see page 15)

4.3.2 BMKTG labels for thermal transfer printer

The labels for the thermal transfer printer cover almost the whole range of requirements for equipment and electrical equipment marking. They provide a high-quality alternative to complexly designed labels.

The advantages are:

- high-quality lettering,
- resistance to solvents,
- use even in unfavorable industrial conditions.



BMKTG...

4.3.2.1 Technical Data

Labels BMKTG...

4.3.2.2 Description

Labels for thermal transfer printer CMS-THERMO X1 , 1 roll = 10000 labels	white
Labels for thermal transfer printer CMS-THERMO X1 , 1 roll = 10000 labels 1 roll = 2500 labels	yellow

Type	Order No.	Pcs. Pkt.
BMKTG 16,5 x 5 WH	08 08 89 1	1
BMKTG 20 x 8 YE BMKTG 76,2 x 6,35 YE	08 08 99 8 08 10 69 8	1 1

4.3.2.3 General Data

Material		polyester foil
Temperature range	[°C]	- 40 to + 80
Processing temperature	[°C]	min. + 3
Wipe resistance of the inscription acc. to		DIN EN 61 010-1 / VDE 0411 P.1

