



Chipsmall Limited consists of a professional team with an average of over 10 year of expertise in the distribution of electronic components. Based in Hongkong, we have already established firm and mutual-benefit business relationships with customers from,Europe,America and south Asia,supplying obsolete and hard-to-find components to meet their specific needs.

With the principle of “Quality Parts,Customers Priority,Honest Operation,and Considerate Service”,our business mainly focus on the distribution of electronic components. Line cards we deal with include Microchip,ALPS,ROHM,Xilinx,Pulse,ON,Everlight and Freescale. Main products comprise IC,Modules,Potentiometer,IC Socket,Relay,Connector.Our parts cover such applications as commercial,industrial, and automotives areas.

We are looking forward to setting up business relationship with you and hope to provide you with the best service and solution. Let us make a better world for our industry!



## Contact us

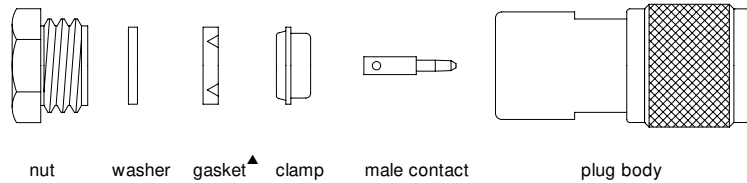
Tel: +86-755-8981 8866 Fax: +86-755-8427 6832

Email & Skype: info@chipsmall.com Web: www.chipsmall.com

Address: A1208, Overseas Decoration Building, #122 Zhenhua RD., Futian, Shenzhen, China

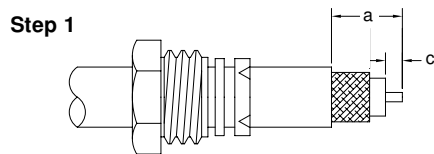


## CLAMP TYPES

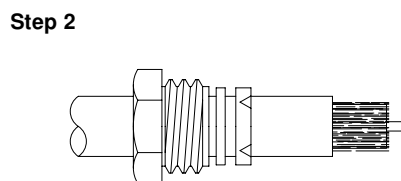


Amphenol Number	Connector Type	Cable RG-/U	Strip Dims., inches (mm)	
			a	c
18750	N Angle Plug	58, 141, 142	.484(12.3)	.234(5.9)
34025	N Plug	58, 141, 142	.390(9.9)	.203(5.2)
34025-RFX	N Plug	58, 141, 142	.354(9.0)	.177(4.5)
35275	N Bulkhead Jack	55, 58, 141, 142, 223	.561(14.3)	.172(4.4)
36250	N Panel Jack	55, 58, 141, 142, 223	.375(9.5)	.188(4.8)
82-63	N Jack	8, 9, 87A, 144, 165, 213, 214, 216, 225	.281(7.1)	.156(4.0)
82-67	N Bulkhead Jack	8, 9, 87A, 144, 165, 213, 214, 216, 225	.281 (7.1)	.156(4.0)
82-202	N Plug	8, 9, 144, 165, 213, 214, 216, 225	.359(9.1)	.234(6.0)
82-202-1006	N Plug	Belden 9913	.359(9.1)	.234(6.0)
82-202-RFX	N Plug	8, 213, 214	.315(8.0)	.177(4.5)
82-209-1006	N Jack	Belden 9913, Times AA-6146, 8 group	.281(7.1)	.156(4.0)
82-312	N Plug	8, 9, 144, 165, 213	.359(9.1)	.234(5.9)
82-3202	N Plug	8, 9, 144, 165, 213	.270(6.9)	.150(3.8)

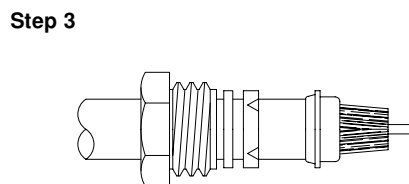
▲ Not supplied with part number 36250



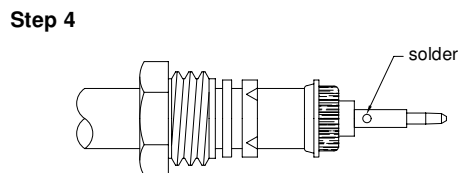
**Step 1** Place nut, washer and gasket (with "V" groove toward open end of cable) over cable, and cut off jacket to dim. **a**.



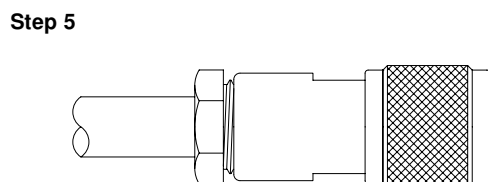
**Step 2** Comb out braid and fold out. Bare center conductor to dim. **c** as shown.



**Step 3** Pull braid wires forward and taper toward center conductor. Place clamp over braid and push back against cable jacket.



**Step 4** Fold back braid wires as shown, trim braid to proper length and form over clamp as shown. Tin center conductor and solder on contact.



**Step 5** Insert cable and parts into connector body. Make sure sharp edge of clamp seats properly in gasket. Tighten nut.