



Chipsmall Limited consists of a professional team with an average of over 10 year of expertise in the distribution of electronic components. Based in Hongkong, we have already established firm and mutual-benefit business relationships with customers from,Europe,America and south Asia,supplying obsolete and hard-to-find components to meet their specific needs.

With the principle of “Quality Parts,Customers Priority,Honest Operation,and Considerate Service”,our business mainly focus on the distribution of electronic components. Line cards we deal with include Microchip,ALPS,ROHM,Xilinx,Pulse,ON,Everlight and Freescale. Main products comprise IC,Modules,Potentiometer,IC Socket,Relay,Connector.Our parts cover such applications as commercial,industrial, and automotives areas.

We are looking forward to setting up business relationship with you and hope to provide you with the best service and solution. Let us make a better world for our industry!



Contact us

Tel: +86-755-8981 8866 Fax: +86-755-8427 6832

Email & Skype: info@chipsmall.com Web: www.chipsmall.com


Address: A1208, Overseas Decoration Building, #122 Zhenhua RD., Futian, Shenzhen, China



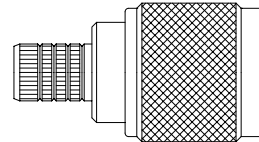
CRIMP-CRIMP TYPES



outer ferrule



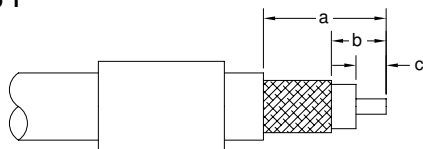
contact



body assembly

Amphenol Number	Connector Type	Cable RG-/U	Strip Dimensions, inches (mm)			Hex Crimp Data			
			a	b	c	Cavity for Contact	Cavity for Outer Ferrule	Die Set for Tool 227-944‡	CTL Series Tool No.
82-332	N Plug	9, 214	.531(13.5)	.234(6.0)	.140(3.5)	.100(2.5)	.429(10.9)	227-1221-25	CTL-3
82-340	N Plug	8, 213	.531(13.5)	.234(6.0)	.141(3.6)	.100(2.5)	.429(10.9)	227-1221-25	CTL-3
82-340-1052	N Plug	B9913, 9914	.539(13.7)	.250(6.4)	.158(4.0)	.116(2.9)	.429(10.9)	227-1221-63	CTL-11
82-340-1054	N Plug	LMR 400	.539(13.7)	.250(6.4)	.157(4.0)	.116(2.9)	.429(10.9)	227-1221-63	CTL-11
82-4425	N Plug	9, 214, 225, 393	.687(17.4)	.281(7.1)	.187(4.7)	.100(2.5)	.429(10.9)	227-1221-25	CTL-3
82-4425-1003	N Plug	9, 214, 225, 393	.687(17.4)	.281(7.1)	.187(4.7)	.100(2.5)	.429(10.9)	227-1221-25	CTL-3
82-4426	N Plug	8, 213	.687(17.4)	.281(7.1)	.187(4.7)	.100(2.5)	.429(10.9)	227-1221-25	CTL-3
82-4426-11RFX	N Plug	8, 213, 214 Eth.Cables	.630(16.0)	.303(7.7)	.157(4.0)	.100(2.5)	.429(10.9)	227-1221-25	CTL-3
82-4426-1001	N Plug	Ethernet Cables	.687(17.4)	.281(7.1)	.187(4.7)	.100(2.5)	.429(10.9)	227-1221-25	CTL-3
82-4426-1002	N Plug	Ethernet Cables	.687(17.4)	.281(7.1)	.187(4.7)	.100(2.5)	.429(10.9)	227-1221-25	CTL-3
82-4427	N Plug	142, 400	.687(17.4)	.281(7.1)	.187(4.7)	.100(2.5)	.213(5.4)	227-1221-57	CTL-3
82-4427-1006	N Plug	142, 142B, 400	.600(15.2)	.275(7.0)	.140(3.5)	.100(2.5)	.213(5.4)	227-1221-57	CTL-3
82-4440	N Angle Plug	214, 225, 393	.687(17.4)	.281(7.1)	.187(4.7)	.100(2.5)	.429(10.9)	227-1221-25	CTL-3
82-4440-1001	N Angle Plug	9, 214, 225, 393	.687(17.4)	.281(7.1)	.187(4.7)	.100(2.5)	.429(10.9)	227-1221-25	CTL-3
82-5370	N Plug	55, 142, 223	.600(15.2)	.275(7.0)	.140(3.5)	.100(2.5)	.213(5.4)	227-1221-57	CTL-3
82-5372	N Panel Jack	55, 141, 142	.600(15.2)	.275(7.0)	.140(3.5)	.100(2.5)	.213(5.4)	227-1221-57	CTL-3
82-5373	N Bulk. Jack	55, 142, 223	.640(16.3)	.315(8.0)	.180(4.6)	.100(2.5)	.213(5.4)	227-1221-57	CTL-3
82-5374	N Angle Plug	55, 142, 223	.687(17.4)	.281(7.1)	.187(4.7)	.100(2.5)	.213(5.4)	227-1221-57	CTL-3
82-5375	N Plug	58, 141	.531(13.5)	.233(5.9)	.140(3.5)	.100(2.5)	.213(5.4)	227-1221-57	CTL-3
82-5375-RFX	N Plug	58, 141	.630(16.0)	.303(7.7)	.157(4.0)	.100(2.5)	.213(5.4)	227-1221-57	CTL-3
82-5378	N Bulk. Jack	58, 141	.640(16.3)	.273(6.8)	.180(4.6)	.100(2.5)	.213(5.4)	227-1221-57	CTL-3
82-5933	N Bulk. Jack	316	.502(12.7)	.102(2.6)	.062(1.6)	Solder	.178(4.5)	227-1221-09	CTL-2
82-5988-1000	N Angle Plug	214, 393	.827(21.0)	.492(12.5)	.157(4.0)	Solder	.429(10.9)	227-1221-6001	CTL-3
82-5988-1004	N Angle Plug	214, 393	.827(21.0)	.492(12.5)	.157(4.0)	Solder	.429(10.9)	227-1221-6001	CTL-3
82-5993	N Plug	LMR 600	.844(21.4)	.344(8.7)	.250(6.4)	.176(4.5)	.612(15.5)	227-1221-6001	—
82-5994	N Bulk. Jack	LMR 600	.844(21.4)	.344(8.7)	.250(6.4)	.176(4.5)	.612(15.5)	227-1221-6001	—
82-5995	N Angle Plug	LMR 600	1.062(27.0)	.562(14.3)	.312(7.9)	Solder	.612(15.5)	227-1221-6001	—
82-6010	N Plug	LMR 240	.610(15.5)	.200(5.1)	.200(5.1)	Press-Fit	.255(6.5)	227-1221-59-13	CTL-1.5.8
82-6106	N Plug	LMR 240	.687(17.4)	.312(7.9)	.187(4.7)	.100(2.5)	.255(6.5)	227-1221-59	CTL-5
82-5988-1000	N Angle Plug	LMR 240	.827(21.0)	.492(12.5)	.157(4.0)	.100(2.5)	.255(6.5)	227-1221-59	CTL-5
82-5988-1004	N Angle Plug	LMR 240	.827(21.0)	.492(12.5)	.157(4.0)	.100(2.5)	.255(6.5)	227-1221-59	CTL-5

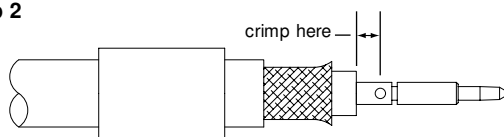
Step 1



Step 1

Strip cable jacket, braid, and dielectric to dimensions shown. All cuts are to be sharp and square. **Important:** Do not nick braid, dielectric, and center conductor. Tinning of center conductor is not necessary if contact is to be crimped. For solder method, tin center conductor avoiding excessive heat.

Step 2

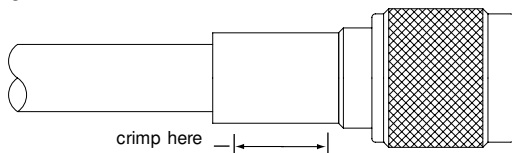


Step 2

Slide outer ferrule onto cable as shown. Flare slightly end of cable braid as shown to facilitate insertion of inner ferrule. **Important:** Do not comb out braid. Place contact on cable center conductor so it butts against cable dielectric. Center conductor should be visible through inspection hole in contact. Crimp or solder contact in place as follows:

Crimp Method: Use Die Set Cavity for contact indicated in table above. **Solder Method:** Soft solder contact to cable center conductor. Do not get any solder on outside surface of contact. Avoid excessive heat to prevent swelling of dielectric.

Step 3



Step 3

Install cable assembly into body assembly so inner ferrule portion slides under braid. Push cable assembly forward until contact snaps into place in insulator. Slide outer ferrule over braid and up against connector body. Crimp outer ferrule using Die Set Cavity specified in table above.