



Chipsmall Limited consists of a professional team with an average of over 10 year of expertise in the distribution of electronic components. Based in Hongkong, we have already established firm and mutual-benefit business relationships with customers from,Europe,America and south Asia,supplying obsolete and hard-to-find components to meet their specific needs.

With the principle of "Quality Parts,Customers Priority,Honest Operation,and Considerate Service",our business mainly focus on the distribution of electronic components. Line cards we deal with include Microchip,ALPS,ROHM,Xilinx,Pulse,ON,Everlight and Freescale. Main products comprise IC,Modules,Potentiometer,IC Socket,Relay,Connector.Our parts cover such applications as commercial,industrial, and automotives areas.

We are looking forward to setting up business relationship with you and hope to provide you with the best service and solution. Let us make a better world for our industry!



Contact us

Tel: +86-755-8981 8866 Fax: +86-755-8427 6832

Email & Skype: info@chipsmall.com Web: www.chipsmall.com

Address: A1208, Overseas Decoration Building, #122 Zhenhua RD., Futian, Shenzhen, China



NOTES:

1. MATERIALS AND FINISHES:
 BODY, REAR BODY - BRASS, WHITE BRONZE
 CONTACT - BRASS, GOLD PLATING
 INSULATOR - PTFE
 COUPLING NUT- BRASS, WHITE BRONZE
 CAP- BRASS, WHITE BRONZE
 FERRULE- COPPER, WHITE BRONZE

2. ELECTRICAL:
 A. IMPEDANCE: 50 OHM
 B. FREQUENCY RANGE: DC - 6 GHz
 C. VSWR(RETURN LOSS): -23 dB MAX

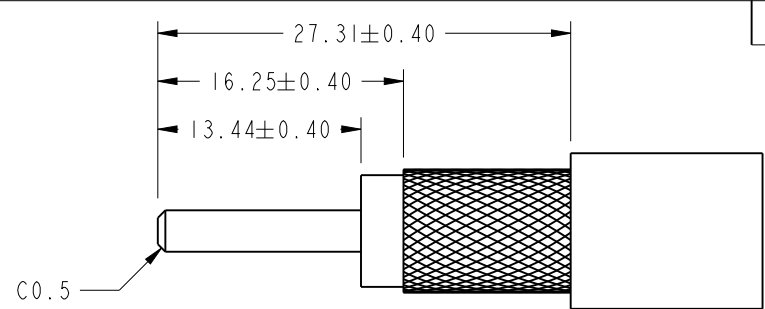
3. MECHANICAL:
 A. DURABILITY: 500 CYCLES MIN.
 B. TEMPERATURE RANGE: -65 C TO +165 C

4. PACKAGING:
 A. QUANTITY: SINGLE PACK
 B. MARKING: BAG TO BE MARKED
 "AMPHENOLRF, 82-6641 AND DATE CODE"

5. RECOMMENDED CABLE ASSEMBLY INSTRUCTIONS:
 A. TRIM CABLE AS SHOWN.
 B. SLIDE FERRULE AND REAR INSULATOR ONTO CABLE.
 C. INSERT CABLE WITH FOIL ENTERING CONNECTOR AND BRAID OVER KNURL.
 D. SOLDER CABLE CENTER CONDUCTOR TO CONTACT.
 E. CRIMP FERRULE OVER BRAID WITH 0.429" HEX DIE.

6. ASSEMBLE CAP TO BODY WITH 6-10 IN-LBS TORQUE.

7. SHOWS CABLE ENTRY DIMENSIONS.

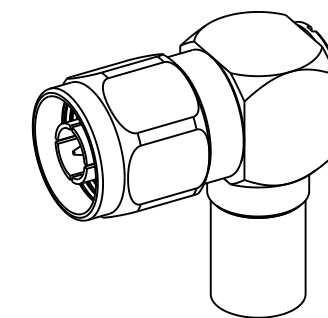


**RECOMMENDED
CABLE STRIPPING DIMENSIONS**

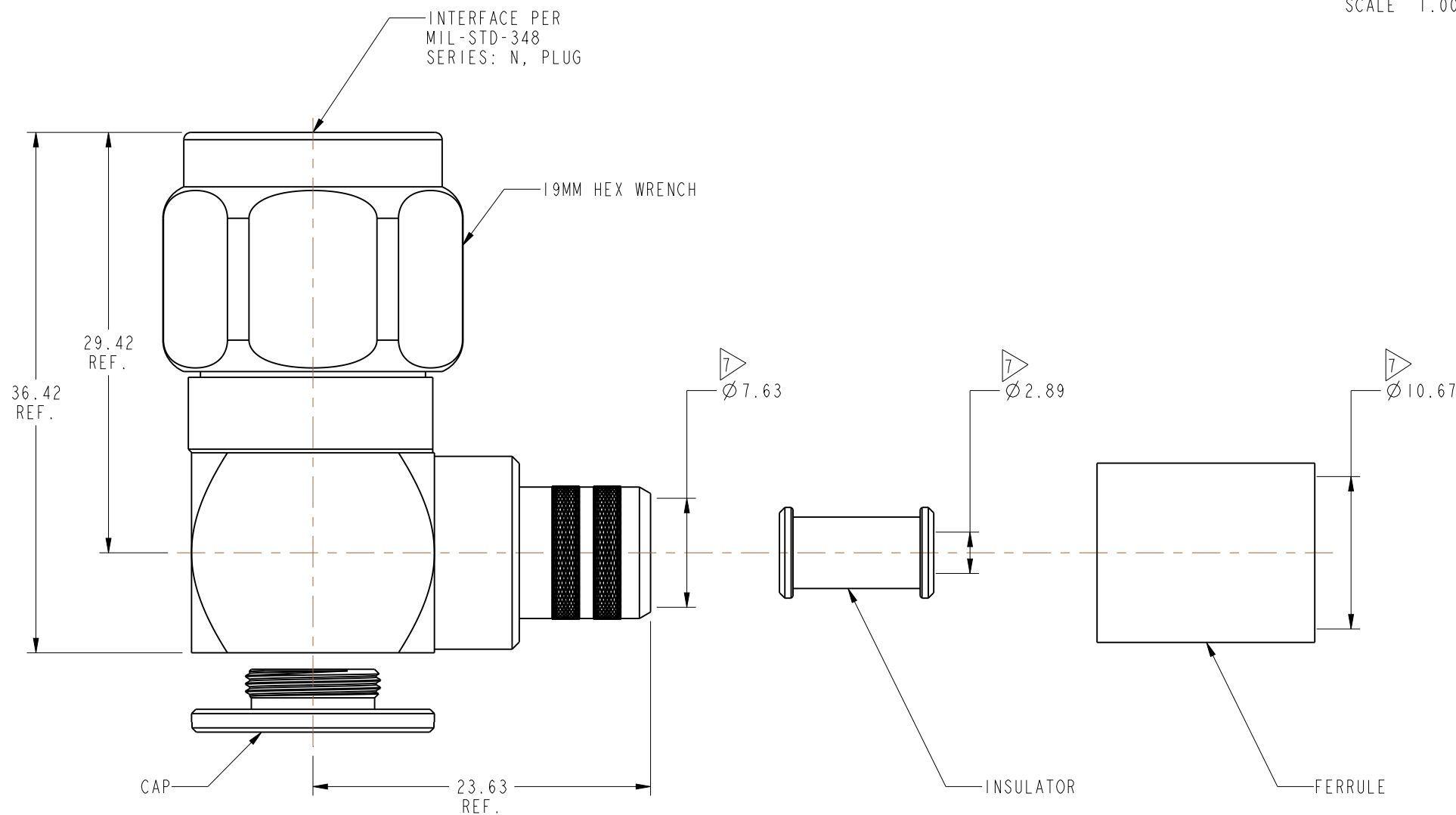
THIRD ANGLE PROJ.

REVISIONS

REV	DESCRIPTION	DATE	ECO	APPR
A	RELEASE TO MFG.	07-Jun-17	4004	BMG



SCALE 1.000



CUSTOMER OUTLINE DRAWING

ALL OTHER SHEETS ARE FOR INTERNAL USE ONLY

UNLESS OTHERWISE SPECIFIED, DIMENSIONS ARE IN METRIC AND TOLERANCES ARE: <0.5mm ± 0.05mm 0.5 - 6mm ± 0.1mm 6 - 30mm ± 0.2mm 30 - 120mm ± 0.3mm ANGLES ± 1° NOTICE - These drawings, specifications, or other data (1) are, and remain the property of Amphenol corp. (2) must be returned upon request; and (3) are confidential and not to be disclosed to any person other than those to whom they are given by Amphenol Corp. the furnishing of these drawings, specifications, or other data by Amphenol Corp., or to any other person to anyone for any purpose is not to be regarded by implication or otherwise in any manner licensing, granting rights to permitting such holder or any other person to manufacture, use or sell any product, process or design, patented or otherwise, that may in any way be related to or disclosed by said drawings, specifications, or other data.	MATERIAL SEE NOTES	DRAWN B. GREENBAUM	DATE 13-Jan-17	TITLE N, PLUG R/A FOR LMR-400 CABLE	Amphenol RF www.amphenolrf.com		
	REFERENCE EAR # 7407	ENGINEER B. GREENBAUM	DATE 13-Jan-17		SCALE: 2.5:1.0	SHEET 2 OF 2	DRAWING NO. 82-6641
	CONFIGURATION LEVEL: In Work	APPROVED K. CAPOZZI	DATE 07-Jun-17	CAD FILE	DWG SIZE B	REV A	ITEM NO. 82-6641
	FINISH						PART NO. 82-6641