



Chipsmall Limited consists of a professional team with an average of over 10 year of expertise in the distribution of electronic components. Based in Hongkong, we have already established firm and mutual-benefit business relationships with customers from,Europe,America and south Asia,supplying obsolete and hard-to-find components to meet their specific needs.

With the principle of “Quality Parts,Customers Priority,Honest Operation,and Considerate Service”,our business mainly focus on the distribution of electronic components. Line cards we deal with include Microchip,ALPS,ROHM,Xilinx,Pulse,ON,Everlight and Freescale. Main products comprise IC,Modules,Potentiometer,IC Socket,Relay,Connector.Our parts cover such applications as commercial,industrial, and automotives areas.

We are looking forward to setting up business relationship with you and hope to provide you with the best service and solution. Let us make a better world for our industry!



Contact us

Tel: +86-755-8981 8866 Fax: +86-755-8427 6832

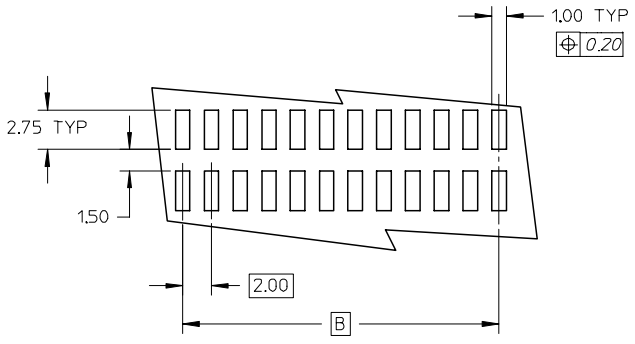
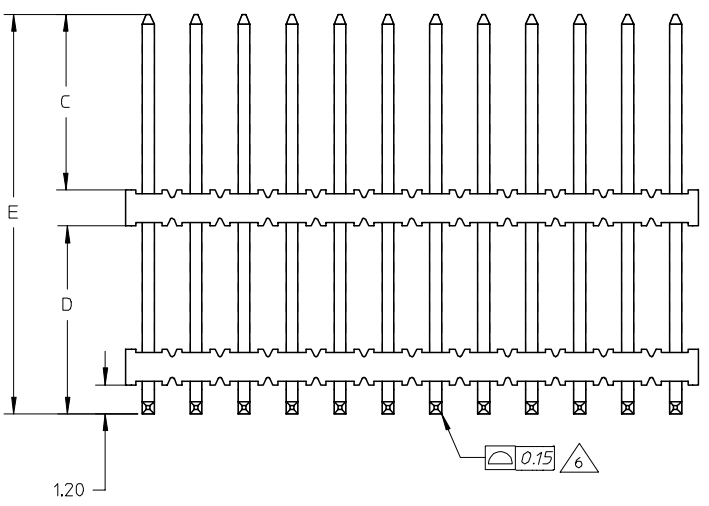
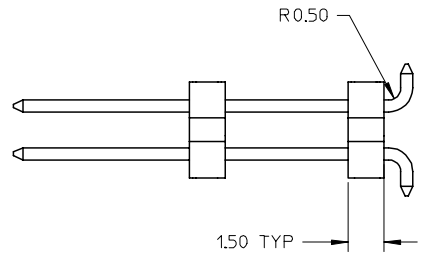
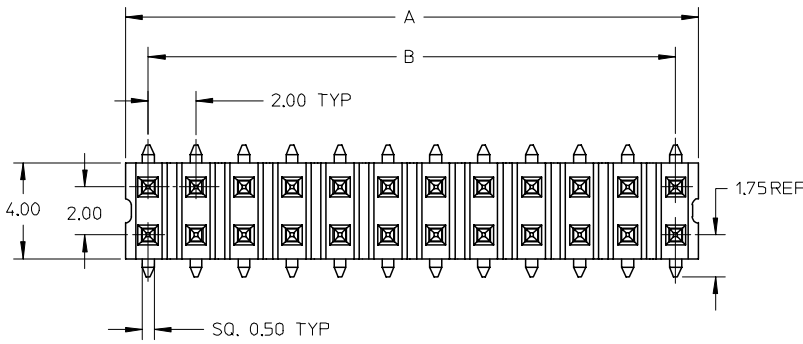
Email & Skype: info@chipsmall.com Web: www.chipsmall.com

Address: A1208, Overseas Decoration Building, #122 Zhenhua RD., Futian, Shenzhen, China



87762

PART NO.	CKT SIZE	DIMENSION				
		A	B	C	D	E
87762-0003	24	23.90	22.00	7.32	6.63	15.45
87762-0006	24	23.90	22.00	7.90	11.20	20.60
87762-0010	26	25.90	24.00	7.90	11.20	20.60



RECOMMENDED PCB PATTERN

NOTE:

1. PRODUCT SPECIFICATION PS-87761-001 APPLIES.
2. MATERIAL:
HSG: NYLON 4/6, 30% GF, UL94V-0, COLOUR BLACK
PIN: BRASS, SQ 0.50MM
3. RECOMMENDED PC BOARD THICKNESS IS 1.60±0.10 MM.
4. PLATING FINISH:
0.38um MIN GOLD IN CONTACT AREA
TIN IN SOLDER TAIL AREA
BOTH OVER NICKEL
5. PART TO BE PACKED IN TRAY
6. COPLANARITY IS TO BE MEASURED BY RESTING THE SOLDER TAIL ON A GAUGE SURFACE.
7. FOR ILLUSTRATION PURPOSE, 26 CKT IS USED.

EC NO: S2005-0220 DRWN:KSEE 2004/09/14 CHKD:PTLIM 2004/09/14 APPR:SKTOH 2004/09/14	QUALITY SYMBOLS	GENERAL TOLERANCES (UNLESS SPECIFIED)		SCALE NTS	DESIGN UNITS METRIC	THIRD ANGLE PROJECTION	REVISE ON CAD ONLY	
	▼ = 0 ▽ = 0	4 PLACES	mm	INCH	DIMENSION STYLE MM ONLY		TITLE	
		3 PLACES	± ---	± ---	DRAWN BY	DATE		
		2 PLACES	± 0.20	± ---	KSEE	2003/09/15		
1 PLACE	± ---	± ---	CHECKED BY	DATE	MOLEX INCORPORATED			
REV	A1	DESCRIPTION	ANGULAR ± 3 °	APPROVED BY	DATE	MATERIAL NO.	DOCUMENT NO.	SHEET NO.
			DRAFT WHERE APPLICABLE	SKTOH	2003/09/29	SEE TABLE	SD-87762-025	1 OF 1
			MUST REMAIN WITHIN DIMENSIONS	THIS DRAWING CONTAINS INFORMATION THAT IS PROPRIETARY TO MOLEX INCORPORATED AND SHOULD NOT BE USED WITHOUT WRITTEN PERMISSION				