



Chipsmall Limited consists of a professional team with an average of over 10 year of expertise in the distribution of electronic components. Based in Hongkong, we have already established firm and mutual-benefit business relationships with customers from,Europe,America and south Asia,supplying obsolete and hard-to-find components to meet their specific needs.

With the principle of “Quality Parts,Customers Priority,Honest Operation,and Considerate Service”,our business mainly focus on the distribution of electronic components. Line cards we deal with include Microchip,ALPS,ROHM,Xilinx,Pulse,ON,Everlight and Freescale. Main products comprise IC,Modules,Potentiometer,IC Socket,Relay,Connector.Our parts cover such applications as commercial,industrial, and automotives areas.

We are looking forward to setting up business relationship with you and hope to provide you with the best service and solution. Let us make a better world for our industry!



## Contact us

Tel: +86-755-8981 8866 Fax: +86-755-8427 6832

Email & Skype: info@chipsmall.com Web: www.chipsmall.com

Address: A1208, Overseas Decoration Building, #122 Zhenhua RD., Futian, Shenzhen, China



### 885 Series Fuse



#### Description



The 885 Nano<sup>2</sup>® Surface Mount Fuses are high voltage rated fuses with high interrupting current ratings at 450VDC/500VDC and 350VAC. It complies with IEC 60127-7 Standard.

#### Features

- Heat resistant plastic housing, UL 94 V-0
- Meets Littelfuse's Automotive qualifications\*
- Low voltage drop
- Internationally approved
- High pulse resistance
- Lead-free – compatible with lead-free solders and higher temperature profiles
- Available in ratings of 1A to 5A

\* Largely based on Littelfuse internal AECQ-200 test plan

#### Agency Approvals

AGENCY	AGENCY FILE NUMBER	AMPERE RANGE
	E10480	1A–5A
	R50395911	1A–5A

#### Electrical Characteristics for Series

% of Ampere Rating	Opening Time
125%	1 hour, Minimum
200%	2 minutes, Maximum
1000%	1 second, Maximum

#### Applications

- Automotive

#### Additional Information



Datasheet





Resources



Samples

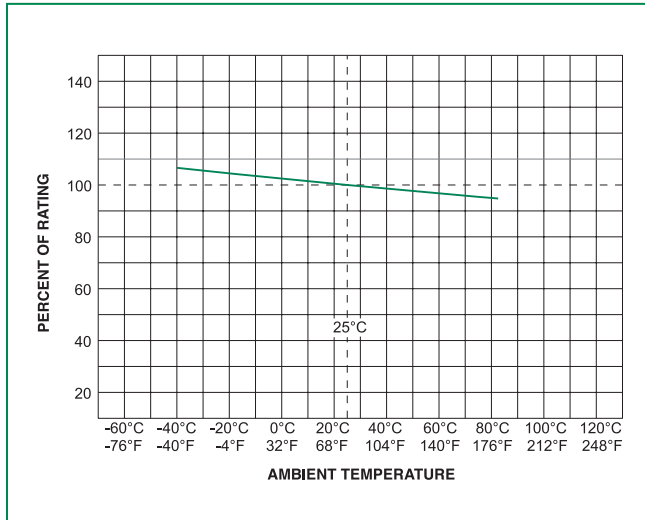
#### Electrical Specifications by Item

Ampere Rating (A)	Amp Code	Max Voltage Rating (V)	Interrupting Rating	Nominal Cold Resistance (Ohms) <sup>1</sup>	Nominal Melting I <sup>2</sup> t (A <sup>2</sup> sec)	Nominal Voltage Drop (mV)	Nom Power Dissipation (mW)	Agency Approvals	
									
1.00	001.	500	1500A @ 350VDC 100A @ 500VDC 100A @ 350VAC	0.0780	0.80	105	105	X	X
1.25	1.25			0.0630	1.25	105	131	X	X
1.60	01.6			0.0473	2.30	98	157	X	X
2.00	002.			0.0322	4.70	91	182	X	X
2.50	02.5	450	1500A @ 125VDC 100A @ 500VDC 100A @ 350VAC	0.0267	6.90	88	220	X	X
3.15	3.15			0.0196	13.35	79	249	X	X
4.00	004.			0.0152	21.30	79	316	X	X
5.00	005.		1500A @ 125VDC 100A @ 450VDC 100A @ 350VAC	0.0119	35.00	79	395	X	X

Notes:

1. Cold resistance measured at less than 10% of rated current at 23°C.
2. I<sup>2</sup>t values slated for 10xIn opening time
3. If you have special electrical characteristic needs, please contact Littelfuse to discuss application specific options.

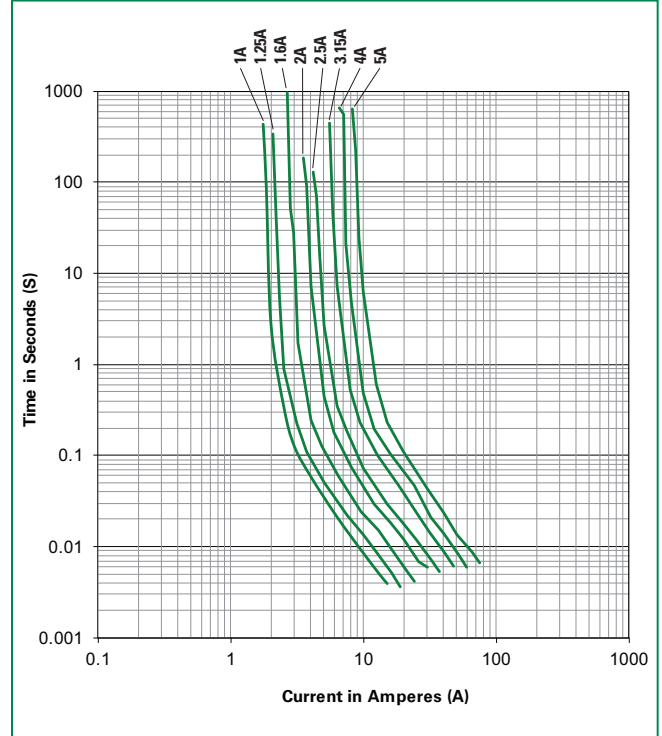
### Temperature Re-rating Curve



Note:

1. Re-rating depicted in this curve is in addition to the standard derating of 25% for continuous operation.

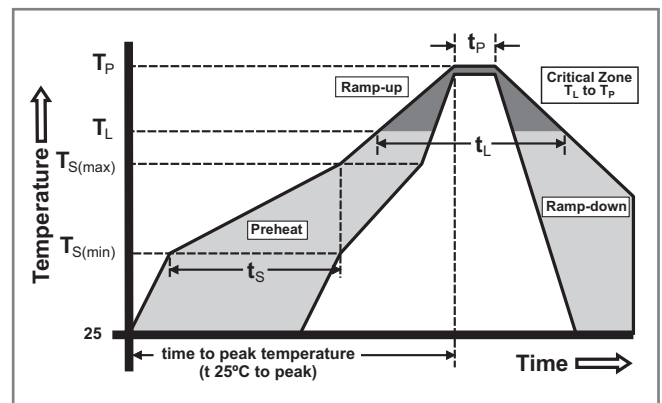
### Average Time Current Curves



### Soldering Parameters

Reflow Condition	Pb – Free assembly	
Pre Heat	- Temperature Min ( $T_{s(min)}$ )	150°C
	- Temperature Max ( $T_{s(max)}$ )	200°C
	- Time (Min to Max) ( $t_s$ )	60 – 120 secs
Average ramp up rate (Liquidus Temp ( $T_L$ ) to peak)		5°C/second max.
$T_{s(max)}$ to $T_L$ - Ramp-up Rate		5°C/second max.
Reflow	- Temperature ( $T_L$ ) (Liquidus)	217°C
	- Temperature ( $t_L$ )	60 – 90 seconds
Peak Temperature ( $T_p$ )		260 <sup>+0/-5</sup> °C
Time within 5°C of actual peak Temperature ( $t_p$ )		20 – 40 seconds
Ramp-down Rate		5°C/second max.
Time 25°C to peak Temperature ( $T_p$ )		8 minutes max.
Do not exceed		260°C

Wave Soldering Parameters	260°C Peak Temperature, 3 seconds max.
---------------------------	--

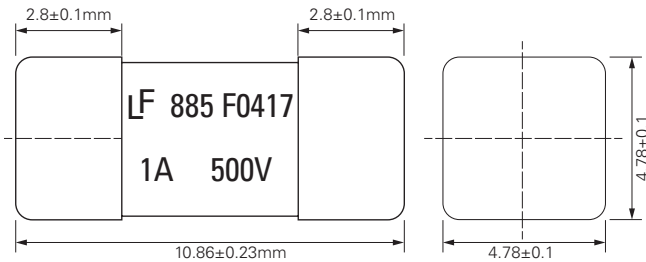


### Product Characteristics

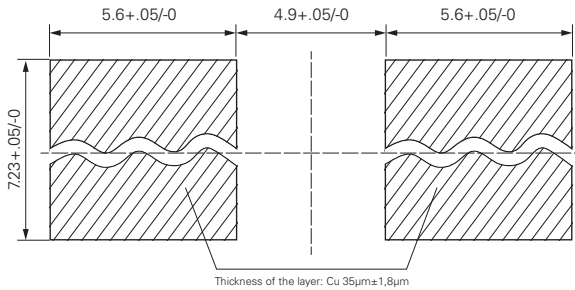
<b>Materials</b>	Body: Plastic UL 94 V-0 Cap: Tin Plated Brass
<b>Product Marking</b>	Body: Brand Logo, Current Rating, Voltage Rating, Series, Date Code
<b>Solderability</b>	JESD22-B102E Method 1
<b>Resistance to Soldering Heat</b>	MIL-STD-202 Method 210 Test Condition K

<b>Operating Temperature</b>	-40°C to +85°C with proper derating
<b>Climatic Category</b>	IEC60068-1, -2-1, -2-2, -2-78 (-40°C to +85°C/21 days)
<b>Vibration</b>	MIL-STD-202 Method 201 and 204
<b>Moisture Sensitivity Level</b>	J-STD-020, Level 1

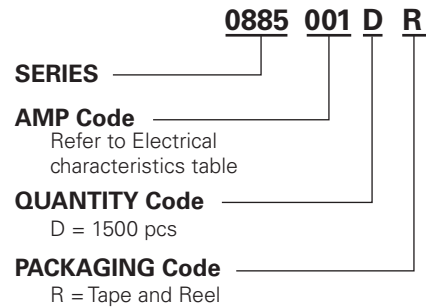
### Dimensions



Recommended Pad Layout



### Part Numbering System



### Packaging

Packaging Option	Packaging Specification	Quantity	Quantity & Packaging Code
Tape and Reel	EIA-481-D	1500	D

Disclaimer Notice - Information furnished is believed to be accurate and reliable. However, users should independently evaluate the suitability of and test each product selected for their own applications. Littelfuse products are not designed for, and may not be used in, all applications. Read complete Disclaimer Notice at [www.littelfuse.com/disclaimer-electronics](http://www.littelfuse.com/disclaimer-electronics).