



Chipsmall Limited consists of a professional team with an average of over 10 year of expertise in the distribution of electronic components. Based in Hongkong, we have already established firm and mutual-benefit business relationships with customers from,Europe,America and south Asia,supplying obsolete and hard-to-find components to meet their specific needs.

With the principle of "Quality Parts,Customers Priority,Honest Operation,and Considerate Service",our business mainly focus on the distribution of electronic components. Line cards we deal with include Microchip,ALPS,ROHM,Xilinx,Pulse,ON,Everlight and Freescale. Main products comprise IC,Modules,Potentiometer,IC Socket,Relay,Connector.Our parts cover such applications as commercial,industrial, and automotives areas.

We are looking forward to setting up business relationship with you and hope to provide you with the best service and solution. Let us make a better world for our industry!



Contact us

Tel: +86-755-8981 8866 Fax: +86-755-8427 6832

Email & Skype: info@chipsmall.com Web: www.chipsmall.com

Address: A1208, Overseas Decoration Building, #122 Zhenhua RD., Futian, Shenzhen, China



"High Frequency Ceramic Solutions"

900 MHz Balun

P/N 0900BL18B100

Detail Specification: 08/27/04

Page 1 of 2

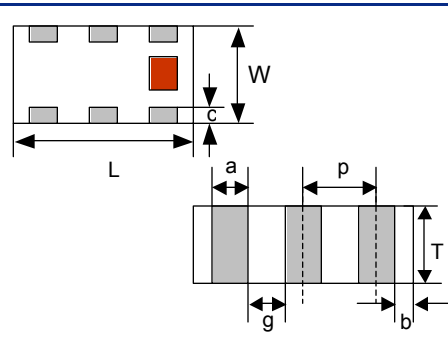
General Specifications

Part Number	0900BL18B100
Frequency (MHz)	800 - 1000
Unbalanced Impedance	50 Ω
Differential Balanced Imp.	100 Ω
Insertion Loss	1.0 dB max.
Return Loss	9.5 dB min.
Phase Difference (degree)	180 \pm 10
Amplitude Difference	2.0 dB max.

Operating Temperature	-40 to +85°C
Reel Quantity	3,000
Power Capacity	3 Watts max.

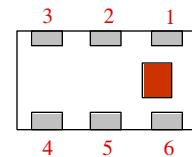
Mechanical Dimensions

	In	mm
L	0.126 \pm 0.006	3.20 \pm 0.15
W	0.063 \pm 0.006	1.60 \pm 0.15
T	0.033 \pm 0.004	0.85 \pm 0.10
a	0.022 \pm 0.006	0.55 \pm 0.15
b	0.014 \pm 0.006	0.35 \pm 0.15
c	0.012 +.004/-.008	0.30 +0.1/-0.2
g	0.016 \pm 0.006	0.40 \pm 0.15
p	0.039 \pm 0.004	1.00 \pm 0.10



Terminal Configuration

No.	Function
1	GND or DC feed
2	Unbalanced Port (1)
3	GND or DC feed
4	Balanced Port (2)
5	NC
6	Balanced Port (3)

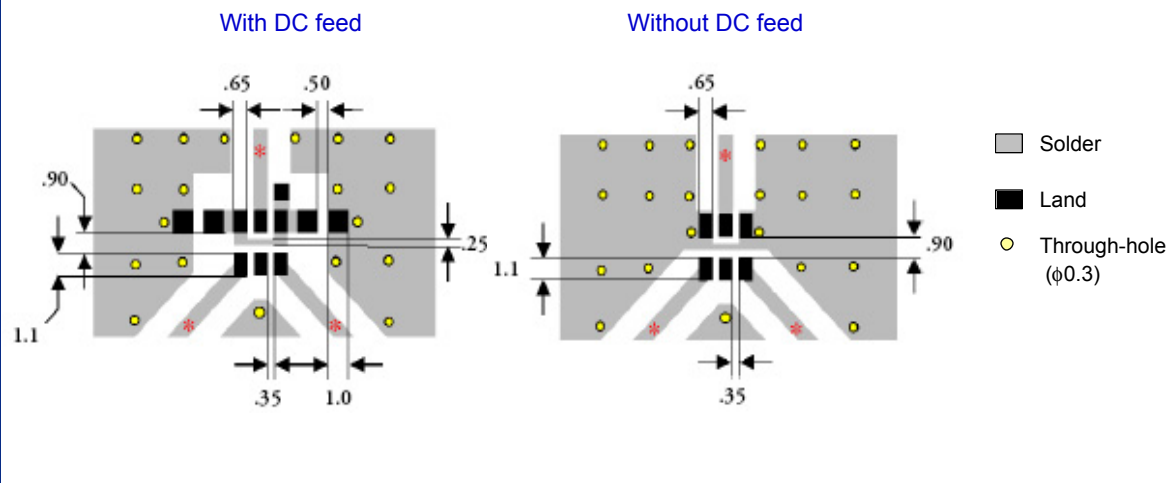


Mounting Considerations

Mount these devices with brown mark facing up.

* Line width should be designed to provide proper impedance matching characteristics.

Units: mm



Johanson Technology, Inc. reserves the right to make design changes without notice.
All sales are subject to Johanson Technology, Inc. terms and conditions.



www.johansontechnology.com

931 Via Alondra • Camarillo, CA 93012 • TEL 805.389.1166 FAX 805.389.1821

2003 Johanson Technology, Inc. All Rights Reserved

"High Frequency Ceramic Solutions"

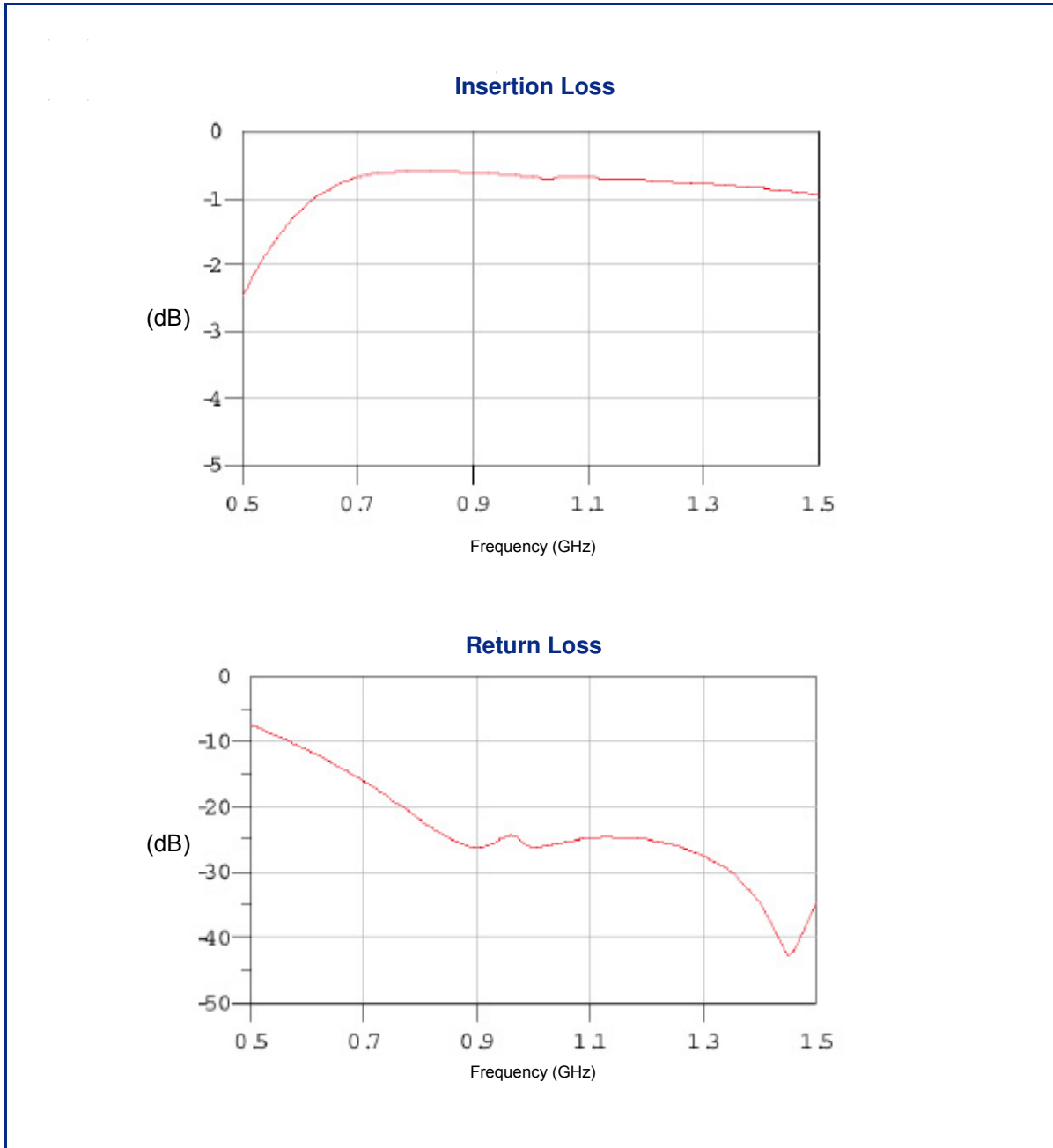
900 MHz Balun

P/N 0900BL18B100

Detail Specification: 08/27/04

Page 2 of 2

Typical Electrical Performance (T=25°C)



Johanson Technology, Inc. reserves the right to make design changes without notice.

All sales are subject to Johanson Technology, Inc. terms and conditions.



www.johansontechnology.com

931 Via Alondra • Camarillo, CA 93012 • TEL 805.389.1166 FAX 805.389.1821

2003 Johanson Technology, Inc. All Rights Reserved