



Chipsmall Limited consists of a professional team with an average of over 10 year of expertise in the distribution of electronic components. Based in Hongkong, we have already established firm and mutual-benefit business relationships with customers from,Europe,America and south Asia,supplying obsolete and hard-to-find components to meet their specific needs.

With the principle of “Quality Parts,Customers Priority,Honest Operation,and Considerate Service”,our business mainly focus on the distribution of electronic components. Line cards we deal with include Microchip,ALPS,ROHM,Xilinx,Pulse,ON,Everlight and Freescale. Main products comprise IC,Modules,Potentiometer,IC Socket,Relay,Connector.Our parts cover such applications as commercial,industrial, and automotives areas.

We are looking forward to setting up business relationship with you and hope to provide you with the best service and solution. Let us make a better world for our industry!



Contact us

Tel: +86-755-8981 8866 Fax: +86-755-8427 6832

Email & Skype: info@chipsmall.com Web: www.chipsmall.com

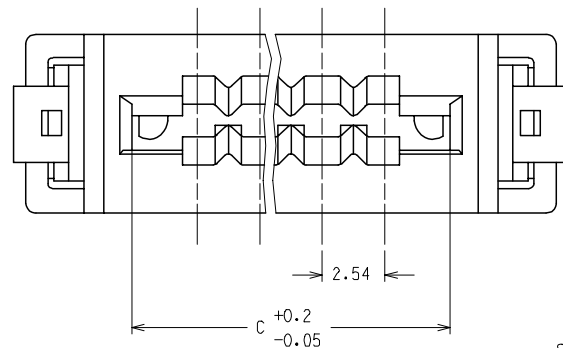
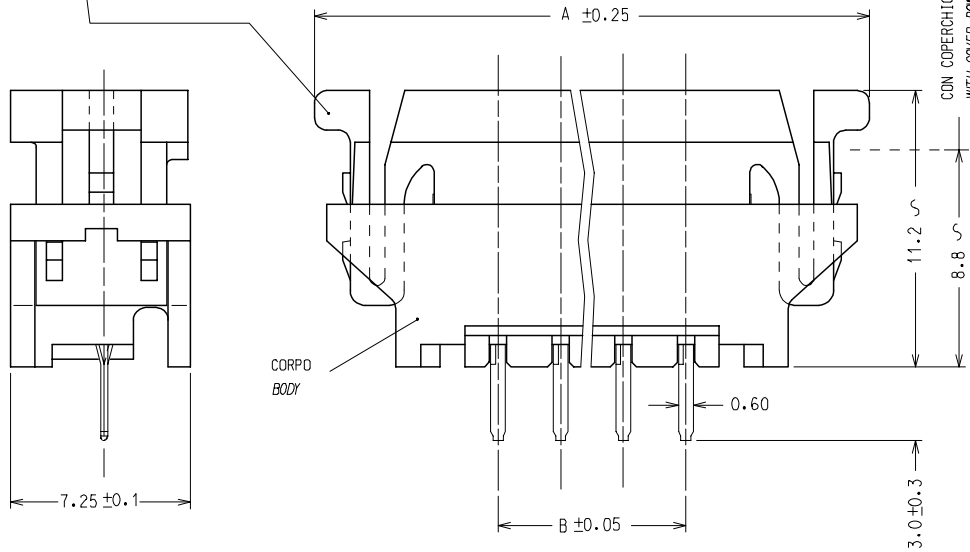
Address: A1208, Overseas Decoration Building, #122 Zhenhua RD., Futian, Shenzhen, China



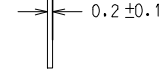
10 9 8 7 6 5 4 3 2 1

COPERCHIO
COVER

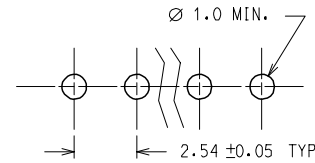
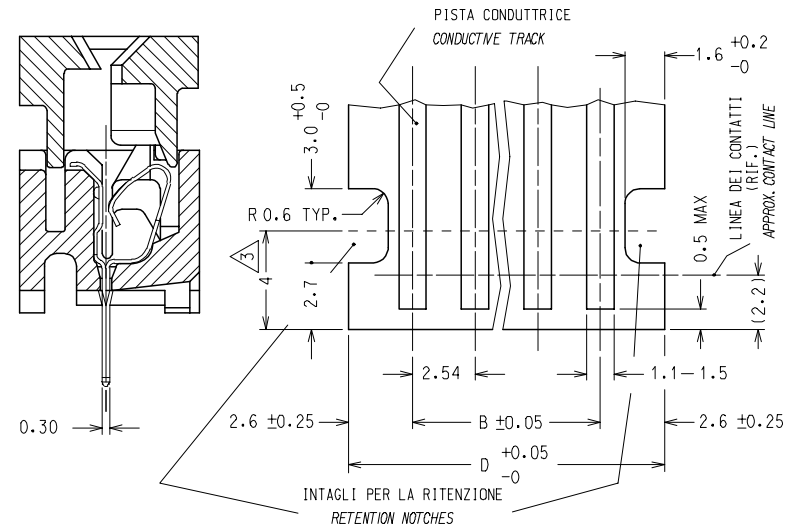
COPERCHIO ALZATO: I CONTATTI SONO APERTI PER UN AGEVOLE INSERIMENTO DEL CIRCUITO FLESSIBILE
COVER UP: CONTACTS ARE OPEN FOR AN EASY INSERTION OF THE FLEX CIRCUITRY
COPERCHIO ABBASSATO: I CONTATTI SONO PREMUTI CONTRO LE PISTE
COVER DOWN: CONTACTS ARE CLOSED ON THE TRACKS



CIRCUITO FLESSIBILE (SPESSORE TYPICO)
FLEX CIRCUITRY (TYPICAL THICKNESS)



PREPARAZIONE DEL CIRCUITO FLESSIBILE (ZONA DI CONNESSIONE)
FLAT FLEX CIRCUITRY PREPARATION (MATING TAIL)



CONFIGURAZIONE RACCOMANDATA SUL C. S.
RECOMMENDED P. C. BOARD HOLE DIMENSION

MATERIALI: CORPO E COPERCHIO: PBT NERO CARICATO F. V., UL 94 V0
CONTATTI: BRONZO FOSFOROSO DI SPESSORE 0.15 mm
PRESTAGNATO SALDABILE

MATERIALS: BODY AND COVER: BLACK G. F. PBT, UL 94 V0
CONTACTS: PHOSPHOR BRONZE SOLDERABLE TIN PREPLATED STRIP, 0.15 mm THICK

STD. DESCR.: FFC CONN VERT (insert contact number) CKT

NOTE: 1) IL PRODOTTO VIENE FORNITO IN TUBI (VEDI FOGLIO 2/2)
2) CARATTERISTICHE TECNICHE E FUNZIONALI COME DA PS 90500.
3) LUNGHEZZA MINIMA DI ESPOSIZIONE DELLE PISTE
4) SPQ: VEDERE FOGLIO 2/2

NOTE: 1) PRODUCT WILL BE SUPPLIED PACKAGED IN A TUBE (SEE SHEET 2/2)
2) TECHNICAL CHARACTERISTICS AS INDICATED IN PS90500.
3) MINIMUM EXPOSED LENGTH OF TRACKS
4) SPQ: SEE SHEET 2/2

EC NO: Z2005-0177	QUALITY SYMBOLS
DRWN: SBARBIERI 2005/05/19	▽=0
CHKD: RSANDANO 2005/05/20	∇=0
APPR: FBI SELLO 2005/05/20	
REV	
B1	

GENERAL TOLERANCES (UNLESS SPECIFIED)		DIMENSION STYLE MM ONLY		SCALE 5:1	DESIGN UNITS METRIC	FIRST ANGLE PROJECTION	
	mm	INCH	DRAWN BY SBARBIERI	DATE 2000/04/13	TITLE FFC CONNECTOR VERTICAL MOUNTING VERSION		
4 PLACES	±---	±---	CHECKED BY	DATE	MOLEX INCORPORATED		
3 PLACES	±---	±---	DATE				
2 PLACES	±0.05	±---	APPROVED BY	DATE	DOCUMENT NO. SD-90500-001		
1 PLACE	±0.10	±---	DATE		SHEET NO. 1 OF 2		
ANGULAR ±---°			MATERIAL NO.				
DRAFT WHERE APPLICABLE MUST REMAIN WITHIN DIMENSIONS		SEE SHT 2/2					
SIZE A3		THIS DRAWING CONTAINS INFORMATION THAT IS PROPRIETARY TO MOLEX INCORPORATED AND SHOULD NOT BE USED WITHOUT WRITTEN PERMISSION					

9 8 7 6 5 4 3 2 1

N° . DI CODICE PART. NO.	ATTREZZAGGIO TOOLING	N° . VIE CCT NO.	DIM "A"	DIM "B"	DIM "C"	DIM "D"	N° . CONN./TUBO CONN. NO./TUBE	N° . CONN./SCATOLA CONN. NO./BOX (SPQ)
90500-3002	NON ATTREZZATO NOT TOOLED	2						
90500-3003	"	3						
90500-3004	ATTREZZATO TOOLED	4	22.52	7.62	12.92	12.82	24	4320
90500-3005	"	5	25.06	10.16	15.46	15.36	21	3780
90500-3006	"	6	27.60	12.70	18.00	17.90	19	3420
90500-3007	"	7	30.14	15.24	20.54	20.44	17	3060
90500-3008	"	8	32.68	17.78	23.08	22.98	16	2880
90500-3009	"	9	35.22	20.32	25.62	25.52	15	2700
90500-3010	"	10	37.76	22.86	28.16	28.06	14	2520
90500-3011	"	11	40.30	25.40	30.70	30.60	13	2340
90500-3012	"	12	42.84	27.94	33.24	33.14	12	2160
90500-3013	"	13	45.38	30.48	35.78	35.68	11	1980
90500-3014	"	14	47.92	33.02	38.32	38.22	11	1980
90500-3015	"	15	50.46	35.56	40.86	40.76	10	1800
90500-3016	"	16	53.00	38.10	43.40	43.30	10	1800
90500-3017	"	17	55.54	40.64	45.94	45.84	9	1620
90500-3018	"	18	58.08	43.18	48.48	48.38	9	1620
90500-3019	"	19	60.62	45.72	51.02	50.92	8	1440
90500-3020	"	20	63.16	48.26	53.56	53.46	8	1440

EC NO: Z2005-0177 DRWN:SBARBIER 2005/05/19 CHKD:RSANDANO 2005/05/20 APPR:FBISELLO 2005/05/20 REV DESCRIPTION	QUALITY SYMBOLS	GENERAL TOLERANCES (UNLESS SPECIFIED)	DIMENSION STYLE MM ONLY	SCALE ---	DESIGN UNITS METRIC	FIRST ANGLE PROJECTION																	
	▽=0 ∇=0	<table border="1"> <tr> <td></td> <td>mm</td> <td>INCH</td> </tr> <tr> <td>4 PLACES</td> <td>±---</td> <td>±---</td> </tr> <tr> <td>3 PLACES</td> <td>±---</td> <td>±---</td> </tr> <tr> <td>2 PLACES</td> <td>±0.05</td> <td>±---</td> </tr> <tr> <td>1 PLACE</td> <td>±0.10</td> <td>±---</td> </tr> <tr> <td colspan="3">ANGULAR ±---°</td> </tr> </table>		mm	INCH	4 PLACES	±---	±---	3 PLACES	±---	±---	2 PLACES	±0.05	±---	1 PLACE	±0.10	±---	ANGULAR ±---°			DRAWN BY SBARBIER DATE 2000/04/15 CHECKED BY RSANDANO DATE 2000/04/15 APPROVED BY FBISELLO DATE 2000/04/15 MATERIAL NO.	TITLE FFC CONNECTOR VERTICAL MOUNTING VERSION	MOLEX INCORPORATED DOCUMENT NO. SD-90500-001 SHEET NO. 2 OF 2
		mm	INCH																				
	4 PLACES	±---	±---																				
3 PLACES	±---	±---																					
2 PLACES	±0.05	±---																					
1 PLACE	±0.10	±---																					
ANGULAR ±---°																							
DRAFT WHERE APPLICABLE MUST REMAIN WITHIN DIMENSIONS	SEE TABLE	THIS DRAWING CONTAINS INFORMATION THAT IS PROPRIETARY TO MOLEX INCORPORATED AND SHOULD NOT BE USED WITHOUT WRITTEN PERMISSION																					
B1	SIZE A3																						