



Chipsmall Limited consists of a professional team with an average of over 10 year of expertise in the distribution of electronic components. Based in Hongkong, we have already established firm and mutual-benefit business relationships with customers from,Europe,America and south Asia,supplying obsolete and hard-to-find components to meet their specific needs.

With the principle of “Quality Parts,Customers Priority,Honest Operation,and Considerate Service”,our business mainly focus on the distribution of electronic components. Line cards we deal with include Microchip,ALPS,ROHM,Xilinx,Pulse,ON,Everlight and Freescale. Main products comprise IC,Modules,Potentiometer,IC Socket,Relay,Connector.Our parts cover such applications as commercial,industrial, and automotives areas.

We are looking forward to setting up business relationship with you and hope to provide you with the best service and solution. Let us make a better world for our industry!



## Contact us

Tel: +86-755-8981 8866 Fax: +86-755-8427 6832


Email & Skype: info@chipsmall.com Web: www.chipsmall.com

Address: A1208, Overseas Decoration Building, #122 Zhenhua RD., Futian, Shenzhen, China



Number of contacts

# 8

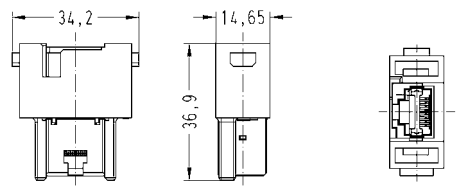


Identification	Part number		Drawing	Dimensions in mm
	Male insert (M)	Female insert (F)		

Female module  
(Gender Changer)  
for patch cable



09 14 001 4721



## Features

- Single module with completely shielded RJ45 metal block
- Cat 6 for all data pairs (all 8 pins)
- Conforming to the RoHS directive
- The RJ45 inserts are protected by a reliable plastic insulator
- Patch cables are assembled/removed without tools

## Technical characteristics

Specifications	DIN EN 60 664-1 DIN EN 61 984
----------------	----------------------------------

### Inserts

Number of contacts	8
Electrical data acc. to EN 61 984	<b>1 A 50 V 0.8 kV 3</b>
Rated current	1 A
Rated voltage	50 V
Rated impulse voltage	0.8 kV
Pollution degree	3
Transmission features	Category 6 / Class E up to 250 MHz; acc. to ISO/IEC 24 702 or and ISO/IEC 11 801
Transmission rate	10/100/1000 Mbit/s
Insulation resistance	$\geq 10^{10} \Omega$
Material	polycarbonate
Limiting temperatures	-40 °C ... +85 °C
Flammability acc. to UL 94	V 0
Mechanical working life - mating cycles	$\geq 500$

Number of contacts

8

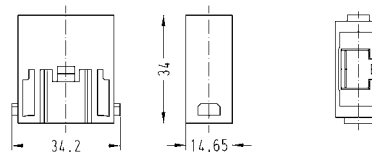


Identification	Part number	Drawing	Dimensions in mm
----------------	-------------	---------	------------------

Male module  
for patch cable



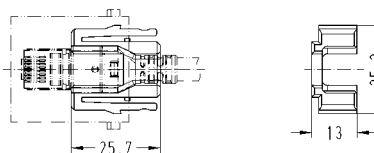
09 14 001 4623



Adapter  
for HARTING patch cable



09 14 000 9966

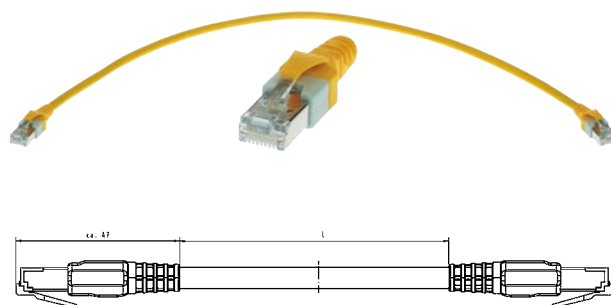


Identification	Part number	Drawing	Dimensions in mm
----------------	-------------	---------	------------------

Cat. 5e RJ45 patch cable

- |        |       |
|--------|-------|
|        | 0,2 m |
|        | 0,3 m |
|        | 0,4 m |
| Length | 0,5 m |
|        | 0,6 m |
|        | 0,7 m |
|        | 0,8 m |
|        | 0,9 m |
|        | 1,0 m |
|        | 1,5 m |
|        | 2,0 m |
|        | 2,5 m |
|        | 3,0 m |
|        | 4,0 m |
|        | 4,0 m |
|        | 5,0 m |
|        | 6,0 m |
|        | 7,0 m |
|        | 7,5 m |
|        | 8,0 m |
|        | 9,0 m |
|        | 10 m  |
|        | 15 m  |
|        | 20 m  |


- |                |
|----------------|
| 09 47 474 7001 |
| 09 47 474 7002 |
| 09 47 474 7003 |
| 09 47 474 7004 |
| 09 47 474 7005 |
| 09 47 474 7006 |
| 09 47 474 7007 |
| 09 47 474 7008 |
| 09 47 474 7009 |
| 09 47 474 7010 |
| 09 47 474 7011 |
| 09 47 474 7012 |
| 09 47 474 7013 |
| 09 47 474 7014 |
| 09 47 474 7015 |
| 09 47 474 7016 |
| 09 47 474 7017 |
| 09 47 474 7018 |
| 09 47 474 7019 |
| 09 47 474 7020 |
| 09 47 474 7021 |
| 09 47 474 7022 |
| 09 47 474 7023 |



Cat. 6 RJ45 patch cable

- |        |       |
|--------|-------|
|        | 0,2 m |
|        | 0,3 m |
|        | 0,4 m |
| Length | 0,5 m |
|        | 0,6 m |
|        | 0,7 m |
|        | 0,8 m |
|        | 0,9 m |
|        | 1,0 m |
|        | 1,5 m |
|        | 2,0 m |
|        | 2,5 m |
|        | 3,0 m |
|        | 4,0 m |
|        | 4,0 m |
|        | 5,0 m |
|        | 6,0 m |
|        | 7,0 m |
|        | 7,5 m |
|        | 8,0 m |
|        | 9,0 m |
|        | 10 m  |
|        | 15 m  |
|        | 20 m  |

- |                |
|----------------|
| 09 47 474 7101 |
| 09 47 474 7102 |
| 09 47 474 7103 |
| 09 47 474 7104 |
| 09 47 474 7105 |
| 09 47 474 7106 |
| 09 47 474 7107 |
| 09 47 474 7108 |
| 09 47 474 7109 |
| 09 47 474 7110 |
| 09 47 474 7111 |
| 09 47 474 7112 |
| 09 47 474 7113 |
| 09 47 474 7114 |
| 09 47 474 7115 |
| 09 47 474 7116 |
| 09 47 474 7117 |
| 09 47 474 7118 |
| 09 47 474 7119 |
| 09 47 474 7120 |
| 09 47 474 7121 |
| 09 47 474 7122 |
| 09 47 474 7123 |



## Features

- Locking lever protection for RJ45 connector latch
- Very short plug design in combination with robust bend protection
- RoHS compliant
- Fully EMC screened (aluminium-clad foil and braid)

## Technical characteristics

Specifications	ISO/IEC 24 702 ISO/IEC 11 801 ISO/IEC 61 935-2
----------------	--

### Cat. 5 e RJ45 patch cable

Transmission features	Category 5 / Class D up to 100 MHz; acc. to ISO/IEC 24 702 or ISO/IEC 11 801
Transmission rate	10/100/1000 Mbit/s
Cable type	1:1 EIA/TIA 568 B, 8 poles
Material cables	SF/UTP, PUR, yellow
Limiting temperatures	
- mobile	0 °C ... +60 °C
- stationary	-40 °C ... +80 °C
Flammability	flame retardant, halogen-free
Degree of protection	IP 20

### Cat. 6 RJ45 patch cable

Transmission features	Category 6 / Class E up to 250 MHz; acc. to ISO/IEC 24 702 or ISO/IEC 11 801
Transmission rate	10/100/1000 Mbit/s
Cable type	1:1 EIA/TIA 568 B, 8 poles
Material cables	SF/UTP, PUR, yellow
Limiting temperatures	
- mobile	0 °C ... +60 °C
- stationary	-20 °C ... +80 °C
Flammability	flame retardant, halogen-free
Degree of protection	IP 20

Number of contacts

4 / 8

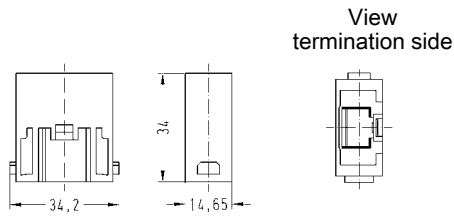


Identification	Part number Male insert (M)	Drawing	Dimensions in mm
----------------	--------------------------------	---------	------------------

Male Module  
for RJ Industrial



09 14 001 4623

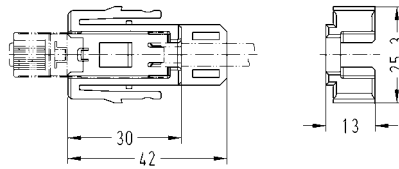


Han-Modular® RJ Industrial RJ45 connector set

Cat. 5  
4 pins for AWG 24 ... 22  
4 pins for AWG 26



09 45 400 1100  
09 45 400 1109



Cat. 6  
Gigalink, 8 pins, white  
Gigalink, 8 pins, blue



09 45 400 1500  
09 45 400 1510

Cat. 6  
10G, 8 pins,



09 45 400 1560

Set consists of the relevant RJ45 insert and the suitable adapter for Han® RJ45 module, male.

HARTING RJ Industrial® Gigalink Assembly tool

09 45 800 0500



## Features

### Han-Modular® RJ Industrial RJ45 connector set

- Conforming to the RoHS directive
- 360° shielded contact
- Field assembly without tools possible by means of HARAX® rapid termination in IDC technology
- Suitable for termination of massive and flexible wires

### Han-Modular® RJ Industrial Gigalink RJ45 connector set

- Conforming to the RoHS directive
- 360° shielded contact
- Field assembly by means of piercing contacts
- Suitable for termination of flexible wires

## Technical characteristics

Specifications	IEC 60 603-7 DIN EN 60 664-1 DIN EN 61 984
----------------	--

### HARTING RJ Industrial®, 4 pins

Number of contacts	4
Transmission features	Category 5 / Class D up to 100 MHz; acc. to ISO/IEC 11 801:2002 and EN 50 173-1
Transmission rate	10/100 Mbit/s
Wire termination	IDC contacts; without tools
Terminated cable	
- Conductor cross section	
flexible	AWG 24/7 ... AWG 22/7
solid	AWG 23/1 ... AWG 22/1
- Cable outside diameter	≤ 1.6 mm
Material insert	polyamide
Limiting temperatures	-40 °C ... +70 °C

### HARTING RJ Industrial® Gigalink, 8 pins

Number of contacts	8
Transmission features	Category 6 / Class E up to 250 MHz; acc. to ISO/IEC 11 801:2002 and EN 50 173-1
Transmission rate	10/100/1000 Mbit/s
Wire termination	Piercing contacts
Terminated cable	
- Conductor cross section	
flexible	AWG 28/7 ... AWG 24/7
- Cable outside diameter	≤ 1.05 mm
Material insert	polyamide
Limiting temperatures	-40 °C ... +70 °C

### HARTING RJ Industrial® 10G, 8 pins

Number of contacts	8
Transmission features	Category 6 / Class E up to 250 MHz; acc. to ISO/IEC 11 801:2002 and EN 50 173-1
Transmission rate	10/100/1000 Mbit/s
Wire termination	IDC contacts; without tools
Terminated cable	
- Conductor cross section	
flexible	AWG 27/7 ... AWG 22/7
solid	AWG 27/1 ... AWG 22/1
- Cable outside diameter	≤ 1.5 mm
Material insert	polyamide
Limiting temperatures	-40 °C ... +70 °C