



Chipsmall Limited consists of a professional team with an average of over 10 year of expertise in the distribution of electronic components. Based in Hongkong, we have already established firm and mutual-benefit business relationships with customers from,Europe,America and south Asia,supplying obsolete and hard-to-find components to meet their specific needs.

With the principle of “Quality Parts,Customers Priority,Honest Operation,and Considerate Service”,our business mainly focus on the distribution of electronic components. Line cards we deal with include Microchip,ALPS,ROHM,Xilinx,Pulse,ON,Everlight and Freescale. Main products comprise IC,Modules,Potentiometer,IC Socket,Relay,Connector.Our parts cover such applications as commercial,industrial, and automotives areas.

We are looking forward to setting up business relationship with you and hope to provide you with the best service and solution. Let us make a better world for our industry!




## Contact us

Tel: +86-755-8981 8866 Fax: +86-755-8427 6832

Email & Skype: info@chipsmall.com Web: www.chipsmall.com

Address: A1208, Overseas Decoration Building, #122 Zhenhua RD., Futian, Shenzhen, China

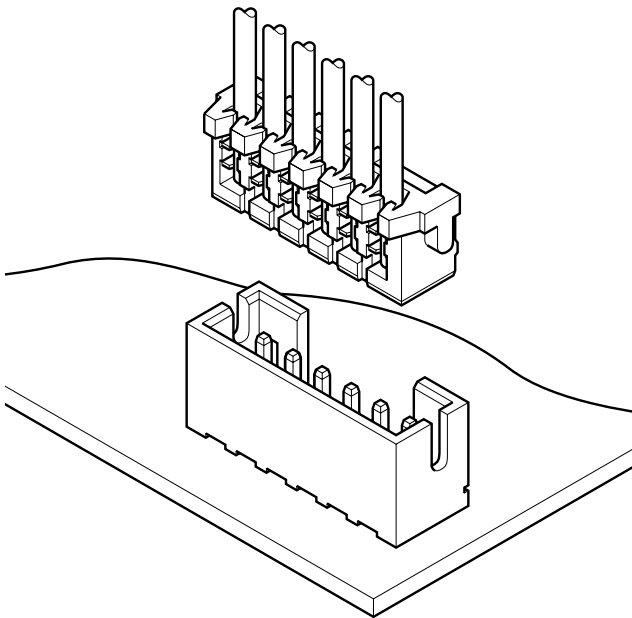




# KR CONNECTOR



2.0mm pitch/Disconnectable Insulation displacement connectors



The KR connector features a mounting height as low as 6.9mm and a thickness as thin as 4.8mm (for top entry type). It is suitable for interconnection of a wide range of electronic equipment such as VCRs, video cameras, car stereo systems and communication equipment.

- Folded beam double-leaf contact construction
- Twin U-slot insulation displacement section
- Strain relief
- Compatible with the PH crimp style connector
- Surface mount model (SMT)

## Specifications

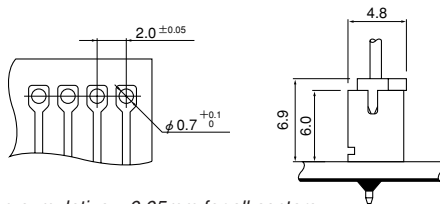
- Current rating: 1.0A AC, DC (AWG #26)
- Voltage rating: 100V AC, DC
- Temperature range: -25°C to +85°C  
(including temperature rise in applying electrical current)
- Contact resistance: Initial value/10m Ω max.  
After environmental testing/20m Ω max.
- Insulation resistance: 1,000M Ω min.
- Withstanding voltage: 800V AC/minute
- Applicable wire: UL1571, 1061 (Contact JST for details regarding other UL styles.)  
AWG #28, #26  
Conductor/7 strands, tin-coated  
Insulation O.D./0.9 to 1.0mm  
(The standard applicable wire for connectors having 13 circuits or more is UL 1061.)
- Applicable panel thickness: 0.8 to 1.6mm
- \* Compliant with RoHS.
- \* Refer to "General Instruction and Notice when using Terminals and Connectors" at the end of this catalog.
- \* Contact JST for details.

## Standards

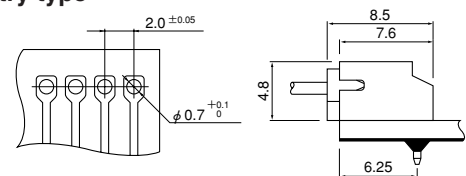
- Ⓜ Recognized E60389
- Ⓢ Certified LR20812
- Ⓡ R75088

### Through-hole type PC board layout (viewed from soldering side) and Assembly layout

#### Top entry type



#### Side entry type



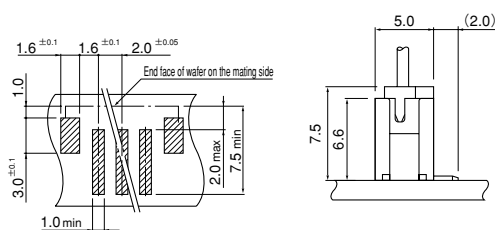
Note: 1. Tolerances are non-cumulative: ±0.05mm for all centers.

2. Hole dimensions differ according to the kind of PC board and piercing method. If PC board made of hard material are used, the hole dimensions should be larger. The hole dimensions above should serve as a guideline. Contact JST for details.

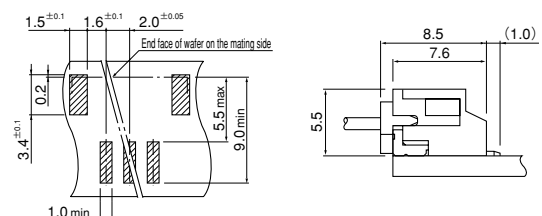
### SMT type PC board layout (viewed from component side) and Assembly layout

#### <SM4 type>

#### Top entry type



#### Side entry type

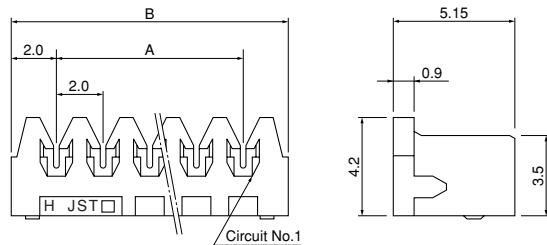


Note: 1. Tolerances are non-cumulative: ±0.05mm for all centers.

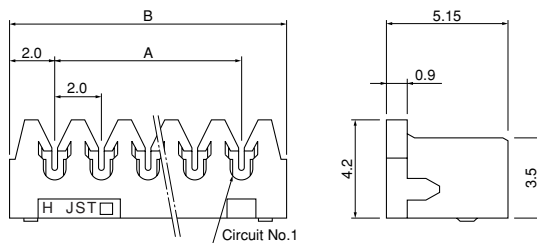
2. The dimensions above should serve as a guideline. Contact JST for details.

## Socket

### (2 to 12 circuits)



### (13 to 16 circuits)



Circuits	Model No. Normal type	Dimensions (mm)		Q'ty / box
		A	B	
2	<b>02KR-6H-P</b>	2.0	6.0	2,000
3	<b>03KR-6H-P</b>	4.0	8.0	2,000
4	<b>04KR-6H-P</b>	6.0	10.0	2,000
5	<b>05KR-6H-P</b>	8.0	12.0	2,000
6	<b>06KR-6H-P</b>	10.0	14.0	2,000
7	<b>07KR-6H-P</b>	12.0	16.0	1,000
8	<b>08KR-6H-P</b>	14.0	18.0	1,000
9	<b>09KR-6H-P</b>	16.0	20.0	1,000
10	<b>10KR-6H-P</b>	18.0	22.0	1,000
11	<b>11KR-6H-P</b>	20.0	24.0	1,000
12	<b>12KR-6H-P</b>	22.0	26.0	1,000
13	<b>13KR-6H-P</b>	24.0	28.0	500
14	<b>14KR-6H-P</b>	26.0	30.0	500
15	<b>15KR-6H-P</b>	28.0	32.0	500
16	<b>16KR-6H-P</b>	30.0	34.0	500

#### Material and Finish

Contact: Phosphor bronze, tin-plated (reflow treatment)  
Housing: 2 to 12 circuits/PA 66, UL94V-0, gray  
13 to 16 circuits/Glass-filled PA 66, UL94V-0, gray

#### RoHS compliance

<For reference> As the color identification,  
the following alphabet shall be put in the underlined part.  
For availability, delivery and minimum order quantity, contact JST.

ex. **02KR-6H-P**  
H...gray K...black E...blue R...red

## Shrouded header

The shrouded headers are interchangeable with those of the PH crimp style connectors and CR and KR insulation displacement connectors.