



Chipsmall Limited consists of a professional team with an average of over 10 year of expertise in the distribution of electronic components. Based in Hongkong, we have already established firm and mutual-benefit business relationships with customers from,Europe,America and south Asia,supplying obsolete and hard-to-find components to meet their specific needs.

With the principle of "Quality Parts,Customers Priority,Honest Operation,and Considerate Service",our business mainly focus on the distribution of electronic components. Line cards we deal with include Microchip,ALPS,ROHM,Xilinx,Pulse,ON,Everlight and Freescale. Main products comprise IC,Modules,Potentiometer,IC Socket,Relay,Connector.Our parts cover such applications as commercial,industrial, and automotives areas.

We are looking forward to setting up business relationship with you and hope to provide you with the best service and solution. Let us make a better world for our industry!



Contact us

Tel: +86-755-8981 8866 Fax: +86-755-8427 6832

Email & Skype: info@chipsmall.com Web: www.chipsmall.com

Address: A1208, Overseas Decoration Building, #122 Zhenhua RD., Futian, Shenzhen, China



Radial Leaded PTC

OZRN Series

HF **Pb** OZRN Series Fuse

RoHS 2 Compliant & Halogen-Free

Application

Wide variety of electronic equipment

Product Features

Very Low resistance, Very High hold current, Solid state, Radial leaded product ideal for up to 16V and Operating temperatures up to 125°C .

Operating (Hold Current) Range

500mA - 15A

Maximum Voltage

30VDC/16VDC

Temperature Range

-40°C to 125°C

Agency Approval

TUV (Std. EN60738-1-1, Cert. R50102187)

UL Component (Std. UL1434, File E305051)

UL Conditions of Acceptability:

1. These devices have been investigated for use in safety circuits and are suitable as a limiting device.
2. These devices have been calibrated to limit the current to 8 amps within 5 seconds, per ANSI/NFPA 70, "National Electrical Code".

LEAD FREE = **Pb**

HALOGEN FREE = **HF**



Electrical Characteristics (23°C)

	Part Number (Bulk)	Hold Current IH, A	Trip Current IT, A	Max Time to Trip @ 5xIH Seconds	Max Current Imax, A	Rated Voltage Vmax, Vdc	Typical Power Pd, W	Resistance Tolerance		Agency Approvals	
								Rmin Ohms	R1max Ohms	UL	TUV
A	OZRN0050FF1E	0.5	0.9	2.5	40	30	0.9	0.4800	1.1000	Y	Y
B	OZRN0070FF1E	0.7	1.4	3.2	40	30	1.4	0.3000	0.8000	Y	Y
C	OZRN0100FF1E	1.0	1.8	5.2	40	30	1.4	0.1800	0.4300	Y	Y
D	OZRN0200FF1E	2.0	3.8	3.0	100	16	1.4	0.0450	0.1100	Y	Y
E	OZRN0300FF1E	3.0	6.0	5.0	100	16	3.0	0.0330	0.0790	Y	Y
F	OZRN0400FF1E	4.0	7.0	5.0	100	16	3.3	0.0240	0.0600	Y	Y
G	OZRN0450FF1E	4.5	7.8	3.0	100	16	3.6	0.0220	0.0540	Y	Y
H	OZRN0550FF1E	5.5	10.0	6.0	100	16	3.5	0.0150	0.0370	Y	Y
I	OZRN0600FF1A	6.0	10.8	5.0	100	16	4.1	0.0130	0.0320	Y	Y
J	OZRN0650FF1A	6.5	12.0	5.5	100	16	4.3	0.0110	0.0260	Y	Y
K	OZRN0700FF1A	7.0	13.0	7.0	100	16	4.0	0.0100	0.0250	Y	Y
L	OZRN0750FF1A	7.5	13.1	7.0	100	16	4.5	0.0094	0.0220	Y	Y
M	OZRN0800FF1A	8.0	15.0	8.0	100	16	4.2	0.0080	0.0200	Y	Y
N	OZRN0900FF1A	9.0	16.5	10.0	100	16	5.0	0.0074	0.0170	Y	Y
O	OZRN1000FF1A	10.0	18.5	9.0	100	16	5.3	0.0062	0.0150	Y	Y
P	OZRN1100FF1A	11.0	20.0	11.0	100	16	5.5	0.0055	0.0130	Y	Y
Q	OZRN1300FF1A	13.0	24.0	13.0	100	16	6.9	0.0041	0.0100	Y	Y
R	OZRN1400FF1A	14.0	27.0	13.0	100	16	6.9	0.0030	0.0090	Y	Y
S	OZRN1500FF1A	15.0	28.0	20.0	100	16	7.0	0.0032	0.0092	Y	Y

IH Hold Current-maximum current at which the device will not trip in still air at 23°C.

IT Trip current-minimum current at which the device will always trip in still air at 23°C.

Imax Maximum fault current device can withstand without damage at rated voltage (Vmax).

Vmax Maximum voltage device can withstand without damage at its rated current.

Pd Typical power dissipated by device when in tripped state in 23 °C still air environment.

Rmin Minimum device resistance at 23°C.

R1max Maximum device resistance at 23°C, 1 hour after initial device trip, or after being soldered to PCB in end application.

Specifications subject to change without notice



a bel group

Bel Fuse Inc.
206 Van Vorst Street
Jersey City, NJ 07302 USA

+1 201.432.0463
Bel.US.CS@belf.com
belfuse.com/circuit-protection

Radial Leaded PTC

OZRN Series

HF  OZRN Series Fuse

RoHS 2 Compliant & Halogen-Free

PTC's - Basic Theory of Operation / "Tripped" Resistance Explanation

Fundamentally, a Bel PTC consists of a block of polymeric material containing conductive filler and bonded between two conductive, planar terminations.

At currents below the device I_{HOLD} rating, AND at temperatures below 100C, the PTC maintains a resistance value below its R₁ MAX rating.

As the device's temperature approaches 130C, either due to an increase in ambient temperature or a current exceeding its I_{TRIP} rating, volumetric expansion of the filled polymer breaks apart the majority of conductive pathways across the terminals created by chain contact of adjacent filler particles or device resistance increases sharply by several orders of magnitude.

At the much higher "Tripped" resistance, there is just enough leakage current to allow internal heating to "hold" the device in its tripped state (around 125C) until power is interrupted. Once power is removed, the PTC's core cools and contracts allowing conductive chains to reform and return the device to its low resistance state.

The catalog data for each device specifies a "Typical Power" value. This is the power required to exactly match the heat lost by the tripped device to its ambient surroundings at 23C. By Ohm's Law, power can be stated as: $W = E^2/R$. Thus the approximate resistance of a "Tripped" PTC can be determined by: $R = E^2/W$, where "E" is the voltage appearing across the PTC (usually the supply's open circuit voltage), and "W" is the Typical Power value for the particular PTC. Since the PPTC acts to maintain a constant internal temperature, its apparent resistance will change based upon applied voltage and, to a lesser degree, ambient conditions. Consider the following example....

A PTC with a Typical Power of 1 watt protecting a circuit using a 60V supply will demonstrate an apparent, tripped resistance "R" of:

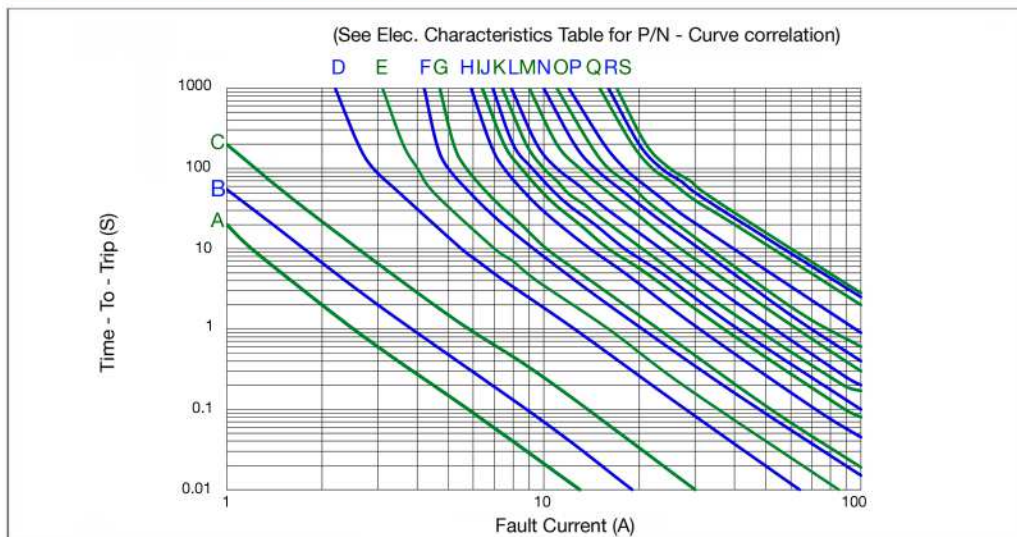
$$R = 60^2/1 = 3,600 \text{ ohms}$$

This same tripped device when used to protect a 12V circuit would now present an apparent resistance of:

$$R = 12^2/1 = 144 \text{ ohms}$$

The value for Typical Power is "typical" because any physical factors that affect heat loss (such as ambient temperature or air convection) will somewhat alter the level of power that the PTC needs to maintain its internal temperature. In short, PTCs do not exhibit a constant, quantifiable tripped resistance value.

Type Time - To - Trip at 23°C



Specifications subject to change without notice



Bel Fuse Inc.
206 Van Vorst Street
Jersey City, NJ 07302 USA

+1 201.432.0463
Bel.US.CS@belf.com
belfuse.com/circuit-protection

Radial Leaded PTC

OZRN Series

HF Pb OZRN Series Fuse

RoHS 2 Compliant & Halogen-Free

Physical Specifications

Lead material:

Matte tin plated copper, size / diameter as shown in Drawings and Table under Product Dimensions.

Soldering characteristics

MIL-STD-202, Method 208E.

Insulating coating

Flame retardant epoxy, meets UL-94-V-0 requirements.

PTC Marking

"bel" or "b", IH code and "RN".

Product Dimensions

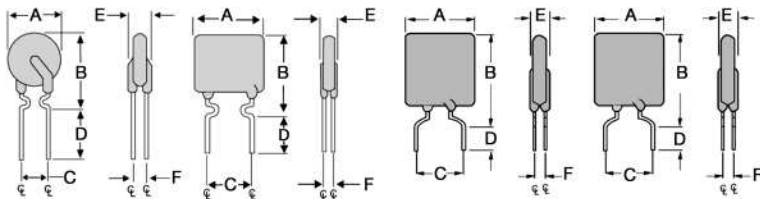


Fig.1

Lead Size : .24AWG

Φ 0.51 mm Diameter

Fig.2

Lead Size : .24AWG

Φ 0.51 mm Diameter

Fig.3

Lead Size : .20AWG

Φ 0.81 mm Diameter

Fig.4

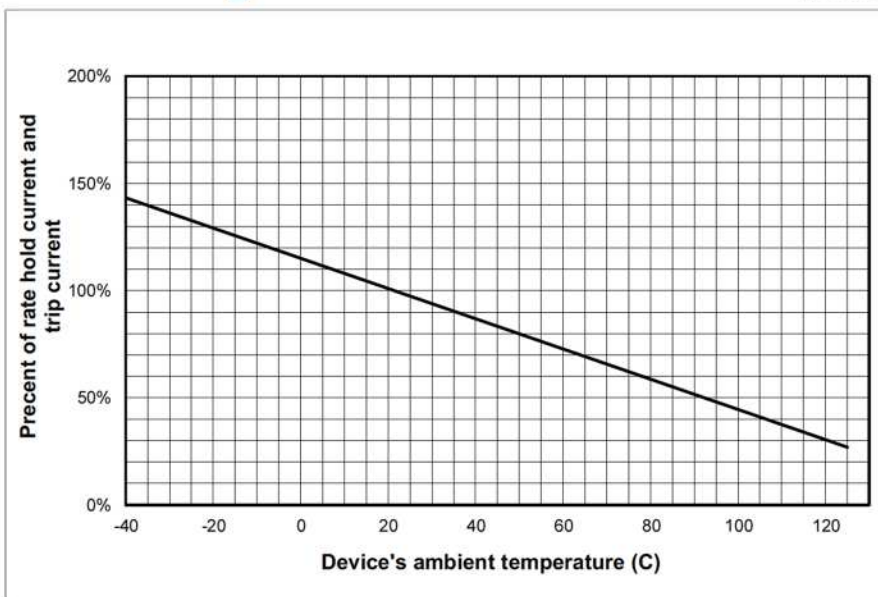
Lead Size : .18AWG

Φ 1.00 mm Diameter

All dimensions in mm.

Part Number	Fig.	A	B	C	D	E	F
		Max	Max	Typical	Min	Max	Typical
OZRN0050FF	1	7.4	12.7	5.1	7.6	3.0	1.2
OZRN0070FF	2	6.9	10.8	5.1	7.6	3.0	1.2
OZRN0100FF	1	9.7	13.6	5.1	7.6	3.0	1.2
OZRN0200FF	1	9.4	14.4	5.1	7.6	3.0	1.2
OZRN0300FF	3	8.8	13.8	5.1	7.6	3.0	1.2
OZRN0400FF	3	10.0	15.0	5.1	7.6	3.0	1.2
OZRN0450FF	3	10.4	15.6	5.1	7.6	3.0	1.2
OZRN0550FF	3	11.2	18.9	5.1	7.6	3.0	1.2
OZRN0600FF	3	11.2	21.0	5.1	7.6	3.0	1.2
OZRN0650FF	3	12.7	22.2	5.1	7.6	3.0	1.2
OZRN0700FF	3	14.0	21.9	5.1	7.6	3.0	1.2
OZRN0750FF	3	14.0	23.5	5.1	7.6	3.0	1.2
OZRN0800FF	3	16.5	22.5	5.1	7.6	3.0	1.2
OZRN0900FF	3	16.5	25.7	5.1	7.6	3.0	1.2
OZRN1000FF	3	17.5	26.5	10.2	7.6	3.0	1.2
OZRN1100FF	3	21.0	26.1	10.2	7.6	3.0	1.2
OZRN1300FF	4	23.5	28.7	10.2	7.6	3.6	1.4
OZRN1400FF	4	23.5	28.7	10.2	7.6	3.6	1.4
OZRN1500FF	4	23.5	28.7	10.2	7.6	3.6	1.4

Thermal Derating Curve



Cautionary Notes

1. Operation beyond the specified maximum ratings or improper use may result in damage and possible electrical arcing and/or flame.
2. These Polymer PTC (PPTC) devices are intended for protection against occasional overcurrent/ overtemperature fault conditions and may not be suitable for use in applications where repeated and/or prolonged fault conditions are anticipated.
3. Avoid contact of PTC device with chemical solvent. Prolonged contact may adversely impact the PTC performance.
4. These PTC devices may not be suitable for use in circuits with a large inductance, as the PTC trip can generate circuit voltage spikes above the PTC rated voltage.
5. These devices are intended for use in DC voltage applications only. Use in AC voltage applications should be first discussed with Bel Fuse engineering.
6. Not recommended for use on potted or conformal coated PCB's. Restriction of free air flow could affect electrical performance and/or result in device failure. Consult Bel Fuse engineering.
7. In the "Indeterminate Performance / grey zone", tripping may occur but cannot be relied upon. For special circumstances considering use within this region, consult Bel Fuse Engineering.

Specifications subject to change without notice



Bel Fuse Inc.
206 Van Vorst Street
Jersey City, NJ 07302 USA

+1 201.432.0463
Bel.US.CS@belf.com
belfuse.com/circuit-protection

Radial Leaded PTC

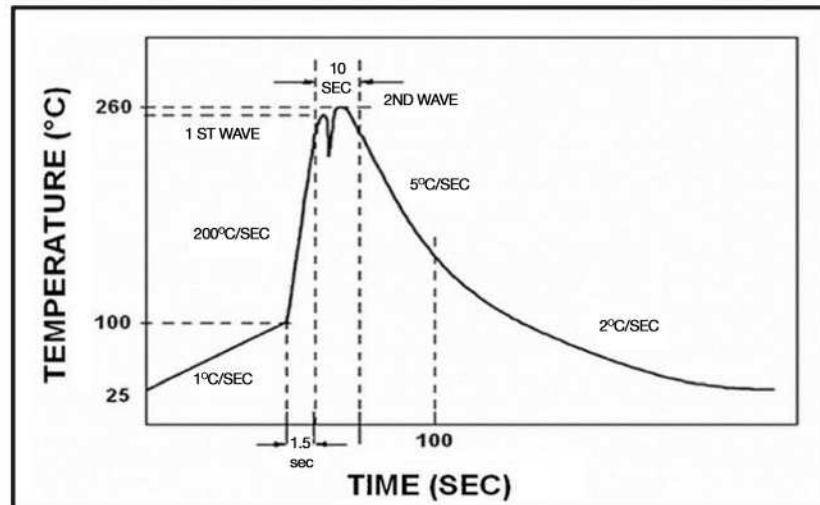
OZRN Series

HF Pb OZRN Series Fuse

RoHS 2 Compliant & Halogen-Free

Soldering Parameters

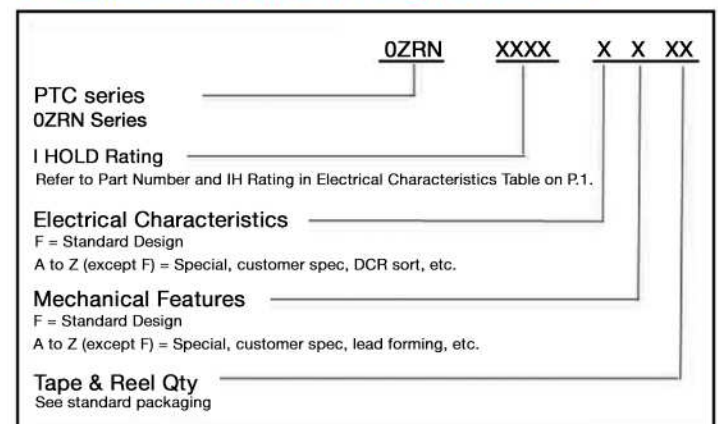
Lead-free Wave Soldering Profile	
Wave Solder Parameter	
Average ramp-up rate	200°C / second
Heating rate during preheat	typical 1 - 2°C / second Max 4°C / second
Final preheat temperature	within 125°C of soldering temperature
Peak temperature T_p	260°C
Time within +0°C / -5°C of actual peak temperature	10 seconds
Ramp-down rate	5°C / second max.



Standard Packaging

P/N	Bulk		Reel/Tape	
	Pcs/Box	P/N Code	Pcs/Reel	P/N Code
OZRN0050FF -	3000	1E	2500	2D
OZRN0400FF				
OZRN0450FF	3000	1E	1500	2B
OZRN0550FF	3000	1E	1500	2B
OZRN0600FF	1000	1A	1500	2B
OZRN0650FF -	1000	1A	N/A	N/A
OZRN1500FF				

P/N Explanation and Ordering Information



Specifications subject to change without notice



Bel Fuse Inc. +1 201.432.0463
206 Van Vorst Street Bel.US.CS@belf.com
Jersey City, NJ 07302 USA belfuse.com/circuit-protection