



Chipsmall Limited consists of a professional team with an average of over 10 year of expertise in the distribution of electronic components. Based in Hongkong, we have already established firm and mutual-benefit business relationships with customers from,Europe,America and south Asia,supplying obsolete and hard-to-find components to meet their specific needs.

With the principle of "Quality Parts,Customers Priority,Honest Operation,and Considerate Service",our business mainly focus on the distribution of electronic components. Line cards we deal with include Microchip,ALPS,ROHM,Xilinx,Pulse,ON,Everlight and Freescale. Main products comprise IC,Modules,Potentiometer,IC Socket,Relay,Connector.Our parts cover such applications as commercial,industrial, and automotives areas.

We are looking forward to setting up business relationship with you and hope to provide you with the best service and solution. Let us make a better world for our industry!



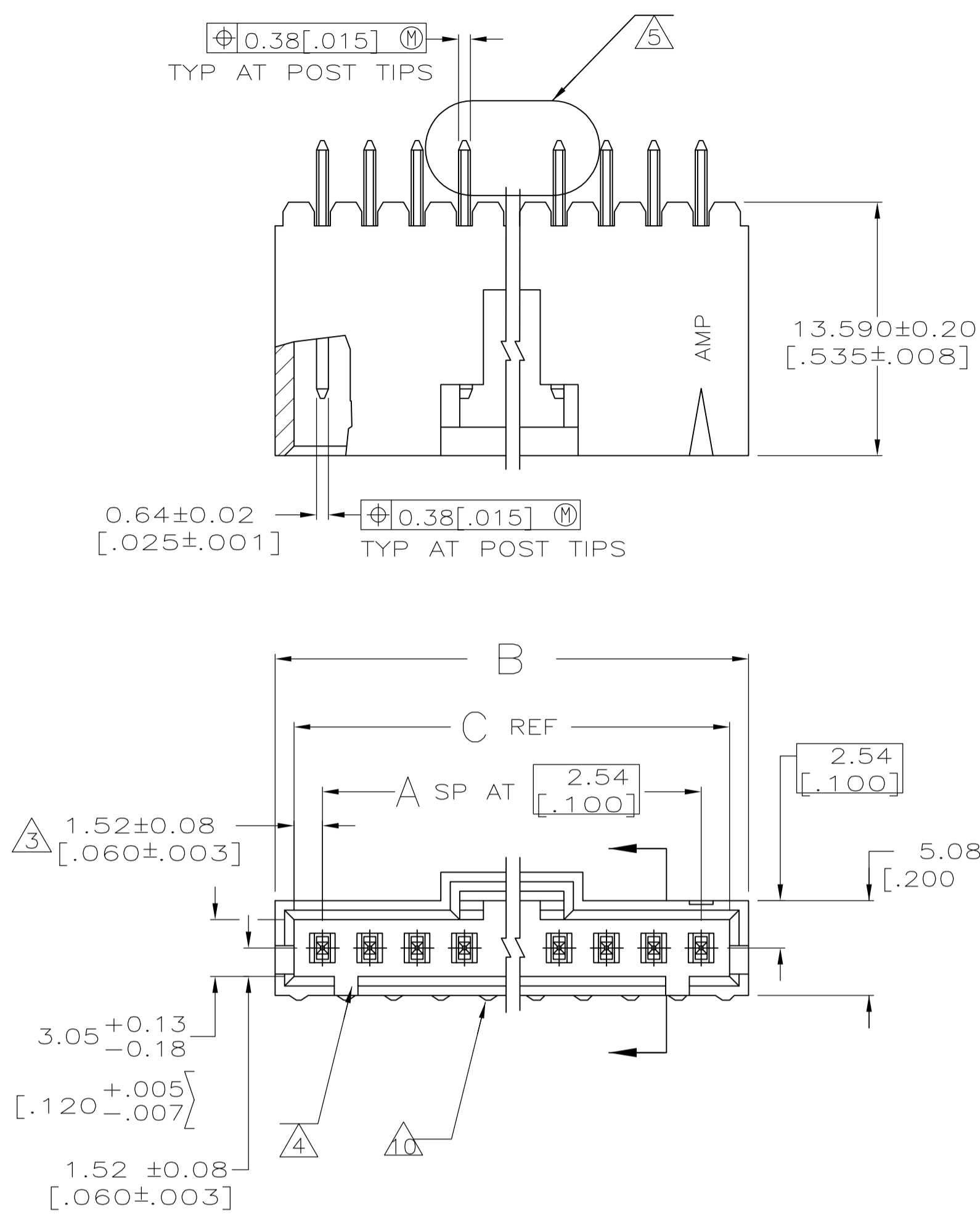
Contact us

Tel: +86-755-8981 8866 Fax: +86-755-8427 6832

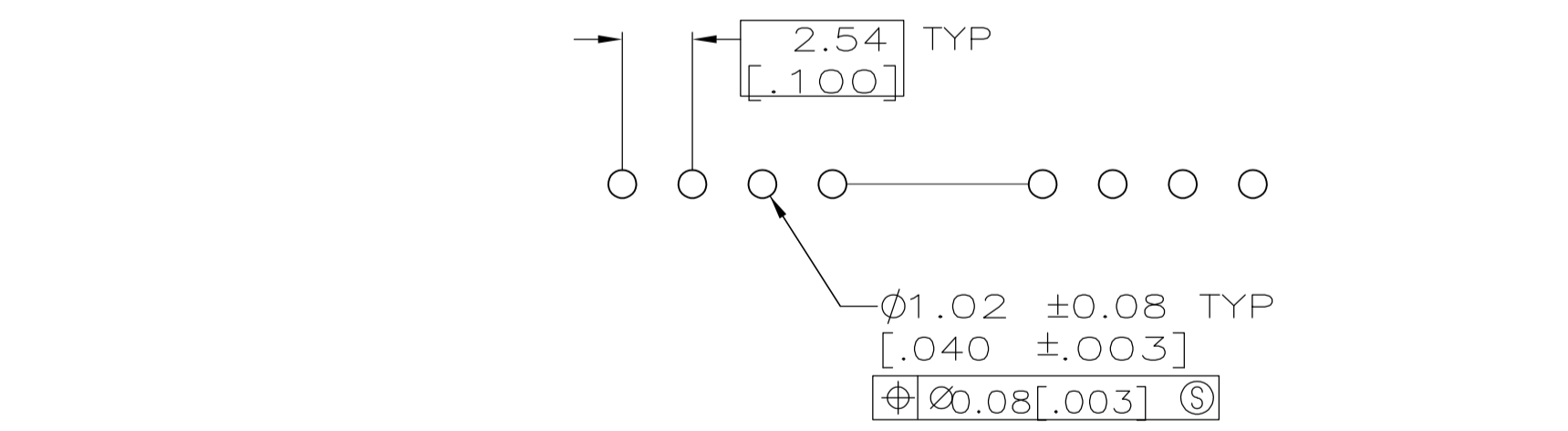
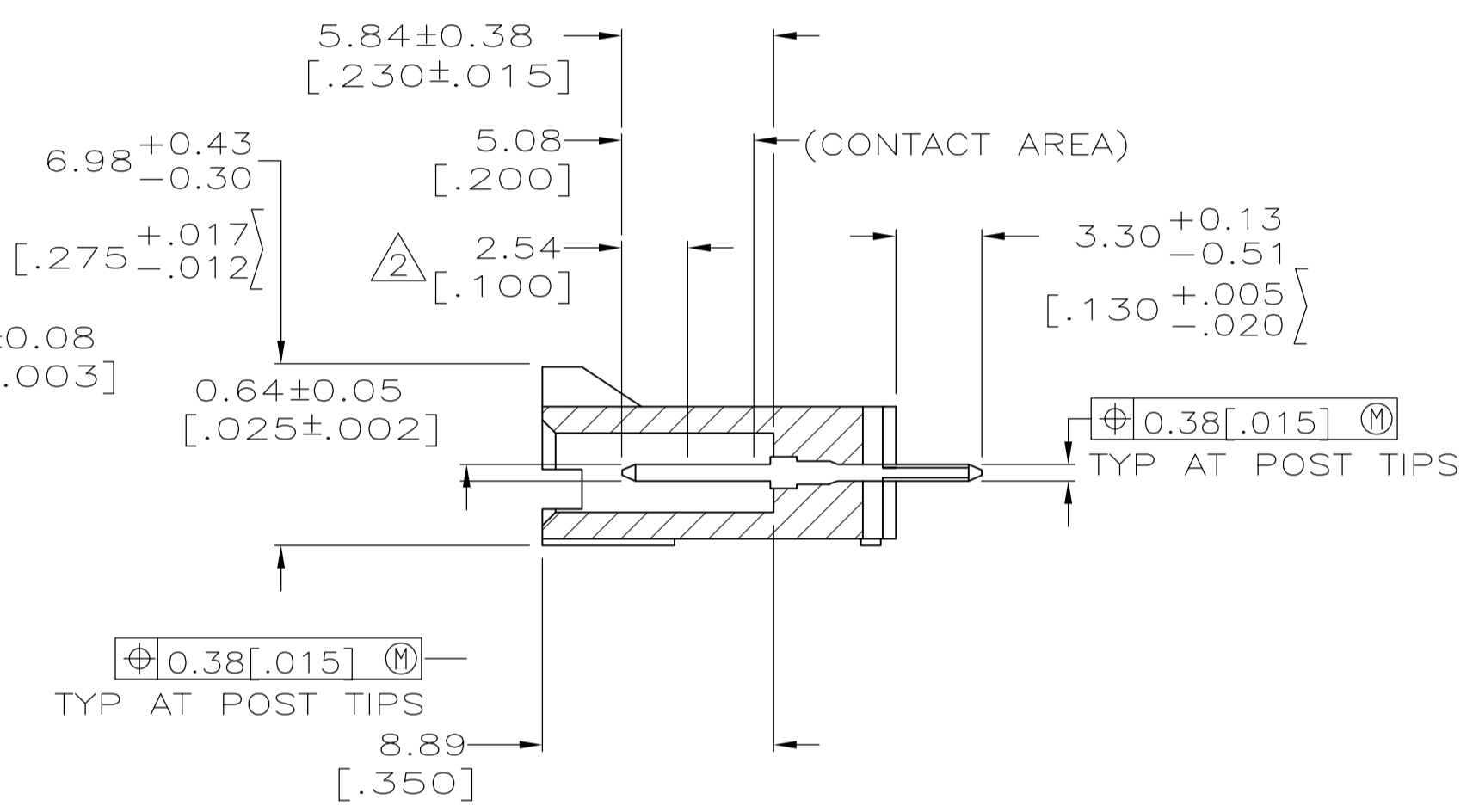
Email & Skype: info@chipsmall.com Web: www.chipsmall.com

Address: A1208, Overseas Decoration Building, #122 Zhenhua RD., Futian, Shenzhen, China





DETAIL Z
POST DETAIL TYP
2 POST MINIMUM



RECOMMENDED HOLE LAYOUT

- ① .000100 BRIGHT TIN-LEAD OVER .000050 NICKEL.
- ② POINT OF MEASUREMENT FOR PLATING THICKNESS.
- ③ THE NOTED DIMENSIONS APPLY AT THE INTERSECTION OF THE POST AND THE HOUSING.
- ④ ON ASSEMBLIES WITH FOUR OR MORE POSITIONS, TWO POLARIZATION SLOTS. ON ASSEMBLIES WITH TWO OR THREE POSITIONS, ONE POLARIZATION SLOT.
- ⑤ SELECT POST TAILS FORMED TO PROVIDE CONNECTOR HOLD DOWN UNTIL SOLDERED. CONFIGURATION ACCEPTS 0.69[.027]-2.03[.080] THICK PRINTED CIRCUIT BOARD. (SEE DETAIL Z).
- ⑥ .000100 BRIGHT TIN OVER .000050 NICKEL.
- ⑦ PRELIMINARY PART - NOT RELEASED FOR PRODUCTION.
- ⑧ .000100 MATTE TIN OVER .000050 NICKEL.
- ⑨ HIGH TEMPERATURE CONFIGURATION.
- ⑩ STANDOFFS NOT PRESENT ON UNDERSIDE OF ASSEMBLY
- ⑪ OBSOLETE PARTS: OBSOLETE CIS STREAMLINING PER D.RENAUD/D.SINISI

| | | | | | |
|---------|------------------|------------------|----|-------------|------------|
| ⑥ | 23.37 [.920] | 25.40 [1.000] | 8 | 9 | 3-103669-0 |
| ⑥ | 8.13 [.320] | 10.16 [.400] | 2 | 3 | 2-103669-9 |
| ⑥ | 15.75 [.620] | 17.78 [.700] | 5 | 6 | 2-103669-8 |
| ⑥ | 13.21 [.520] | 15.24 [.600] | 4 | 5 | 2-103669-7 |
| ⑥ | 10.67 [.420] | 12.70 [.500] | 3 | 4 | 2-103669-6 |
| ⑥ | 5.59 [.220] | 7.62 [.300] | 1 | 2 | 2-103669-5 |
| ①① | 64.01 [2.520] | 66.04 [2.600] | 24 | 25 | 2-103669-4 |
| ①① | 61.47 [2.420] | 63.50 [2.500] | 23 | 24 | 2-103669-3 |
| ①① | 58.93 [2.320] | 60.96 [2.400] | 22 | 23 | 2-103669-2 |
| ①① | 56.39 [2.220] | 58.42 [2.300] | 21 | 22 | 2-103669-1 |
| ①① | 53.85 [2.120] | 55.88 [2.200] | 20 | 21 | 2-103669-0 |
| ①① | 51.31 [2.020] | 53.34 [2.100] | 19 | 20 | 1-103669-9 |
| ①① | 48.77 [1.920] | 50.80 [2.000] | 18 | 19 | 1-103669-8 |
| ①① | 46.23 [1.820] | 48.26 [1.900] | 17 | 18 | 1-103669-7 |
| ①① | 43.69 [1.720] | 45.72 [1.800] | 16 | 17 | 1-103669-6 |
| ①① | 41.15 [1.620] | 43.18 [1.700] | 15 | 16 | 1-103669-5 |
| ①① | 38.61 [1.520] | 40.64 [1.600] | 14 | 15 | 1-103669-4 |
| ①① | 36.07 [1.420] | 38.10 [1.500] | 13 | 14 | 1-103669-3 |
| ①① | 33.53 [1.320] | 35.56 [1.400] | 12 | 13 | 1-103669-2 |
| ①① | 30.99 [1.220] | 33.02 [1.300] | 11 | 12 | 1-103669-1 |
| ①① | 28.45 [1.120] | 30.48 [1.200] | 10 | 11 | 1-103669-0 |
| ①① | 25.91 [1.020] | 27.94 [1.100] | 9 | 10 | 103669-9 |
| ①① | 23.37 [.920] | 25.40 [1.000] | 8 | 9 | 103669-8 |
| ①① | 20.83 [.820] | 22.86 [.900] | 7 | 8 | 103669-7 |
| ①① | 18.29 [.720] | 20.32 [.800] | 6 | 7 | 103669-6 |
| ①① | 15.75 [.620] | 17.78 [.700] | 5 | 6 | 103669-5 |
| ①① | 13.21 [.520] | 15.24 [.600] | 4 | 5 | 103669-4 |
| ①① | 10.67 [.420] | 12.70 [.500] | 3 | 4 | 103669-3 |
| ①① | 8.13 [.320] | 10.16 [.400] | 2 | 3 | 103669-2 |
| ①① | 5.59 [.220] | 7.62 [.300] | 1 | 2 | 103669-1 |
| PLATING | C | B | A | NO. OF POSN | PART NO. |

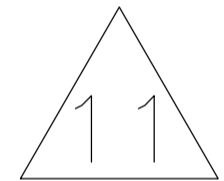






























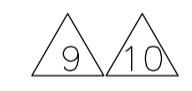











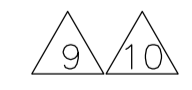





THIS DRAWING IS A CONTROLLED DOCUMENT.


| | | | |
|----------------------|--|---------------------|------------------|
| DIMENSIONS: INCHES | TOLERANCES UNLESS OTHERWISE SPECIFIED: | DIN S. SHUEY 3-5-91 | 3-5-91 |
| 0 PLC ± - | 1 PLC ± - | 2-14-92 | 2-14-92 |
| 2 PLC ± ± 0.13[.005] | 3 PLC ± ± - | M. RIDER 2-14-92 | M. RIDER 2-14-92 |
| 4 PLC ± ± - | ANGLES ± ± - | NAME | NAME |

APVD: M. RIDER
PRODUCT SPEC: 108-25034
APPLICATION SPEC: 114-25026

SIZE: A1
CAGE CODE: 00779
DRAWING NO: 103669
RESTRICTED TO: -

CUSTOMER DRAWING
SCALE: 4:1
SHEET: 1 OF 2
REV: AA2

| | | | | | | | |
|--|---|---|------------------|------------------|-------------|----------|------------|
| OBSOLETE  |  |  | 64.01 [2.520] | 66.04 [2.600] | 24 | 25 | 7-103669-4 |
| |  |  | 61.47 [2.420] | 63.50 [2.500] | 23 | 24 | 7-103669-3 |
| |  |  | 58.93 [2.320] | 60.96 [2.400] | 22 | 23 | 7-103669-2 |
| |  |  | 56.39 [2.220] | 58.42 [2.300] | 21 | 22 | 7-103669-1 |
| |  |  | 53.85 [2.120] | 55.88 [2.200] | 20 | 21 | 7-103669-0 |
| |  |  | 51.31 [2.020] | 53.34 [2.100] | 19 | 20 | 6-103669-9 |
| |  |  | 48.77 [1.820] | 50.80 [1.900] | 18 | 19 | 6-103669-8 |
| |  |  | 46.23 [1.720] | 48.26 [1.800] | 17 | 18 | 6-103669-7 |
| |  |  | 43.69 [1.620] | 45.72 [1.700] | 16 | 17 | 6-103669-6 |
| |  |  | 41.15 [1.520] | 43.18 [1.600] | 15 | 16 | 6-103669-5 |
| |  |  | 38.61 [1.420] | 40.64 [1.500] | 14 | 15 | 6-103669-4 |
| |  |  | 36.07 [1.320] | 38.10 [1.400] | 13 | 14 | 6-103669-3 |
| |  |  | 33.53 [1.220] | 35.56 [1.300] | 12 | 13 | 6-103669-2 |
| |  |  | 30.99 [1.120] | 33.02 [1.200] | 11 | 12 | 6-103669-1 |
| |  |  | 28.45 [1.020] | 30.48 [1.100] | 10 | 11 | 6-103669-0 |
| |  |  | 25.91 [.920] | 27.94 [1.000] | 9 | 10 | 5-103669-9 |
| |  |  | 23.37 [.820] | 25.40 [.900] | 8 | 9 | 5-103669-8 |
| |  |  | 20.83 [.720] | 22.86 [.800] | 7 | 8 | 5-103669-7 |
| |  |  | 18.29 [.620] | 20.32 [.700] | 6 | 7 | 5-103669-6 |
| |  |  | 15.75 [.520] | 17.78 [.600] | 5 | 6 | 5-103669-5 |
| |  |  | 13.21 [.420] | 15.24 [.500] | 4 | 5 | 5-103669-4 |
| |  |  | 10.67 [.320] | 12.70 [.400] | 3 | 4 | 5-103669-3 |
| |  |  | 8.13 [.220] | 10.16 [.300] | 2 | 3 | 5-103669-2 |
| |  |  | 5.59 [.120] | 7.62 [.200] | 1 | 2 | 5-103669-1 |
| REMARKS | PLATING | C | B | A | NO. OF POSN | PART NO. | |

| | | | |
|--|--|-----------------------------|---|
| THIS DRAWING IS A CONTROLLED DOCUMENT. | | DN S. SHUEY 3-5-91 |  TE Connectivity |
| DIMENSIONS: INCHES | | CHK M. RIDER 2-14-92 | |
| TOLERANCES UNLESS OTHERWISE SPECIFIED: | | APVD M. RIDER 2-14-92 | NAME |
| 0. PLC ± - | | PRODUCT SPEC | HDR ASSY, VERT, SINGLE ROW |
| 1. PLC ± - | | APPLICATION SPEC | 2.54 [.100] C/L 0.64 [.025] SQ POST WITH PLZN, AMPMODU MTE |
| 2. PLC ± 0.13[.005] | | SIZE | A1 |
| 3. PLC ± - | | SCALE | 4:1 |
| 4. PLC ± - | | DRAWING NO | 00779 |
| ANGLES ± - | | WEIGHT | 103669 |
| FINISH SEE TABLE | | CUSTOMER DRAWING | SCALE 4:1 SHEET 2 OF 2 REV AA2 |