



Chipsmall Limited consists of a professional team with an average of over 10 year of expertise in the distribution of electronic components. Based in Hongkong, we have already established firm and mutual-benefit business relationships with customers from,Europe,America and south Asia,supplying obsolete and hard-to-find components to meet their specific needs.

With the principle of “Quality Parts,Customers Priority,Honest Operation,and Considerate Service”,our business mainly focus on the distribution of electronic components. Line cards we deal with include Microchip,ALPS,ROHM,Xilinx,Pulse,ON,Everlight and Freescale. Main products comprise IC,Modules,Potentiometer,IC Socket,Relay,Connector.Our parts cover such applications as commercial,industrial, and automotives areas.

We are looking forward to setting up business relationship with you and hope to provide you with the best service and solution. Let us make a better world for our industry!



## Contact us

Tel: +86-755-8981 8866 Fax: +86-755-8427 6832

Email & Skype: info@chipsmall.com Web: www.chipsmall.com

Address: A1208, Overseas Decoration Building, #122 Zhenhua RD., Futian, Shenzhen, China

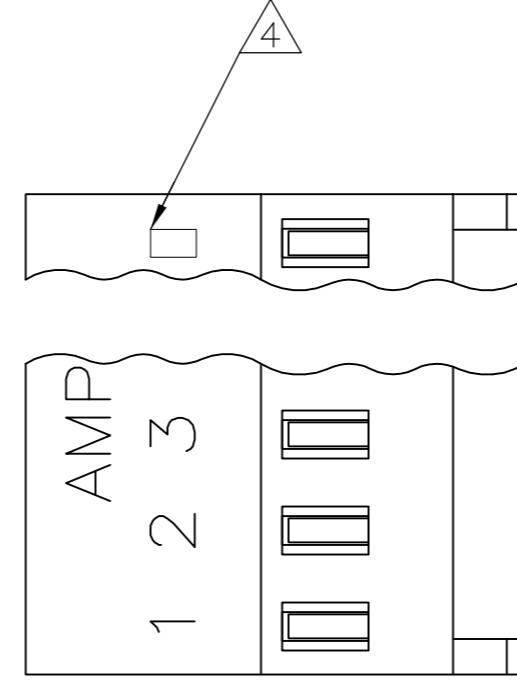


THIS DRAWING IS UNPUBLISHED. RELEASED FOR PUBLICATION  
 © COPYRIGHT - By - ALL RIGHTS RESERVED.

LOC		DIST		REVISIONS			
P	LTR	DESCRIPTION		DATE	DWN	APVD	
CM	00	M		REVISED PER ECO-12-007595	03AUG12	KH SM	

- 1 MATERIAL: CONNECTOR-NYLON UL94V-2.  
CONTACTS-0.30 [.012] THICK COPPER ALLOY 0.00038 [.000015] GOLD OR 0.00038 [.000015] TOTAL GOLD FLASH OVER PALLADIUM NICKEL, PER TE CONNECTIVITY'S DISCRETION, IN CONTACT AREA WITH BRIGHT TIN-LEAD FOR 641190-2 THRU 2-641190-8, MATTE WHISKER MITIGATED TIN FOR 3-641190-2 THRU 5-641190-8 OVER NICKEL UNDERPLATE.
- 2 CONTACTS ACCEPT 22 AWG WIRE WITH 1.52[.060] MAX INSULATION DIAMETER.
- 3 CONTACTS MUST ACCEPT 0.64#0.03[.025 POST AND REMAIN LOCKED IN POSITION.
- 4 IDENTIFICATION NUMBER FOR LAST CIRCUIT MAY NOT APPEAR ON ALL ASSEMBLIES.
- 5 DIMENSIONS IN BRACKETS ARE IN INCHES.
- 6 HOUSING FEATURES ARE: CLOSED END WITH LOCKING RAMP AND WITH POLARIZING TAB.
- 7 OBSOLETE PARTS: OBSOLETE CIS STREAMLINING PER D.RENAUD/D.SINISI
- 8 RED COLOR STRIPE ON HOUSING (NOT SHOWN) MAY RUN DOWN BETWEEN RIBS.

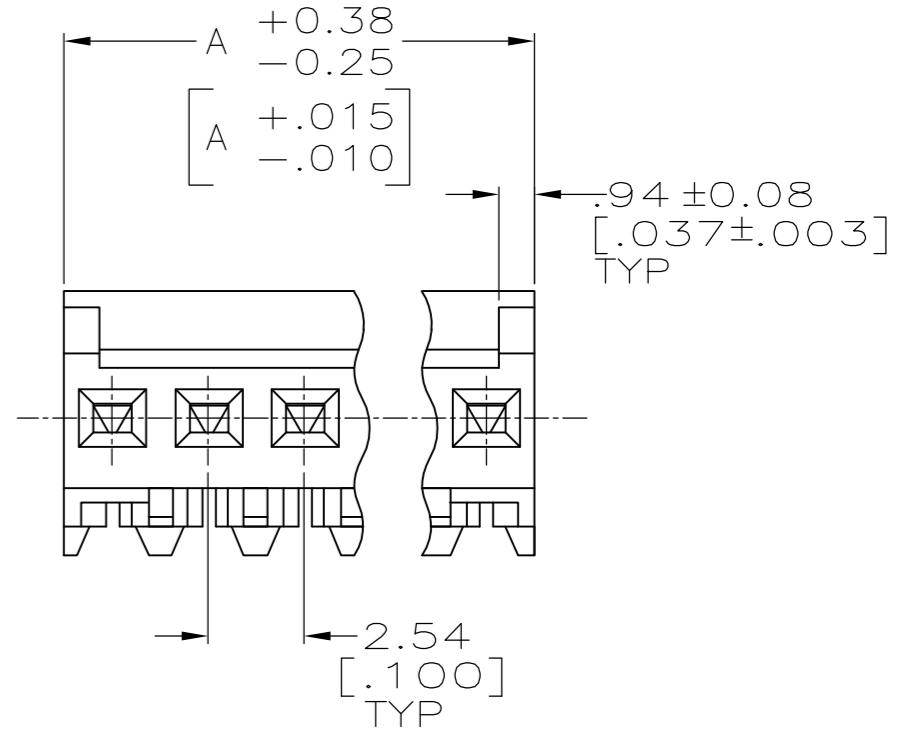
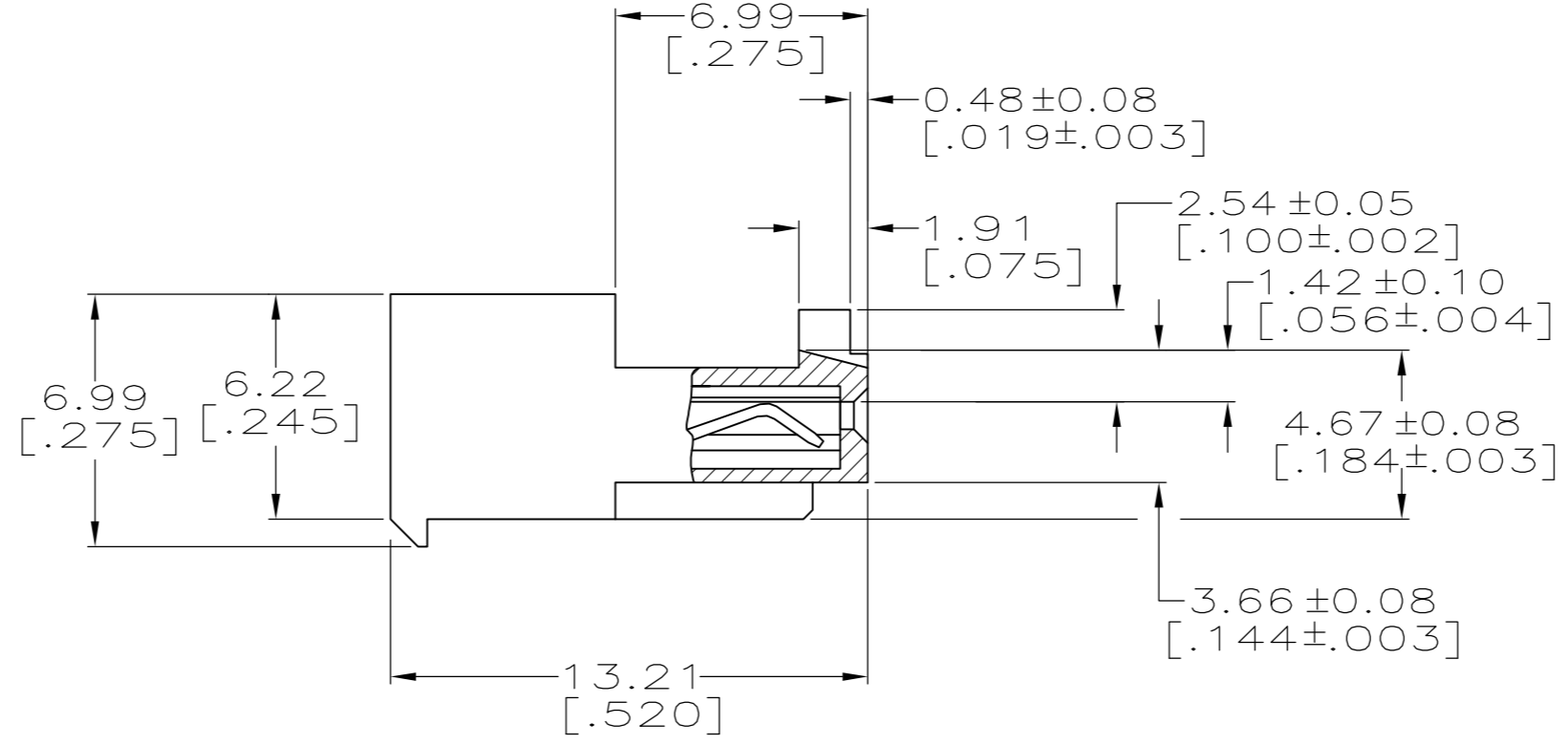
YES	60.96[2.400]	24	5-644038-4
YES	58.42[2.300]	23	5-644038-3
YES	55.88[2.200]	22	5-644038-2
YES	53.34[2.100]	21	5-644038-1
YES	50.80[2.000]	20	5-644038-0
YES	48.26[1.900]	19	4-644038-9
YES	45.72[1.800]	18	4-644038-8
YES	43.18[1.700]	17	4-644038-7
YES	40.64[1.600]	16	4-644038-6
YES	38.10[1.500]	15	4-644038-5
YES	35.56[1.400]	14	4-644038-4
YES	33.02[1.300]	13	4-644038-3
YES	30.48[1.200]	12	4-644038-2
YES	27.94[1.100]	11	4-644038-1
YES	25.40[1.000]	10	4-644038-0
YES	22.86[.900]	9	3-644038-9
YES	20.32[.800]	8	3-644038-8
YES	17.78[.700]	7	3-644038-7
YES	15.24[.600]	6	3-644038-6
YES	12.70[.500]	5	3-644038-5
YES	10.16[.400]	4	3-644038-4
YES	7.62[.300]	3	3-644038-3
YES	5.08[.200]	2	3-644038-2



NO	60.96[2.400]	24	2-644038-4	SUPERSEDED	7
NO	50.80[2.000]	20	2-644038-0	SUPERSEDED	7

NO	40.64[1.600]	16	1-644038-6
NO	38.10[1.500]	15	1-644038-5
NO	35.56[1.400]	14	1-644038-4
NO	33.02[1.300]	13	1-644038-3
NO	30.48[1.200]	12	1-644038-2
NO	27.94[1.100]	11	1-644038-1
NO	25.40[1.000]	10	1-644038-0
NO	22.86[.900]	9	644038-9
NO	20.32[.800]	8	644038-8
NO	17.78[.700]	7	644038-7
NO	15.24[.600]	6	644038-6
NO	12.70[.500]	5	644038-5
NO	10.16[.400]	4	644038-4
NO	7.62[.300]	3	644038-3
NO	5.08[.200]	2	644038-2

LEADFREE DIM A NO. OF CIRCUITS PART NO.



METRIC

THIS DRAWING IS A CONTROLLED DOCUMENT.		DWN	S. CARPENTER	12JUN2003		TE Connectivity		
DIMENSIONS: mm [INCHES]		CHK	D. BOSSI	12JUN2003		NAME		
TOLERANCES UNLESS OTHERWISE SPECIFIED:		APVD	D. BOSSI	12JUN2003		MTA-100 CONNECTOR ASSEMBLY, 22 AWG, STANDARD		
0 PLC ±		PRODUCT SPEC	108-1050	SIZE				
1 PLC ±		APPLICATION SPEC	114-1019	CAGE CODE		DRAWING NO		
2 PLC ±		WEIGHT		00779		C=644038		
3 PLC ± 0.13 [.005]		CUSTOMER DRAWING		SCALE		SHEET		
4 PLC ±				5:1		1 of 1		
ANGLES ±				REV		M		
FINISH								