



Chipsmall Limited consists of a professional team with an average of over 10 year of expertise in the distribution of electronic components. Based in Hongkong, we have already established firm and mutual-benefit business relationships with customers from,Europe,America and south Asia,supplying obsolete and hard-to-find components to meet their specific needs.

With the principle of “Quality Parts,Customers Priority,Honest Operation,and Considerate Service”,our business mainly focus on the distribution of electronic components. Line cards we deal with include Microchip,ALPS,ROHM,Xilinx,Pulse,ON,Everlight and Freescale. Main products comprise IC,Modules,Potentiometer,IC Socket,Relay,Connector.Our parts cover such applications as commercial,industrial, and automotives areas.

We are looking forward to setting up business relationship with you and hope to provide you with the best service and solution. Let us make a better world for our industry!




Contact us

Tel: +86-755-8981 8866 Fax: +86-755-8427 6832

Email & Skype: info@chipsmall.com Web: www.chipsmall.com

Address: A1208, Overseas Decoration Building, #122 Zhenhua RD., Futian, Shenzhen, China





Hardware User Manual

EXP-BF548-EXP V1.x

...maximum performance at minimum space

Contact

Bluetechnix Mechatronische Systeme GmbH

Waidhausenstr. 3/19

A-1140 Vienna

AUSTRIA/EUROPE

office@bluetechnix.at

<http://www.bluetechnix.com>

Document No.: 100-2254-1.0

Document Revision 2

2010-07-13

Table of Contents

1	Introduction	7
1.1	Overview	7
1.2	Switch Settings	8
2	Schematic.....	9
2.1	Mechanical Outline	10
3	Anomalies	11
4	Document Revision History	11
5	A List of Figures and Tables	11

Edition 2008-09

© Bluetechnix Mechatronische Systeme GmbH 2008

All Rights Reserved.

The information herein is given to describe certain components and shall not be considered as a guarantee of characteristics.

Terms of delivery and rights of technical change reserved.

We hereby disclaim any warranties, including but not limited to warranties of non-infringement, regarding circuits, descriptions and charts stated herein.

Bluetechnix makes and you receive no warranties or conditions, express, implied, statutory or in any communication with you. Bluetechnix specifically disclaims any implied warranty of merchantability or fitness for a particular purpose.

Bluetechnix takes no liability for any damages and errors causing of the usage of this board. The user of this board is responsible by himself for the functionality of his application. He is allowed to use the board only if he has the qualification. More information is found in the General Terms and Conditions (AGB).

Information

For further information on technology, delivery terms and conditions and prices please contact Bluetechnix (<http://www.bluetechnix.com>).

Warning

Due to technical requirements components may contain dangerous substances.

The Core Modules and development systems contain ESD (electrostatic discharge) sensitive devices. Electro-static charges readily accumulate on the human body and equipment and can discharge without detection. Permanent damage may occur on devices subjected to high-energy discharges. Proper ESD precautions are recommended to avoid performance degradation or loss of functionality. Unused Core Modules and Development Boards should be stored in the protective shipping



BLACKFIN Products

Core Modules:

- CM-BF533: Blackfin Processor Module powered by Analog Devices' single core ADSP-BF533 processor; up to 600MHz, 32MB SDRAM, 2MB flash, 2x60 pin expansion connectors and a size of 36.5x31.5mm.
- CM-BF537E: Blackfin Processor Module powered by Analog Devices' single core ADSP-BF537 processor; up to 600MHz, 32MB SDRAM, 4MB flash, integrated TP10/100 Ethernet physical transceiver, 2x60 pin expansion connectors and a size of 36.5x31.5mm.
- CM-BF537U: Blackfin Processor Module powered by Analog Devices' single core ADSP-BF537 processor; up to 600MHz, 32MB SDRAM, 4MB flash, integrated USB 2.0 Device, 2x60 pin expansion connectors and a size of 36.5x31.5mm.
- TCM-BF537: Blackfin Processor Module powered by Analog Devices' single core ADSP-BF537 processor; up to 500MHz, 32MB SDRAM, 8MB flash, a size of 28x28mm, 2x60 pin expansion connectors, Ball Grid Array or Border Pads for reflow soldering, industrial temperature range -40°C to +85°C.
- CM-BF561: Blackfin Processor Module powered by Analog Devices' dual core ADSP-BF561 processor; up to 2x 600MHz, 64MB SDRAM, 8MB flash, 2x60 pin expansion connectors and a size of 36.5x31.5mm.
- CM-BF527: The new Blackfin Processor Module is powered by Analog Devices' single core ADSP-BF527 processor; key features are USB OTG 2.0 and Ethernet. The 2x60 pin expansion connectors are backwards compatible with other Core Modules.
- CM-BF548: The new Blackfin Processor Module is powered by Analog Devices' single core ADSP-BF548 processor; key features are 64MB DDR SD-RAM 2x100 pin expansion connectors.
- TCM-BF518: The new Core Module CM-BF518 is powered by Analog Devices' single core ADSP-BF518 processor; up to 400MHz, 32MB SDRAM, up to 8MB flash. The 2x60 pin expansion connectors are backwards compatible with other Core Modules.

Development Boards:

- EVAL-BF5xx: Low cost Blackfin processor Evaluation Board with one socket for any Bluetechnix Blackfin Core Module. Additional interfaces are available, e.g. an SD-Card.
- DEV-BF5xxDA-Lite: Get ready to program and debug Bluetechnix Core Modules with this tiny development platform including an USB-Based Debug Agent. The DEV-BF5xxDA-Lite is a low cost starter development system including a VDSP++ Evaluation Software License.
- DEV-BF548-Lite: Low-cost development board with one socket for Bluetechnix CM-BF548 Core Module. Additional interfaces are available, e.g. an SD-Card, USB and Ethernet.

DEV-BF548DA-Lite: Get ready to program and debug Bluetechnix CM-BF548 Core Module with this tiny development platform including an USB-Based Debug Agent. The DEV-BF548DA-Lite is a low-cost starter development system including a VDSP++ Evaluation Software License.

EXT-Boards: The following Extender Boards are available: EXT-BF5xx-AUDIO, EXT-BF5xx-VIDEO, EXT-BF5xx-CAM, EXT-BF5xx-EXP-TR, EXT-BF5xx-USB-ETH2, EXT-BF5xx-AD/DA, EXT-BF548-EXP and EXT-BF518-ETH. Furthermore, we offer the development of customized extender boards for our customers.

Software Support:

BLACKSheep: The BLACKSheep VDK is a multithreaded framework for the Blackfin processor family from Analog Devices that includes driver support for a variety of hardware extensions. It is based on the real-time VDK kernel included within the VDSP++ development environment.

LabVIEW: LabVIEW embedded support for Bluetechnix Core Modules is done by Schmid-Engineering AG: <http://www.schmid-engineering.ch>

uClinux: All the Core Modules are fully supported by uClinux. The required boot loader and uClinux can be downloaded from: <http://blackfin.uClinux.org>.

Upcoming Products and Software Releases:

Keep up-to-date with all the changes to the Bluetechnix product line and software updates at: <http://www.bluetechnix.com>.

Software Support:

BLACKSheep: The BLACKSheep VDK is a multithreaded framework for the Blackfin processor family from Analog Devices that includes driver support for a variety of hardware extensions. It is based on the real-time VDK kernel included within the VDSP++ development environment.

LabVIEW: LabVIEW embedded support for Bluetechnix Core Modules is done by Schmid-Engineering AG: <http://www.schmid-engineering.ch>

uClinux: All the Core Modules are fully supported by uClinux. The required boot loader and uClinux can be downloaded from: <http://blackfin.uClinux.org>.

Upcoming Products and Software Releases:

Keep up-to-date with all the changes to the Bluetechnix product line and software updates at: <http://www.bluetechnix.com>



BLACKFIN Design Service

Based on more than five years of experience with Blackfin, Bluetechnix offers development assistance as well as custom design services and software development.

1 Introduction

The EXT-BF548-EXP Board is an extender plug-on board for the DEV-BF548-Lite and DEV-BF548DA-Lite Development Boards.

1.1 Overview

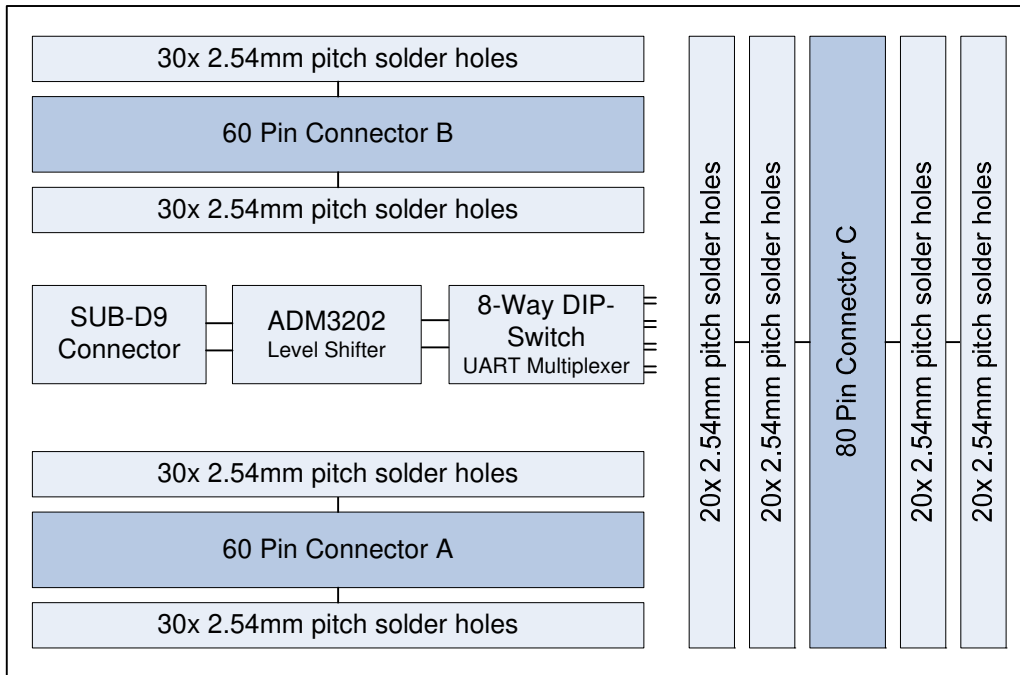


Figure 1-1: Overview of the EXT-BF548-EXP Board

The EXT-BF548-EXP Board includes the following components:

- **1 SUB-D9 UART Connector**
 - ADM3202 1Mbps transceiver compatible to RS232
 - 8 Bit DIP-Switch to multiplex the 4 UARTS to the RS232 transceiver
- **200 Expansion Pads**
The pad number equals to the Core Module pin number of the CM-BF548.
- **8 Power Pads**

1.2 Switch Settings

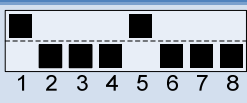
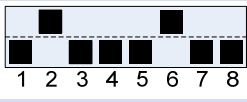
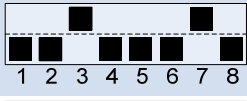

Switch Setting	Blackfin UART No.	Rx-Pin No.	TX Pin No.
	0	23	38
	1	26	19
	2	141	140
	3	143	142

Table 1-1: Settings for S1

Important NOTE:

When using the DEV-BF548-Lite or the DEV-BF548DA-Lite make sure that S3 on these boards is at the correct position. Otherwise UART0 or UART1 is routed to both the USB-UART-Bridge (DEV-BF548-Lite) and the ADM3202 (EXT-BF548-EXP) simultaneously.

2 Schematic

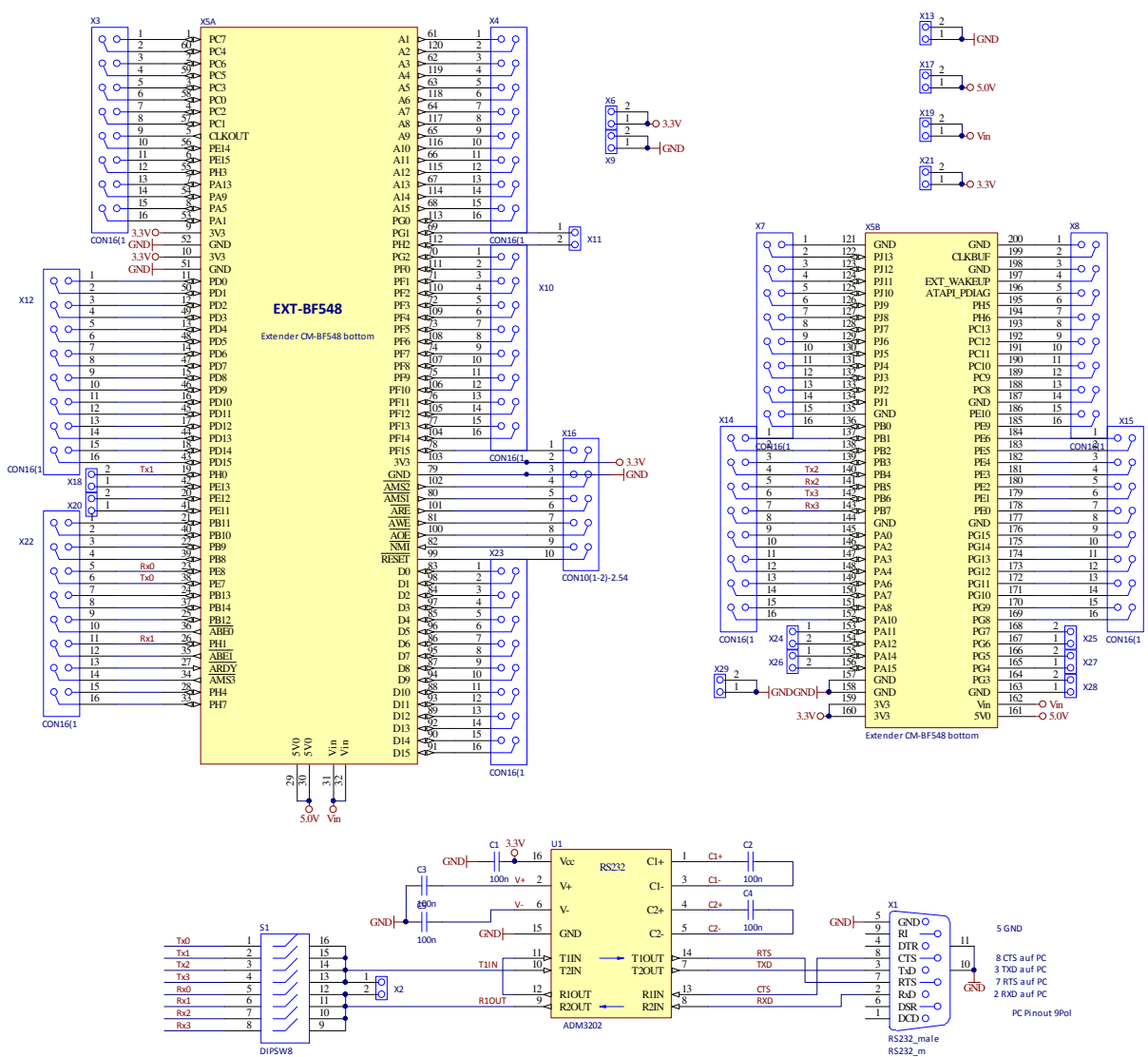


Figure 2-1: Experimental Board Schematic

2.1 Mechanical Outline

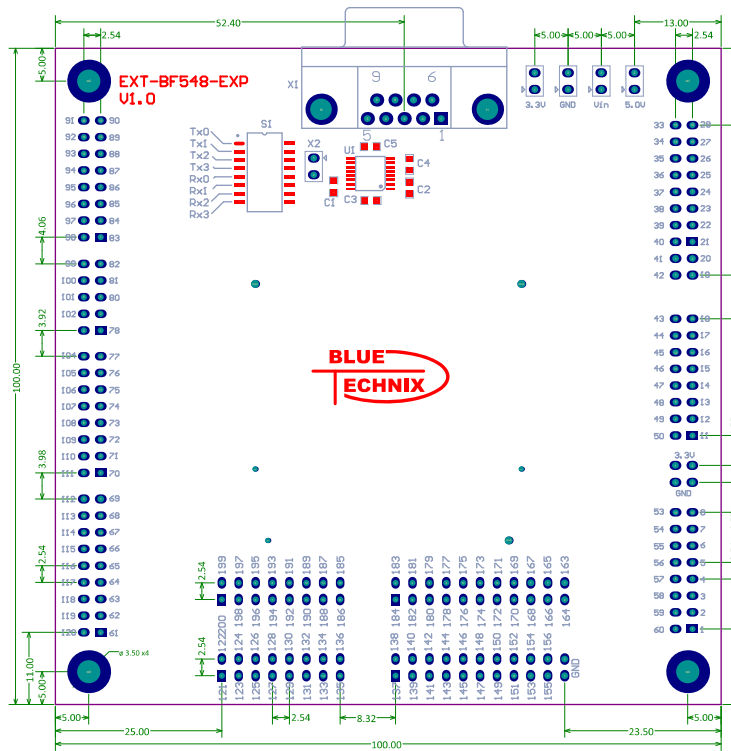


Figure 2-2: Mechanical Outline – TOP

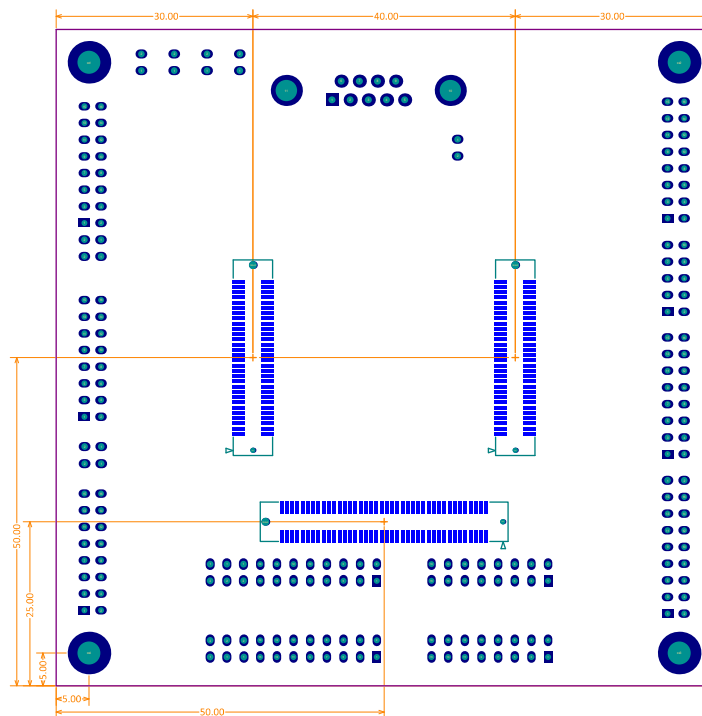


Figure 2-3: Mechanical Outline – Bottom

3 Anomalies

For the latest information regarding anomalies for this product, please consult the product home page:

<http://www.bluetechnix.com/goto/ext-bf548-exp>

4 Document Revision History

Version	Date	Document Revision
2	2009-09-30	Important Note updated
1	2008-11-10	Version 1.0

Table 4-1: Revision History

5 A List of Figures and Tables

Figure 1-1: Overview of the EXT-BF548-EXP Board7
 Figure 2-1: Experimental Board Schematic.....9
 Figure 2-2: Mechanical Outline – TOP..... 10
 Figure 2-3: Mechanical Outline – Bottom..... 10