



Chipsmall Limited consists of a professional team with an average of over 10 year of expertise in the distribution of electronic components. Based in Hongkong, we have already established firm and mutual-benefit business relationships with customers from,Europe,America and south Asia,supplying obsolete and hard-to-find components to meet their specific needs.

With the principle of “Quality Parts,Customers Priority,Honest Operation,and Considerate Service”,our business mainly focus on the distribution of electronic components. Line cards we deal with include Microchip,ALPS,ROHM,Xilinx,Pulse,ON,Everlight and Freescale. Main products comprise IC,Modules,Potentiometer,IC Socket,Relay,Connector.Our parts cover such applications as commercial,industrial, and automotives areas.

We are looking forward to setting up business relationship with you and hope to provide you with the best service and solution. Let us make a better world for our industry!



Contact us

Tel: +86-755-8981 8866 Fax: +86-755-8427 6832

Email & Skype: info@chipsmall.com Web: www.chipsmall.com

Address: A1208, Overseas Decoration Building, #122 Zhenhua RD., Futian, Shenzhen, China



LOC	DIST	REVISIONS					
-	-	P	LTR	DESCRIPTION	DATE	DWN	APVD
			1	NEW DRAWING	21SEP2013	GK	EC

SAFETY ORGANIZATIONS

THIS FILTER HAS BEEN FORMALLY RECOGNIZED, CERTIFIED OR APPROVED BY THE LISTED AGENCY. THEREFORE, ALL TEST/REQUIREMENTS SPECIFIED IN THE LATEST REVISION OF THE FOLLOWING AGENCY STANDARDS HAVE BEEN MET:

OPERATING SPECIFICATIONS

LINE CURRENT/VOLTAGE: 1000 A, 690 VAC
 LINE FREQUENCY: 50-60 Hz
 NOMINAL LEAKAGE CURRENT: 10mA
 MAXIMUM LEAKAGE CURRENT: 330mA @ 400V, 50HZ

OPERATING AMBIENT TEMPERATURE RANGE @ RATED CURRENT, I : -10°C TO +50°C

IN AN AMBIENT, T, HIGHER THAN 40°C, THE MAXIMUM OPERATING CURRENT, I, IS AS FOLLOWS:

$$I_o = I_R \sqrt{\frac{100 - T_o}{50}}$$

RELIABILITY SPECIFICATIONS

STORAGE TEMPERATURE: -40°C TO +85°C
 HUMIDITY: 21 DAYS @ 40°C AND 95% RH

TEST SPECIFICATIONS

INDUCTANCE, NOMINAL: 36.8 μH

CAPACITANCE @ 1 kHz, 0.25 VAC MAX., 25°C ±1°C:

LINE TO GROUND: 2.62 μF
 LINE TO LINE: 11.9 μF

DISCHARGE RESISTOR

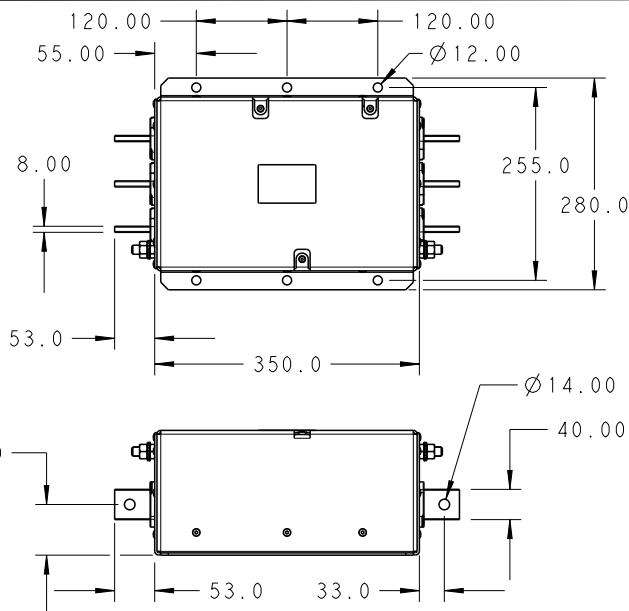
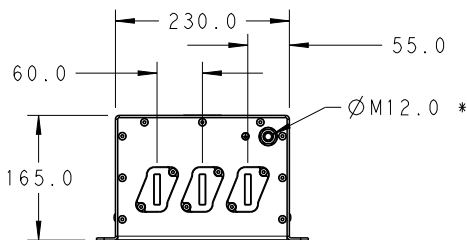
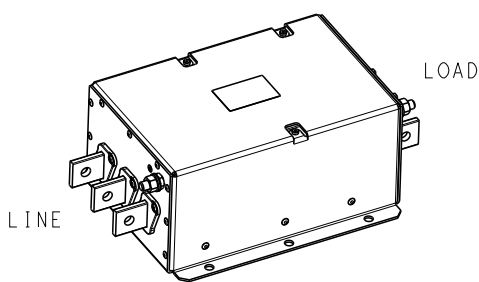
L/G AND L/L I.R. : 666kΩ/666kΩ
 IR (NO DISCHARGE RESISTOR) 20°C, 50% RH AND 100VDC, MIN: 6000 MOhm

RECOMMENDED RECEIVING INSPECTION HIPOT

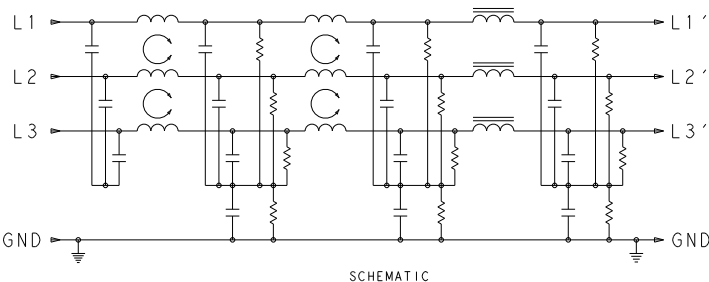
LINE TO GROUND FOR 1 MINUTE: 2200 VDC FOR 1 MINUTE
 LINE TO LINE FOR 1 MINUTE: 2160 VDC FOR 1 MINUTE

FILTER APPROVAL:

THE BEST WAY TO SELECT AND QUALIFY A FILTER IS FOR YOUR ENGINEERING TO TEST THE UNIT IN YOUR EQUIPMENT.



* DO NOT LOOSEN INNER GROUND NUTS. TORQUE OUTER GROUND NUTS TO: 25-30 NM [220-260 IN-LB]



TYPICAL INSERTION LOSS
 COMMON MODE 50/50 Ω; DIFFERENTIAL MODE 100/100 Ω

MHz	0.01	0.05	0.15	0.5	1.0	3.0	5.0	10	30
CM	12	13	56	71	67	49	45	37	18
DM	32	46	60	62	58	46	41	35	27

20 RELEASED FOR PUBLICATION

ALL RIGHTS RESERVED.

THIS DRAWING IS UNPUBLISHED.

BY -

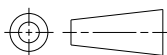
© COPYRIGHT 20

DIMENSIONS:

mm

TOLERANCES UNLESS OTHERWISE SPECIFIED:

0 PLC	±2.0
1 PLC	±1.0
2 PLC	±0.13
3 PLC	±0.013
4 PLC	±0.0001
ANGLES	±



DWN 21SEP2013

GK 21SEP2013

CHK 21SEP2013

EC 21SEP2013

APVD

EC

PRODUCT SPEC

APPLICATION SPEC

WEIGHT -

Customer Drawing

MATERIAL

FINISH



TE Connectivity

NAME

1000ACPD12
 3-PHASE DELTA FILTER

SIZE

CAGE CODE

DRAWING NO

RESTRICTED TO

A4

00779

C-9-1609148-0-1

-

SCALE

1:1

SHEET

1

OF

1

REV

1