



Chipsmall Limited consists of a professional team with an average of over 10 year of expertise in the distribution of electronic components. Based in Hongkong, we have already established firm and mutual-benefit business relationships with customers from,Europe,America and south Asia,supplying obsolete and hard-to-find components to meet their specific needs.

With the principle of “Quality Parts,Customers Priority,Honest Operation,and Considerate Service”,our business mainly focus on the distribution of electronic components. Line cards we deal with include Microchip,ALPS,ROHM,Xilinx,Pulse,ON,Everlight and Freescale. Main products comprise IC,Modules,Potentiometer,IC Socket,Relay,Connector.Our parts cover such applications as commercial,industrial, and automotives areas.

We are looking forward to setting up business relationship with you and hope to provide you with the best service and solution. Let us make a better world for our industry!



Contact us

Tel: +86-755-8981 8866 Fax: +86-755-8427 6832

Email & Skype: info@chipsmall.com Web: www.chipsmall.com

Address: A1208, Overseas Decoration Building, #122 Zhenhua RD., Futian, Shenzhen, China



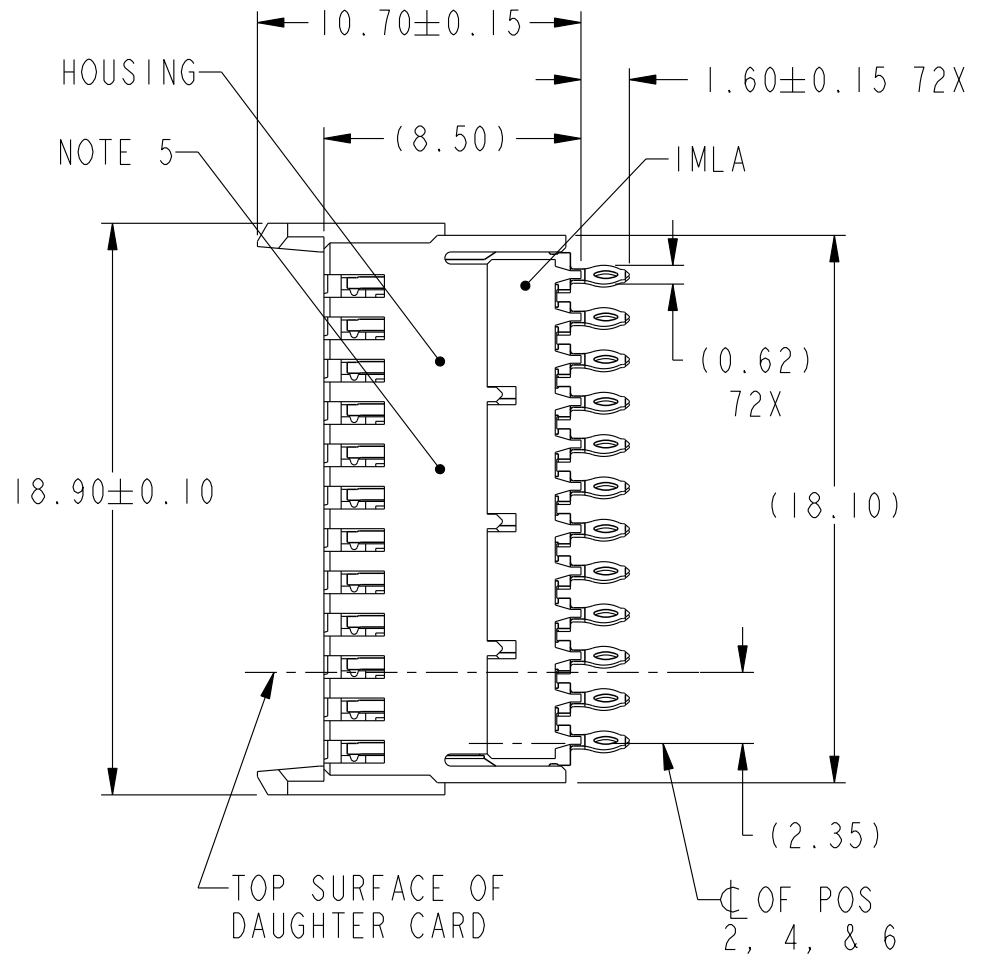
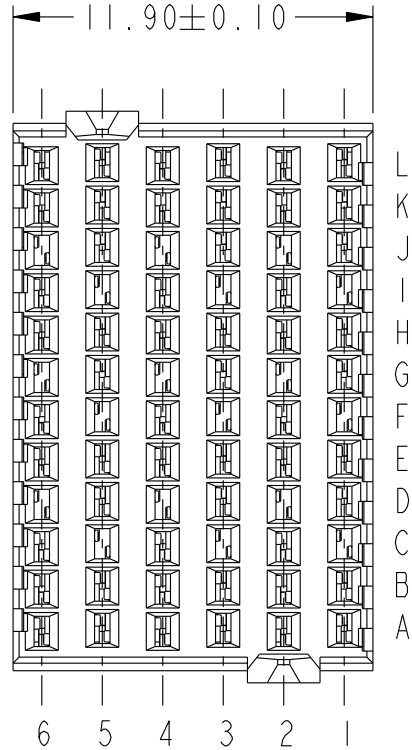
PRODUCT NUMBER
SEE TABLE, SHT 4

A

B

C

D



A

B

C

D



Copyright FCI.

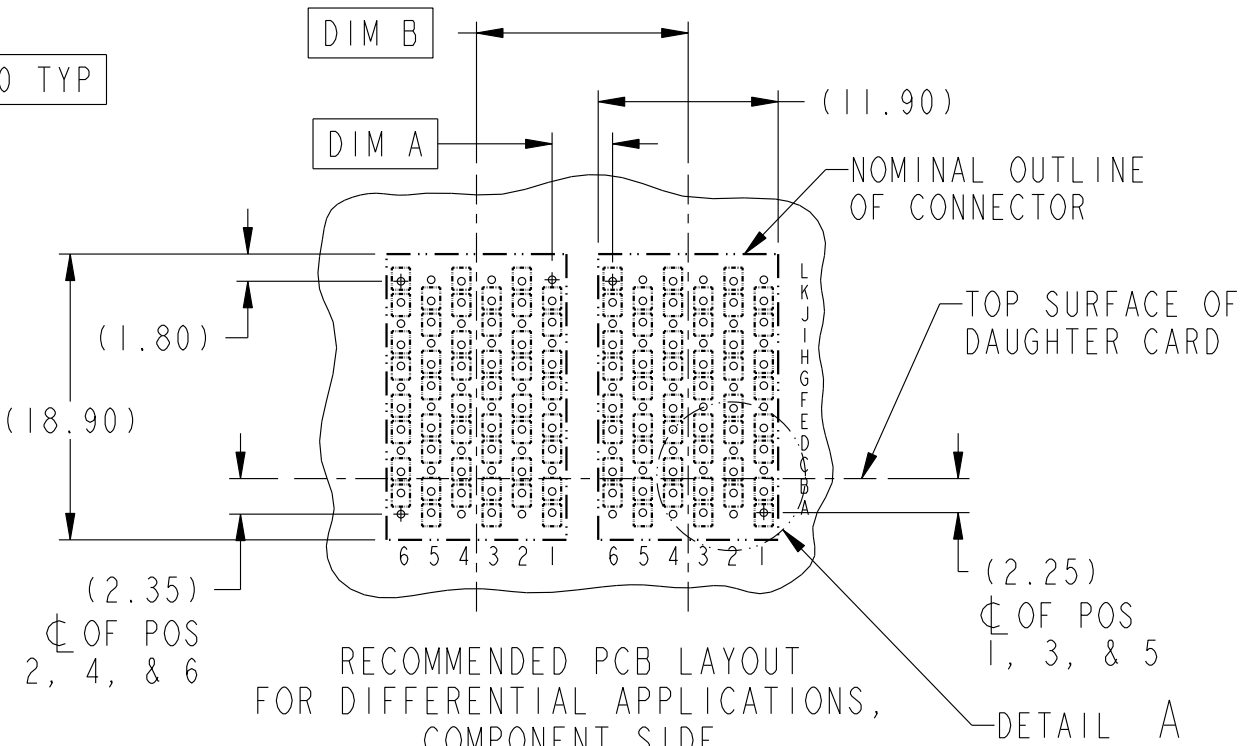
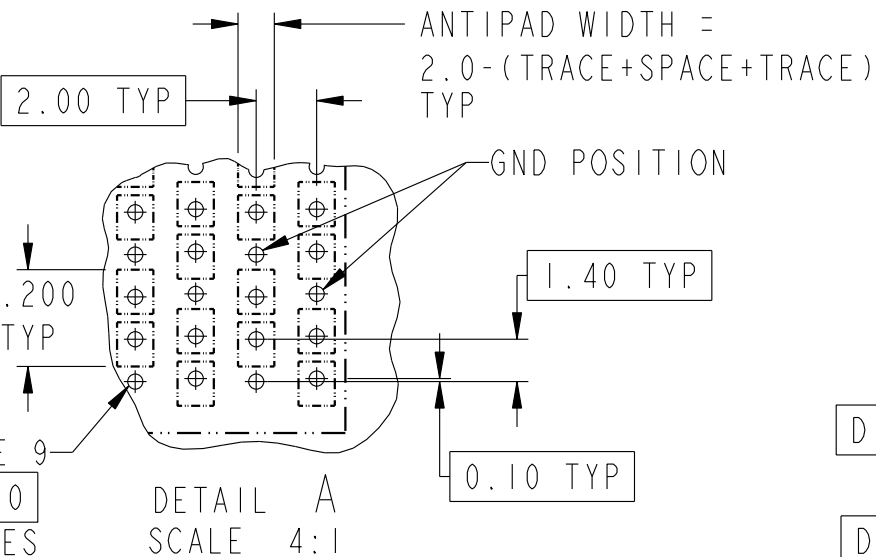
rev	ecn no	dr	date
A	S07-0103	LS	2007-04-05
-	-	-	-
-	-	-	-
-	-	-	-
-	-	-	-
-	-	-	-

www.fciconnect.com		surface - ASME Y14.5	tolerance std ASME Y14.5	projection MM
		TOLERANCES UNLESS OTHERWISE SPECIFIED		
Dr	T. HOUTZ	2005-06-30	ANGULAR	0.X ±
Eng	C. SHELLY	2005-06-30	LINEAR	0.XX ±
Chr	C. H TAN	2007-04-05	0° ±	0.XXX ±
Appr	JOEY NG	2007-04-05	Product family	AirMax VS
			size	A4
			Scale	4:1
			ECN	***
			Spec ref	
			Part no	AirMax VS VERT RECPT ASSY
			dwg no	10052829
			Rev.	A
			catalog no	-
			CUSTOMER	sheet 1 of 4



Copyright FCI.

REV F - 2006-04-17



RECOMMENDED PCB LAYOUT
FOR DIFFERENTIAL APPLICATIONS,
COMPONENT SIDE
(TWO ADJACENT FOOTPRINTS SHOWN)
NOTES 6 & 7

ADJACENT HEADER WIDTHS	DIM A	DIM B
12MM/12MM	2.00	12.00
12MM/14MM	3.00	13.00
14MM/14MM	4.00	14.00

	TITLE AirMax VS VERT RECPT ASSY PRESS-FIT, 72 POSITION, 12mm	dwg no 10052829	Rev. A
	catalog no -	CUSTOMER	sheet 2 of 4

1

2

3

4

A

B

C

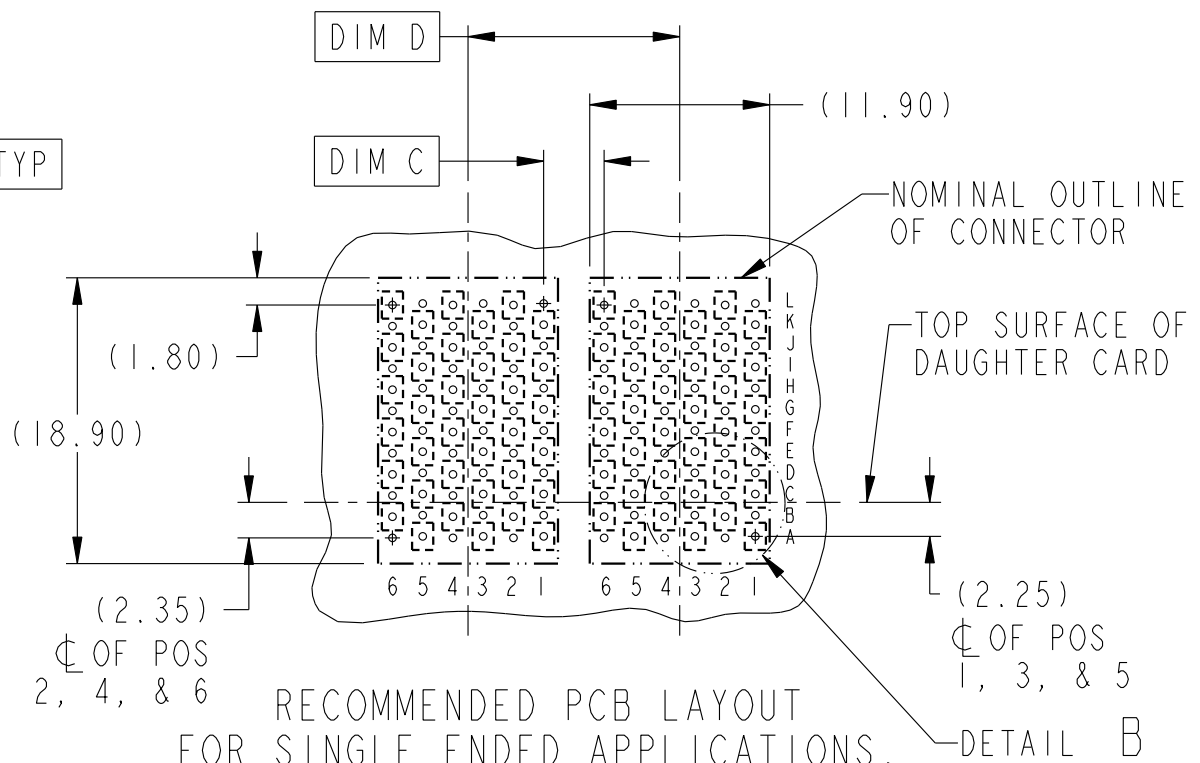
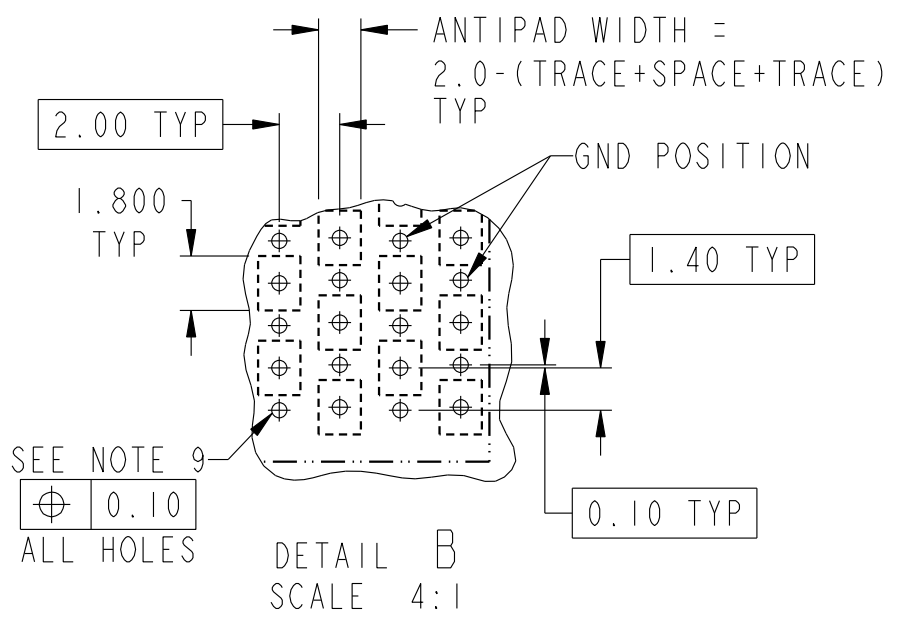
D

A

B

C

D



RECOMMENDED PCB LAYOUT
FOR SINGLE ENDED APPLICATIONS,
COMPONENT SIDE
(TWO ADJACENT FOOTPRINTS SHOWN)
NOTES 6 & 7

ADJACENT HEADER WIDTHS	DIM C	DIM D
12MM/12MM	2.00	12.00
12MM/14MM	3.00	13.00
14MM/14MM	4.00	14.00

	title AirMax VS VERT RECPT ASSY PRESS-FIT, 72 POSITION, 12mm	dwg no 10052829	Rev. A
	catalog no -	CUSTOMER	sheet 3 of 4



Copyright FCI.

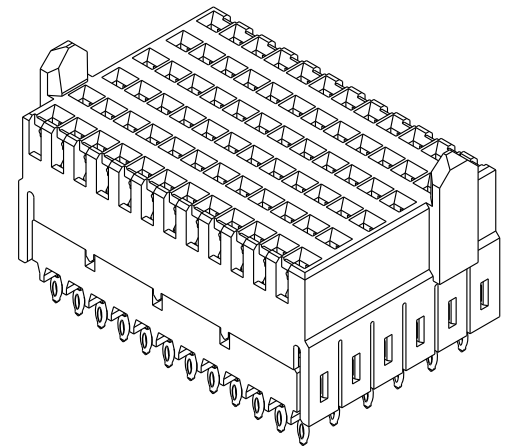
1

2

3

4

PRODUCT NUMBER	PRESS-FIT TAIL PLATING TYPE
10052829-101	TIN/LEAD ALLOY OVER NICKEL
10052829-101LF	TIN OVER NICKEL (LEAD FREE)



NOTES:

1. CONNECTOR MATERIALS:
HOUSING: HIGH TEMP THERMOPLASTIC, NATURAL, UL94V-0
IMLA PLASTIC: HIGH TEMP THERMOPLASTIC, BLACK, UL94V-0
CONTACT: COPPER ALLOY
2. CONTACT PLATING:
SEPARABLE INTERFACE:
PERFORMANCE-BASED PLATING, QUALIFIED TO MEET THE REQUIREMENTS OF FCI PRODUCT SPECIFICATION GS-12-239, INCLUDING TELCORDIA GR-1217-CORE (NOVEMBER 1995) CENTRAL OFFICE.
PRESS-FIT TAILS: SEE TABLE
3. PRODUCT SPECIFICATION: GS-12-239
4. APPLICATION SPECIFICATION: GS-20-035
5. PRODUCT MARKING, (PART NUMBER & LOT CODE), ON THIS SURFACE
6. REFER TO CUSTOMER DRAWING 10035911 FOR INFORMATION REGARDING PCB LAYOUT OF POWER AND GUIDE MODULES RELATIVE TO SIGNAL MODULES
7. POSITION F OF ODD NUMBERED COLUMNS AND POSITION G OF EVEN NUMBERED COLUMNS CORRESPOND TO EARLY MATE HEADER PINS
8. THERE IS NO GROUND BUSSING WITHIN THE CONNECTOR SYSTEM
9. SEE CUSTOMER DRAWING 10045979 FOR INFORMATION ON PCB HOLE DIAMETER AND PLATING OPTIONS
10. THIS PRODUCT MEETS EUROPEAN UNION DIRECTIVES AND OTHER COUNTRY REGULATIONS AS DESCRIBED IN GS-22-008
11. THE HOUSING WILL WITHSTAND EXPOSURE TO 260°C PEAK TEMPERATURE FOR 40 SECONDS IN A CONVECTION, INFRA-RED OR VAPOR PHASE REFLOW OVEN
12. PACKAGING MEETS GS-14-920 LEAD FREE LABELING SPECIFICATION



Copyright FCI.

	title AirMax VS VERT RECPT ASSY PRESS-FIT, 72 POSITION, 12mm	dwg no 10052829	Rev. A
	catalog no -	CUSTOMER	sheet 4 of 4

REV F - 2006-04-17