



Chipsmall Limited consists of a professional team with an average of over 10 year of expertise in the distribution of electronic components. Based in Hongkong, we have already established firm and mutual-benefit business relationships with customers from,Europe,America and south Asia,supplying obsolete and hard-to-find components to meet their specific needs.

With the principle of “Quality Parts,Customers Priority,Honest Operation,and Considerate Service”,our business mainly focus on the distribution of electronic components. Line cards we deal with include Microchip,ALPS,ROHM,Xilinx,Pulse,ON,Everlight and Freescale. Main products comprise IC,Modules,Potentiometer,IC Socket,Relay,Connector.Our parts cover such applications as commercial,industrial, and automotives areas.

We are looking forward to setting up business relationship with you and hope to provide you with the best service and solution. Let us make a better world for our industry!



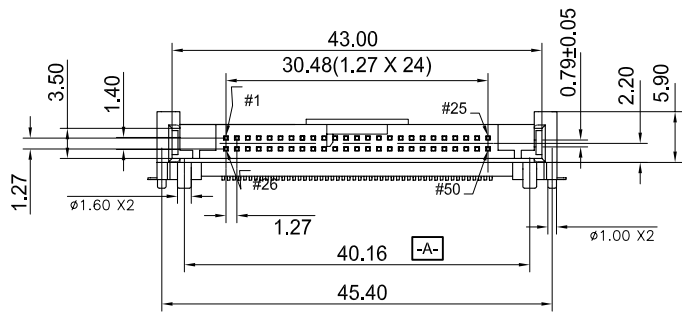
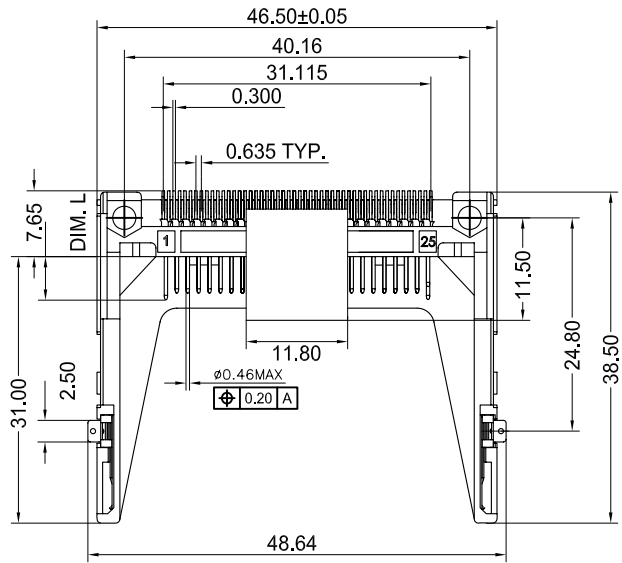
Contact us

Tel: +86-755-8981 8866 Fax: +86-755-8427 6832

Email & Skype: info@chipsmall.com Web: www.chipsmall.com

Address: A1208, Overseas Decoration Building, #122 Zhenhua RD., Futian, Shenzhen, China





PIN NUMBER	DIM. L±0.15
25,26	3.50
ALL OTHER PINS	4.25
1, 13, 38, 50	5.00

NOTES :

1. MATERIAL :

INSULATOR : SUMIKASUPER LCP E6807
 FLAMMABILITY RATING: UL94V-0
 COLOR: IVORY
 CONTACT : BRASS C2680R-H, t=0.30mm.
 GROUND MOUNTING EAR: PHOSPHER BRONZE C5191-H, t=0.20mm.
 PICK-UP CAP: LCP E130i

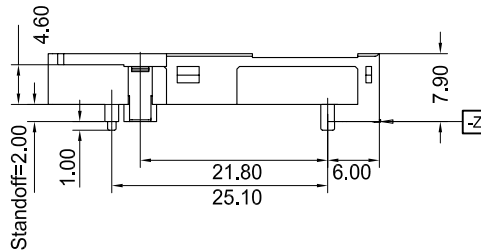
2. PLATING :

CONTACT AREA: SELECTIVE GOLD (SEE P/N DESCRIPTION)
 UNDER PLATING: 50u" Min. NICKEL OVERALL
 SOLDER TAIL AREA: 100u" Min. TIN/LEAD or 100u" Min. MATTE TIN.
 GROUND MOUNTING EAR CONTACT AREA: GOLD FLASH.
 GROUND MOUNTING EAR SOLDER AREA: 100u" Min. TIN/LEAD or 100u" Min. MATTE TIN.

3. SOLDER TAILS TO BE WITHIN 0.05 UPWARD AND 0.2 DOWNWARD FROM Z-DATUM PLACE, AND COPLANARITY OF SOLDER TAILS TO BE WITHIN 0.10mm.

4. PRODUCT SPEC: GS-12-240.

5. PACKAGING SPEC: GS-14-980.



mat'l code				tolerance unless otherwise specified				CUSTOMER COPY		 www.fciconnect.com	
rev.	ecn no.	dr	date	linear	.0 ± .30		projection	title			
E	ELX-N-16359	J.H	2013/11/25		.00 ± .20			CF HEADER TYPE II NORMAL			
E	ELX-N-19498	J.H	2014/11/20		.000 ± 0.10			S/O=2.0			
				angles	± 2°				product family: PCMCIA		code
				dr	ALLEN CHANG	12/15/05	unit	size		NT	
				enr	ALLEN CHANG	12/15/05	mm	dwg no.		sheet	
				chr	STERLING LIN	12/15/05	scale	A4		1 OF 2	
				appd	H.C LIOU	12/15/05	10064420				
sheet	revision	F	F								
index	sheet	1	2								



Copyright FCI.

6. Part Number Description:

P/N: 10064420-XX50XXX

PLATING ON SOLDER TAIL AREA:

BLANK: 100u" TIN/LEAD.

LF: 100u" MATTE TIN.

PACKAGING OPTION

WITHOUT "R" - TRAY

WITH "R" - TAPE&REEL

1: WITHOUT PICK-UP CAP

2: WITH PICK-UP CAP

PIN COUNT.

KEY TYPE:

0: NORMAL TYPE

GOLD PLATING:

B: 10u" GOLD PLATE

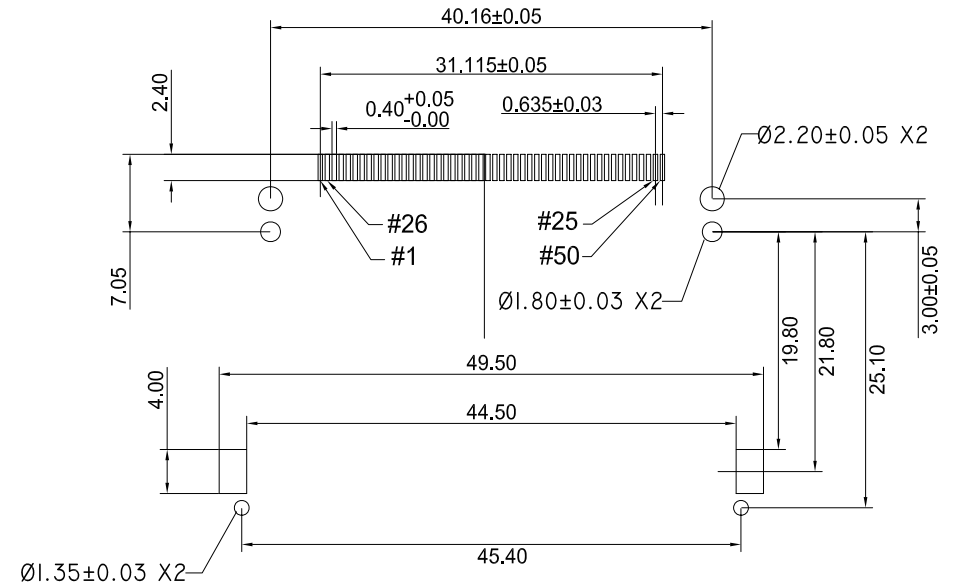
E: 30u" GOLD PLATE

7. THIS PRODUCT (10064420-XXXXLFF) MEETS THE EUROPEAN UNION DIRECTIVE AS DESCRIBED IN GS-22-008.

8. THIS PRODUCT (10064420-XXXX) MEETS THE EUROPEAN UNION DIRECTIVE AS DESCRIBED IN GS-22-008 EXCEPT FOR Pb.

9. THE HOUSING WILL WITHSTAND EXPOSURE TO 260°C PEAK TEMPERATURE FOR 10 SECONDS IN A CONVECTION, IR OR VAPER PHASE REFLOW OVEN.

10. THE PRODUCTS WHERE THE PART NUMBER ENDS IN "LF" MEET THE CRITERIA SHOWN IN THE NOTES 7 AND 9.



General Tolerance +/-0.05mm
Recommended PCB Pattern



Copyright FCI.

mat'l code				tolerance unless otherwise specified				CUSTOMER COPY		 www.fciconnect.com	
rev.	ecn no.	dr	date	linear	.0 ± .30		projection	title CF HEADER TYPE II NORMAL S/O=2.0			
F					.00 ± .20						
					angles	.000 ± 0.10			product family: PCMCIA		code
				dr		ALLEN CHANG	12/15/05		unit	mm	
				chr	STERLING LIN	12/15/05	scale	A4		sheet	
				appd	H.C LIOU	12/15/05	10064420		2 OF 2		
sheet	revision	F	F								
index	sheet	1	2								