



Chipsmall Limited consists of a professional team with an average of over 10 year of expertise in the distribution of electronic components. Based in Hongkong, we have already established firm and mutual-benefit business relationships with customers from,Europe,America and south Asia,supplying obsolete and hard-to-find components to meet their specific needs.

With the principle of “Quality Parts,Customers Priority,Honest Operation,and Considerate Service”,our business mainly focus on the distribution of electronic components. Line cards we deal with include Microchip,ALPS,ROHM,Xilinx,Pulse,ON,Everlight and Freescale. Main products comprise IC,Modules,Potentiometer,IC Socket,Relay,Connector.Our parts cover such applications as commercial,industrial, and automotives areas.

We are looking forward to setting up business relationship with you and hope to provide you with the best service and solution. Let us make a better world for our industry!



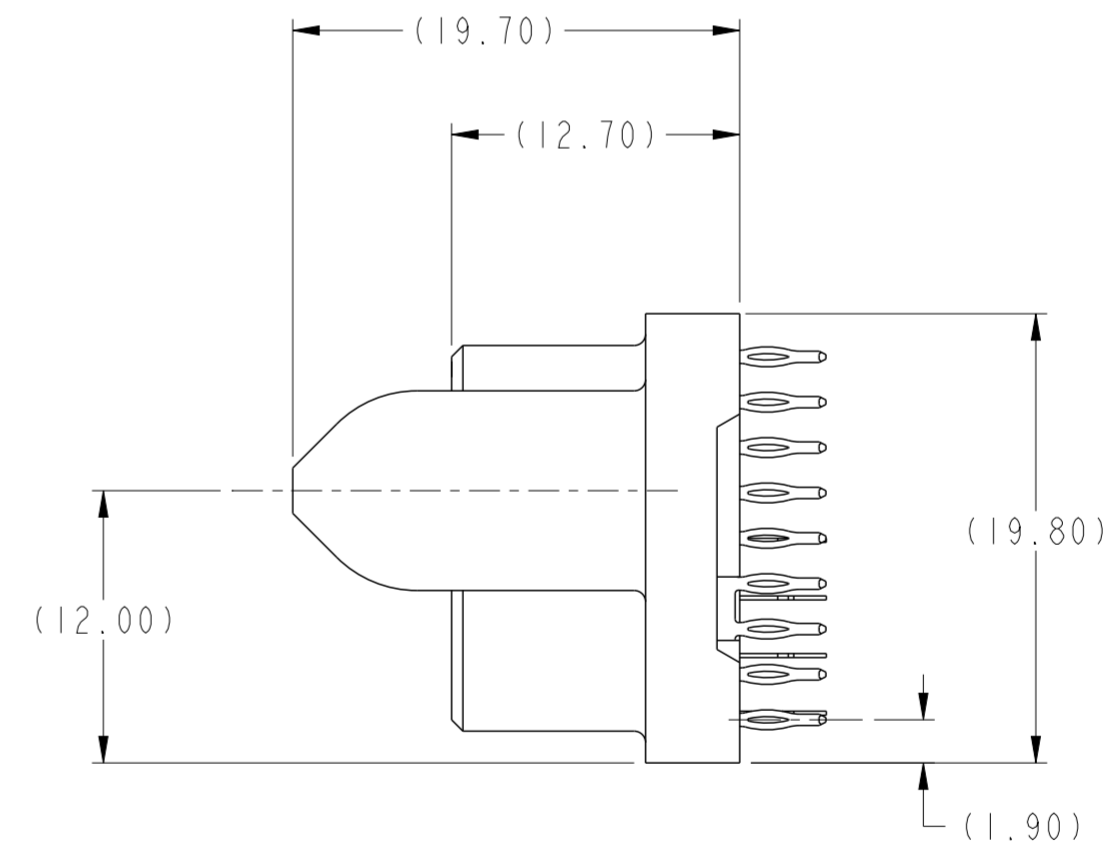
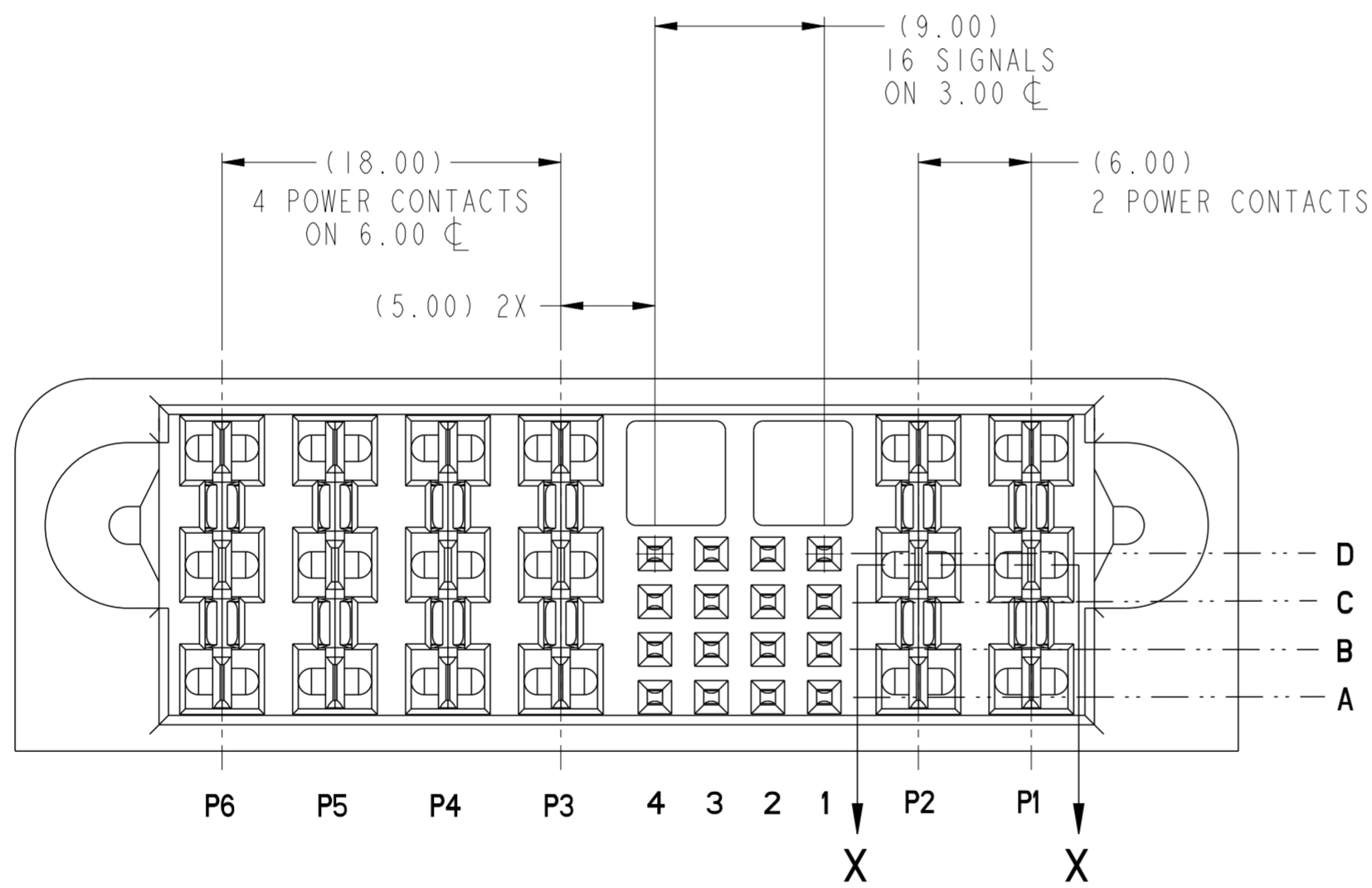
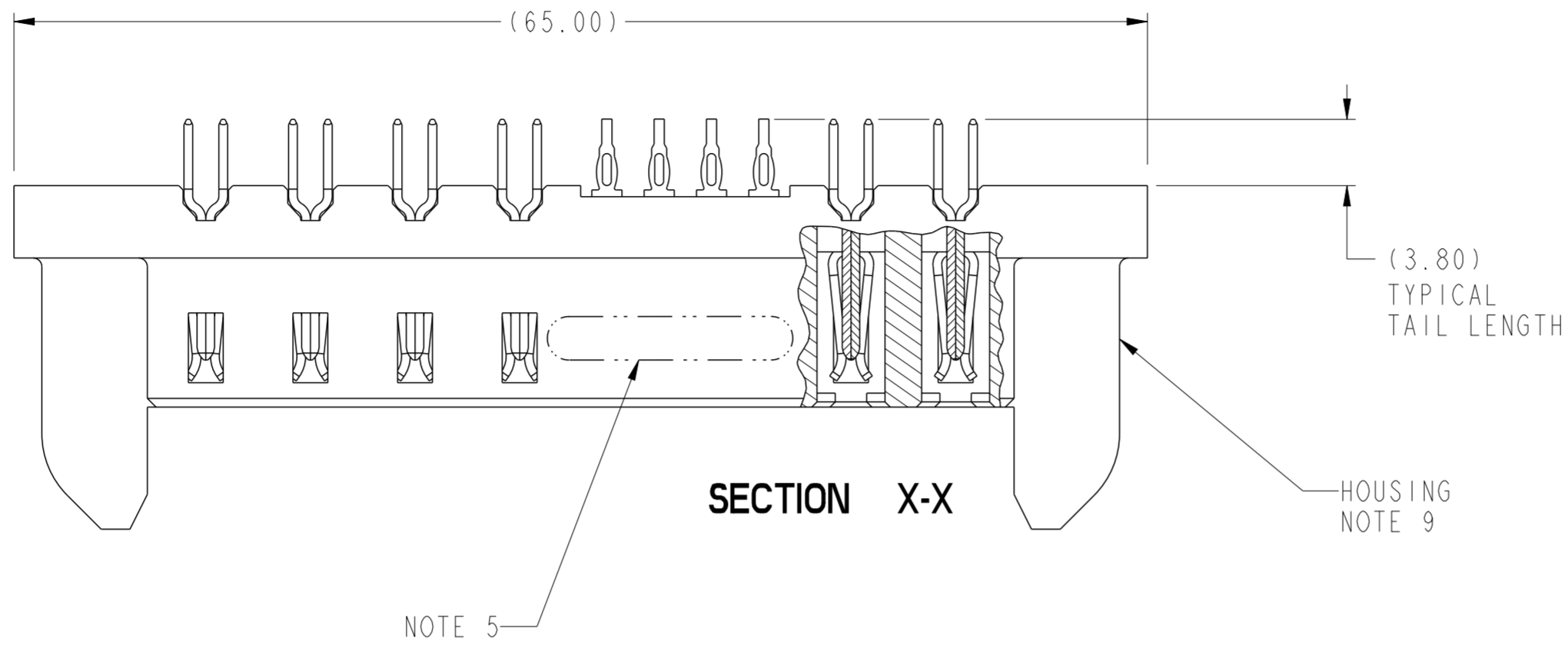
## Contact us

Tel: +86-755-8981 8866 Fax: +86-755-8427 6832

Email & Skype: info@chipsmall.com Web: www.chipsmall.com

Address: A1208, Overseas Decoration Building, #122 Zhenhua RD., Futian, Shenzhen, China





spec ref	-	dr	NotFound DuWa	2010/04/28	projection	MM	size	A2	scale	3:1	
tolerance std	ASME Y14.5	eng	De-Ming Lu	2014/12/27			ecn no	ELX-DG-19849-1			
TOLERANCES UNLESS OTHERWISE SPECIFIED		chr	-	appr			Pei-Ming Zheng	2014/12/29	product family	HCI	rel level
surface	ASME Y14.5	linear	0.X	$\pm 0.5$		<b>VERT RECPT ASSY 2P+16S+4P</b> HCI POWER CONNECTOR	dwg no 10074866	rev D	Product - Customer Drw		
		angular	0°	$\pm 2^\circ$					cat. no.	-	sheet 1 of 4

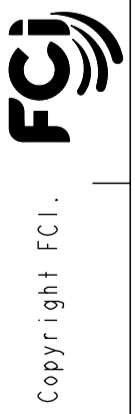


A  
B  
C  
D  
E  
F

A  
B  
C  
D  
E  
F

TOP LAYER DESCRIPTION	TABLE 1 (HCI POWER) PLATED THROUGH-HOLE REQUIREMENTS							
	DRILLED HOLE DIAMETER	COPPER THICKNESS	TIN-LEAD THICKNESS	NICKEL THICKNESS	GOLD THICKNESS	TIN THICKNESS	SILVER THICKNESS	FINISHED HOLE DIAMETER
TIN-LEAD	0.81-0.86 (0.85 DRILL)	0.025 - 0.050	0.005 - 0.015	--	--	--	--	0.65 - 0.80
IMMERSION TIN	0.81-0.86 (0.85 DRILL)	0.025 - 0.050	--	--	--	0.9 - 1.5um	--	0.70 - 0.80
IMMERSION SILVER	0.81-0.86 (0.85 DRILL)	0.025 - 0.050	--	--	--	--	0.15 - 0.65um	0.70 - 0.80
COPPER (SEE NOTE 9)	0.81-0.86 (0.85 DRILL)	0.025 - 0.050	--	--	--	--	--	0.70 - 0.80
GOLD	0.81-0.86 (0.85 DRILL)	0.025 - 0.050	--	0.003 - 0.007	FLASH UP TO 0.0002	--	--	0.69 - 0.80

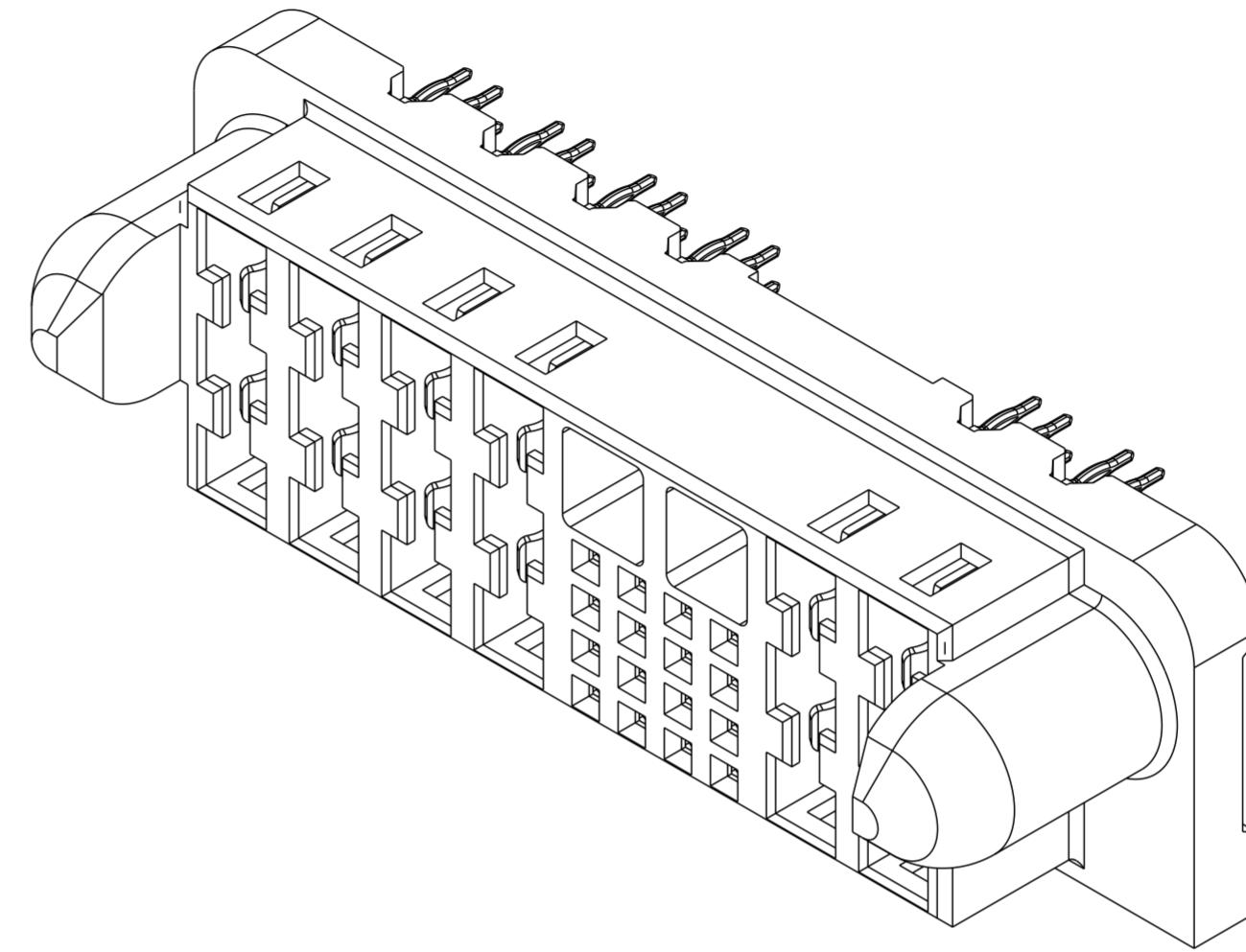
TOP LAYER DESCRIPTION	TABLE 2 (HPC SIGNALS) PLATED THROUGH-HOLE REQUIREMENTS							
	DRILLED HOLE DIAMETER	COPPER THICKNESS	TIN-LEAD THICKNESS	NICKEL THICKNESS	GOLD THICKNESS	TIN THICKNESS	SILVER THICKNESS	FINISHED HOLE DIAMETER
TIN-LEAD	1.125-1.175 ( $\varnothing .0453 \pm .0010$ )	0.025-0.050	0.005-0.015	--	--	--	--	0.94 - 1.10 ( $\varnothing .040 \pm .003$ )
IMMERSION TIN			--	--	--	--	--	
IMMERSION SILVER			--	--	--	--	--	
COPPER (SEE NOTE 9)			--	--	--	--	--	
GOLD			--	--	--	--	--	



Copyright FCI.

dr	NotFound DuWa	2010/04/28	projection		size	A2	scale	1:1		
eng	De-Ming Lu	2014/12/27		MM	ecn no	ELX-DG-19849-1				
chr	-	-			rel level	Released				
appr	Pei-Ming Zheng	2014/12/29	product family	-						
		title			VERT RECPT ASSY 2P+16S+4P		dwg no	10074866	rev	D
www.fci.com		cat. no.			Product - Customer Drw		sheet 3 of 4			

PART NUMBER	M2.5 SCREW NOTE 11	TAIL PLATING	TAIL TYPE
10074866-001	OPTIONAL	SnPb	PRESS-FIT
10074866-001LF	OPTIONAL	Sn	PRESS-FIT



NOTES:

1. CONNECTOR MATERIALS:  
HOUSING: HIGH TEMPERATURE THERMOPLASTIC, BLACK  
UL 94V-0 COMPLIANT  
CONTACTS: HIGH PERFORMANCE COPPER ALLOY
2. CONTACT FINISH(ref. GS-12-380 SECTION 5.2)
3. PRODUCT SPECIFICATION: GS-12-380.
4. APPLICATION SPECIFICATION: GS-20-070.
5. PRODUCT MARKING (PRODUCT NUMBER & DATE CODE) ON HOUSING IN AREA SHOWN.
6. MINIMUM NOMINAL PCB THICKNESS: 1.6mm
7. PACKAGING MEETS FCI SPECIFICATION GS-14-1073.
8. HOUSING COMPONENT WILL WITHSTAND EXPOSURE TO 260°C  
PEAK TEMPERATURE FOR 60 SECONDS IN A CONVECTION, INFRA-RED,  
OR VAPOR PHASE REFLOW OVEN.
9. COPPER PLATING THICKNESS IN CENTER OF VIA-HOLE CAN BE  
NO MORE THAN 0.003 LESS THAN OTHER AREAS.
10. ALL HOLE SIZES ARE FINISHED HOLE SIZES.
11. RECOMMENDED RETENTION TO PCB.  
  
 $\varnothing 0.110[2.79]$  THRU HOLE (UNPLATED) FOR M2.5 SELF THREADING SCREW, MAX  
HEAD  $\varnothing 0.177[4.50]$ .  
RECOMMENDED SCREW LENGTH  $0.276[7.00] + \text{PCB THICKNESS}$ .  
RECOMMENDED SCREW SEATING TO PCB TORQUE: 2-5 lbf-in (2300-5760 gf-cm).

dr	Not Found DuWa	2010/04/28	projection	MM	size	A2	scale	3:1
eng	De-Ming Lu	2014/12/27			ecn no	ELX-DG-19849-1		
chr	-	-			rel level	Released		
appr	Pei-Ming Zheng	2014/12/29	product family	HCI	cat. no.	10074866	rev	D
www.fci.com		Product - Customer Drw		sheet 4 of 4				

