



Chipsmall Limited consists of a professional team with an average of over 10 year of expertise in the distribution of electronic components. Based in Hongkong, we have already established firm and mutual-benefit business relationships with customers from,Europe,America and south Asia,supplying obsolete and hard-to-find components to meet their specific needs.

With the principle of “Quality Parts,Customers Priority,Honest Operation,and Considerate Service”,our business mainly focus on the distribution of electronic components. Line cards we deal with include Microchip,ALPS,ROHM,Xilinx,Pulse,ON,Everlight and Freescale. Main products comprise IC,Modules,Potentiometer,IC Socket,Relay,Connector.Our parts cover such applications as commercial,industrial, and automotives areas.

We are looking forward to setting up business relationship with you and hope to provide you with the best service and solution. Let us make a better world for our industry!



Contact us

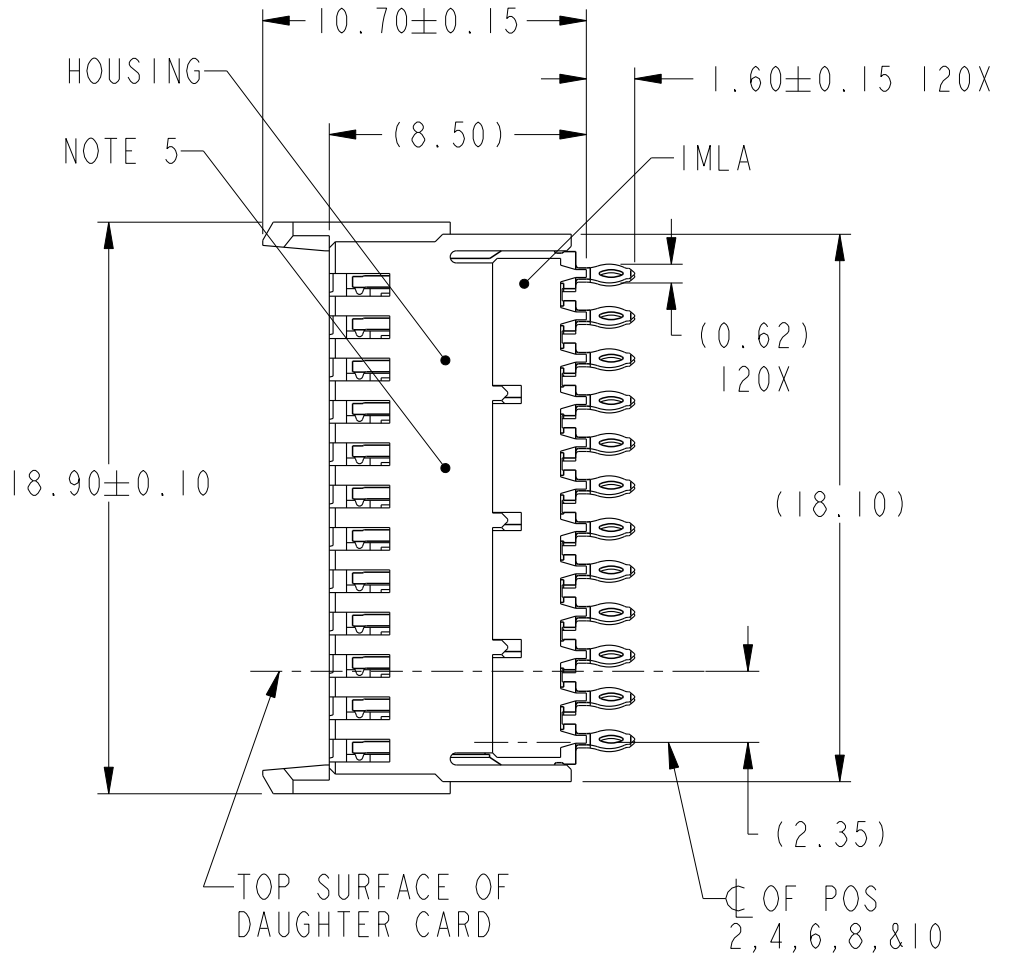
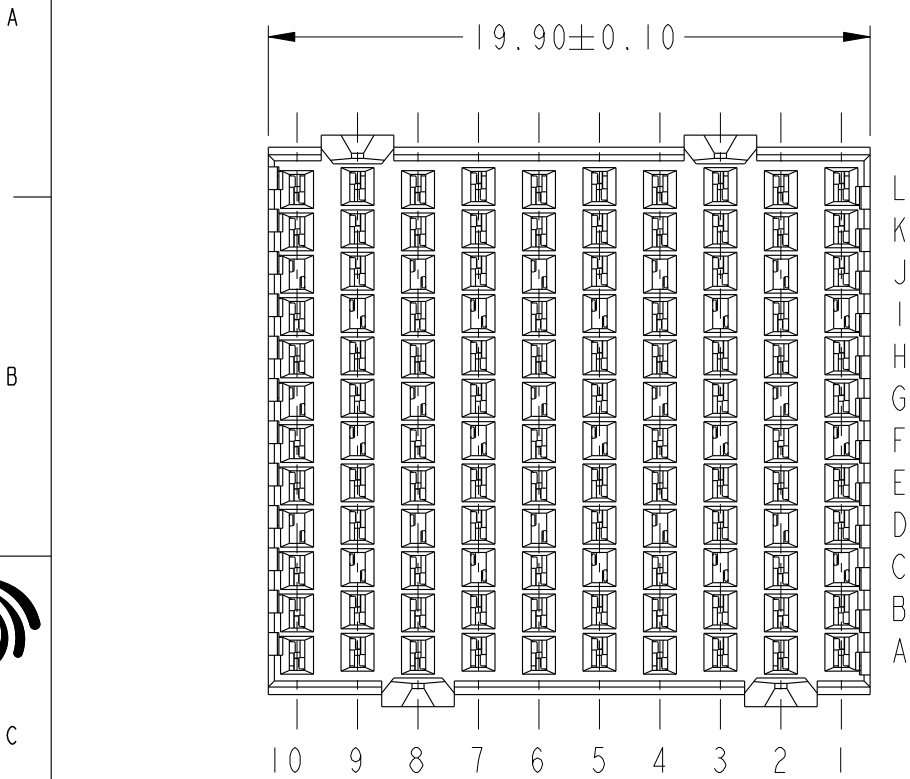
Tel: +86-755-8981 8866 Fax: +86-755-8427 6832

Email & Skype: info@chipsmall.com Web: www.chipsmall.com

Address: A1208, Overseas Decoration Building, #122 Zhenhua RD., Futian, Shenzhen, China



PRODUCT NUMBER
SEE TABLE, SHEET 4



Copyright FCI.

rev	ecn no	dr	date
A	S08-0174	LS	2008-06-03
B	S08-0187	LS	2008-06-13
-	-	-	-
-	-	-	-
-	-	-	-
-	-	-	-

www.fciconnect.com		surface - ASME Y14.5	tolerance std - ASME Y14.5	projection	MM
		TOLERANCES UNLESS OTHERWISE SPECIFIED			Scale 4:1
Dr	L.S NGWE	2008-06-03	ANGULAR	size A4	ECN ***
Eng	C.H. TAN	2008-06-13	LINEAR		
Chr	C.H. TAN	2008-06-13	0° ±°		
Appr	JOEY NG	2008-06-13	Product family AirMax VS	Spec ref	
		AirMax VS VERT RECPT ASSY		dwg no 10084601	Rev. B
		PRESS-FIT, 120 POSITION, 20mm		CUSTOMER	sheet 1 of 4
		catalog no -			

REV F - 2006-04-17

1

2

3

4

A

B

C

D

A

B

C

D

2.00 TYP

ANTIPAD WIDTH =
2.0 - (TRACE + SPACE + TRACE)
TYP

3.200
TYP

1.40 TYP

0.10 TYP

SEE NOTE 9
⊕ 0.10
ALL HOLES

DETAIL A
SCALE 4:1

DIM B

DIM A

(19.90)

NOMINAL OUTLINE
OF CONNECTOR

TOP SURFACE OF
DAUGHTER CARD

(1.80)

(18.90)

(2.35)

⊕ OF POS
2, 4, 6, 8, & 10

(2.25)
⊕ OF POS
1, 3, 5, 7, & 9

DETAIL A

RECOMMENDED PCB LAYOUT
FOR DIFFERENTIAL APPLICATIONS,
COMPONENT SIDE
(TWO ADJACENT FOOTPRINTS SHOWN)
NOTES 6 & 7

ADJACENT HEADER WIDTHS	DIM A	DIM B
20MM/20MM	2.00	20.00
20MM/22MM	3.00	21.00
22MM/22MM	4.00	22.00



title AirMax VS VERT RECPT ASSY
PRESS-FIT, 120 POSITION, 20mm
catalog no -

dwg no 10084601
Rev. B
CUSTOMER sheet 2 of 4

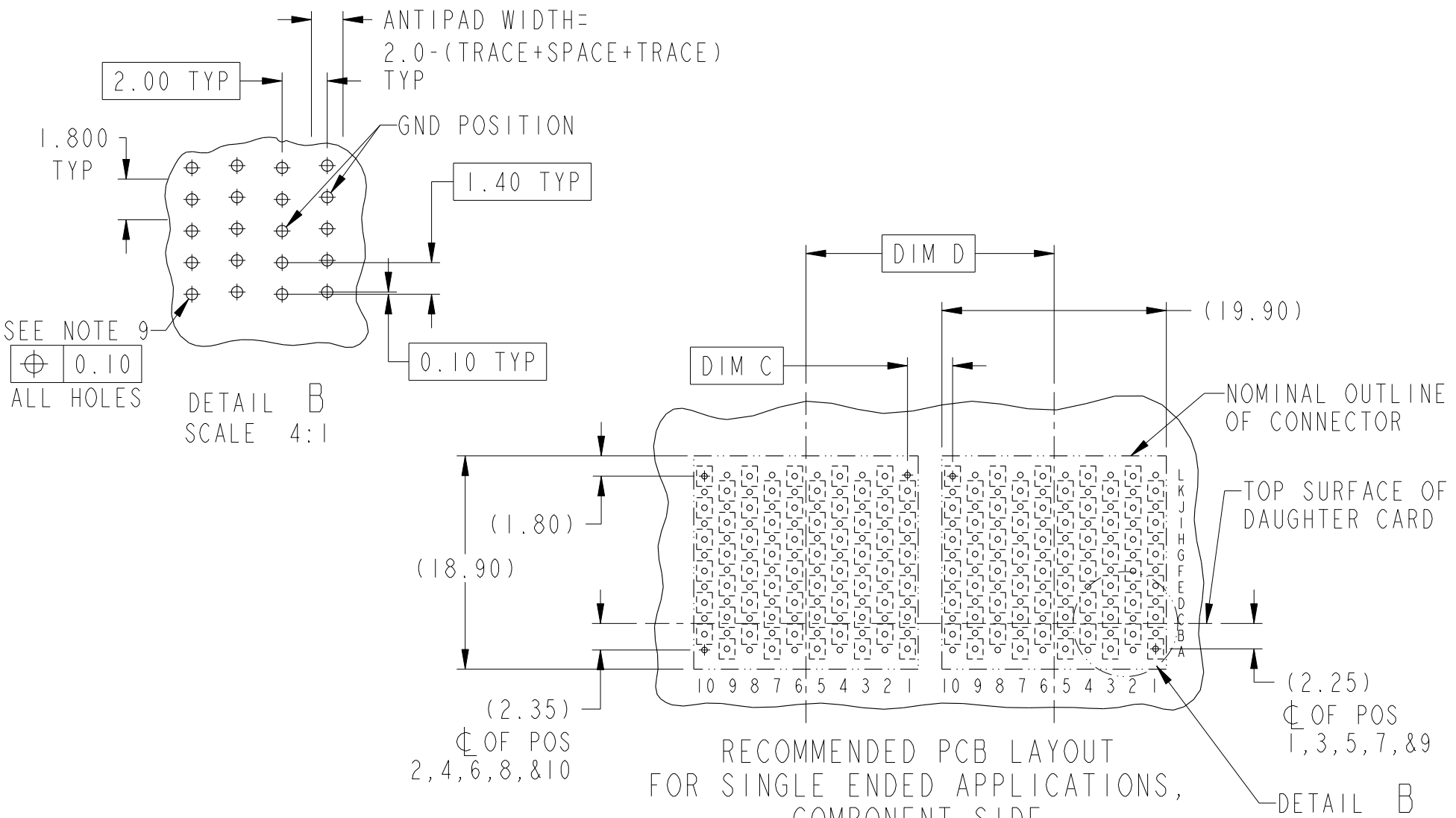
2



Copyright FCI.



Copyright FCI.



RECOMMENDED PCB LAYOUT
FOR SINGLE ENDED APPLICATIONS,
COMPONENT SIDE
(TWO ADJACENT FOOTPRINTS SHOWN)
NOTES 6 & 7

ADJACENT HEADER WIDTHS	DIM C	DIM D
20MM/20MM	2.00	20.00
20MM/22MM	3.00	21.00
22MM/22MM	4.00	22.00

	TITLE AirMax VS VERT RECPT ASSY PRESS-FIT, 120 POSITION, 20mm, (SS1)	dwg no 10084601	Rev. B
	catalog no -	CUSTOMER	sheet 3 of 4

REV F - 2006-04-17

1

2

3

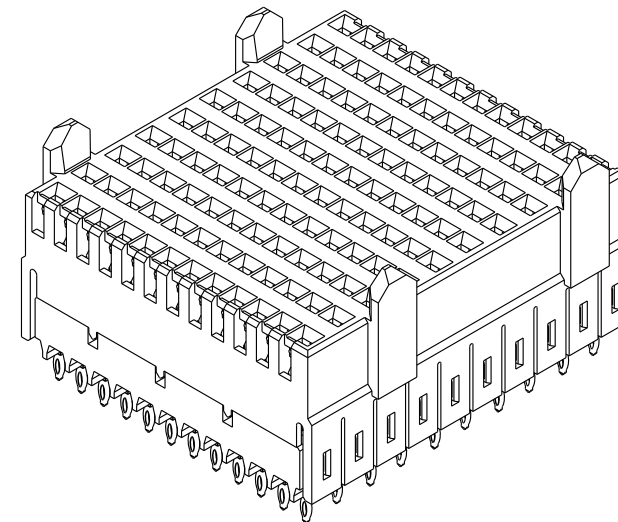
4

PART NUMBER	PRESS-FIT TAIL PLATING TYPE
10084601-101LF	TIN OVER NICKEL (LEAD FREE)

A

NOTES:

1. CONNECTOR MATERIALS:
HOUSING: HIGH TEMP THERMOPLASTIC, NATURAL, UL94V-0
IMLA PLASTIC: HIGH TEMP THERMOPLASTIC, BLACK, UL94V-0
CONTACT: COPPER ALLOY
2. CONTACT PLATING:
SEPARABLE INTERFACE:
PERFORMANCE-BASED PLATING, QUALIFIED TO MEET THE REQUIREMENTS
OF FCI PRODUCT SPECIFICATION GS-12-239, INCLUDING TELCORDIA
GR-1217-CORE (NOVEMBER 1995) CENTRAL OFFICE.
PRESS-FIT TAILS: SEE TABLE
3. PRODUCT SPECIFICATION: GS-12-239
4. APPLICATION SPECIFICATION: GS-20-035
5. PRODUCT MARKING, (PART NUMBER & LOT CODE),
ON THIS SURFACE
6. REFER TO CUSTOMER DRAWING 10035911 FOR INFORMATION
REGARDING PCB LAYOUT OF POWER AND GUIDE MODULES
RELATIVE TO SIGNAL MODULES
7. POSITION F OF ODD NUMBERED COLUMNS AND POSITION G
OF EVEN NUMBERED COLUMNS CORRESPOND TO EARLY MATE
HEADER PINS
8. THERE IS NO GROUND BUSSING WITHIN THE CONNECTOR SYSTEM
9. SEE CUSTOMER DRAWING 10045979 FOR INFORMATION ON PCB HOLE
DIAMETER AND PLATING OPTIONS
10. THIS PRODUCT MEETS EUROPEAN UNION DIRECTIVES AND OTHER
COUNTRY REGULATIONS AS DESCRIBED IN GS-22-008
11. THE HOUSING WILL WITHSTAND EXPOSURE
TO 260°C PEAK TEMPERATURE FOR
40 SECONDS IN A CONVECTION, INFRA-RED
OR VAPOR PHASE REFLOW OVEN
12. PACKAGING MEETS GS-14-920 LEAD FREE
LABELING SPECIFICATION



A

B

B

C

C

D

D



Copyright FCI.

FCI	title	AirMax VS VERT RECPT ASSY	dwg no	10084601	Rev.	B
		PRESS-FIT, 120 POSITION, 20mm				
	catalog no	-	CUSTOMER	sheet 4 of 4		