



Chipsmall Limited consists of a professional team with an average of over 10 year of expertise in the distribution of electronic components. Based in Hongkong, we have already established firm and mutual-benefit business relationships with customers from,Europe,America and south Asia,supplying obsolete and hard-to-find components to meet their specific needs.

With the principle of “Quality Parts,Customers Priority,Honest Operation,and Considerate Service”,our business mainly focus on the distribution of electronic components. Line cards we deal with include Microchip,ALPS,ROHM,Xilinx,Pulse,ON,Everlight and Freescale. Main products comprise IC,Modules,Potentiometer,IC Socket,Relay,Connector.Our parts cover such applications as commercial,industrial, and automotives areas.

We are looking forward to setting up business relationship with you and hope to provide you with the best service and solution. Let us make a better world for our industry!



Contact us

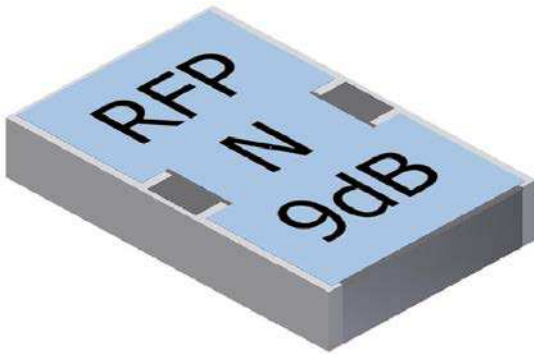
Tel: +86-755-8981 8866 Fax: +86-755-8427 6832

Email & Skype: info@chipsmall.com Web: www.chipsmall.com

Address: A1208, Overseas Decoration Building, #122 Zhenhua RD., Futian, Shenzhen, China



Flangeless Attenuator 100 Watts



General Specifications:

Resistive Element:	Thick film
Substrate:	Aluminum Nitride ceramic

Electrical Specifications:

Attenuation Range:	1, 2, 3, 4, 5, 6, 9, 10, 20 or 30 dB
Frequency Range:	DC – See Chart
Power:	100 Watts
VSWR:	1.25:1

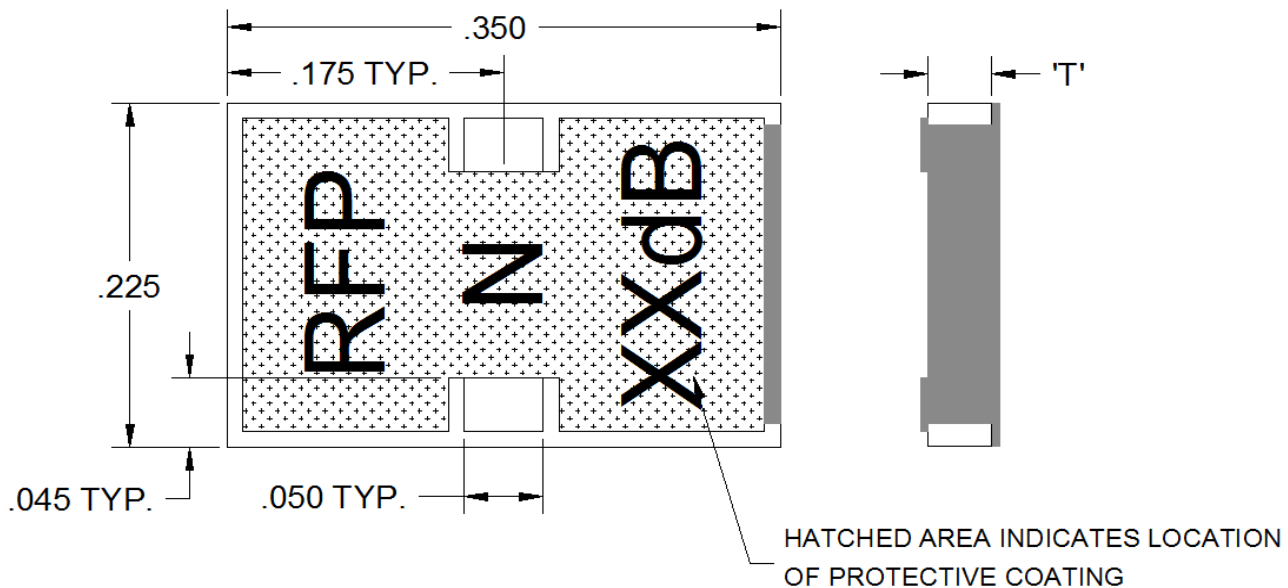
Note: Tolerance is $\pm 0.010''$, unless otherwise specified. Designed to meet or exceed applicable portions of MIL-E-5400. Operating temperature is -55°C to 155°C (see chart for derating temperatures).

Specifications subject to change without notice.

Features

- DC – 3.0 GHz
- 100 Watts
- AlN Ceramic
- Non-Nichrome Resistive Element
- Low VSWR
- 100% Tested

Outline Drawing:



Available on Tape and Reel
for Pick and Place Manufacturing

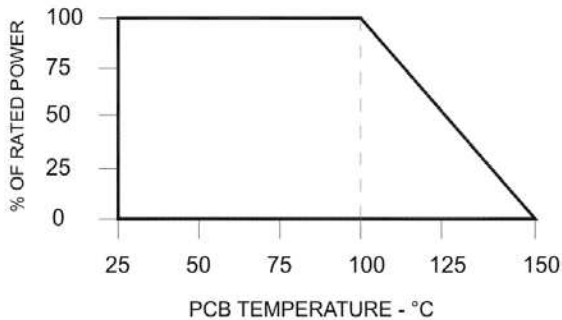
Anaren
What'll we think of next?™

USA / Canada: (315)432-8909
Toll Free: (800) 544-2414
Europe: +44 2392-232392

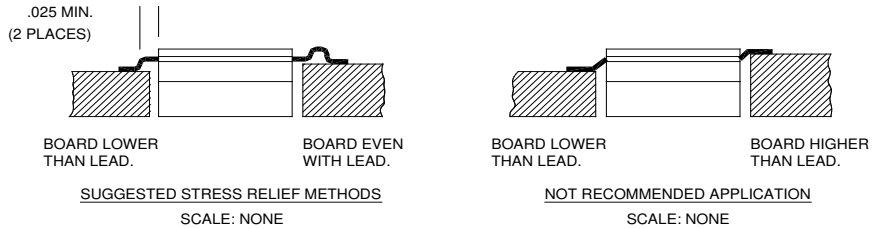
Performance Specifications:

Part Number	Attenuation	Value (A-B)	Value (A-C)	Value (B-C)	Tol.	Frequency	Thickness "T"
100N1CAF	1dB±0.25/-0.6dB	4.8Ω	435Ω	435Ω	±4%	DC - 2.2GHz	0.060
100N2CAF	2dB±0.40dB	9.6Ω	232Ω	232Ω	±4%	DC - 2.2GHz	0.060
100N3CAF	3dB±0.40dB	15.2Ω	155Ω	155Ω	±4%	DC - 2.5GHz	0.060
100N4CAF	4dB±0.40dB	22.0Ω	131Ω	131Ω	±4%	DC - 2.5GHz	0.060
100N5CAF	5dB±0.40dB	28.5Ω	94.7Ω	94.7Ω	±4%	DC - 3.0GHz	0.060
100N6CAF	6dB±0.40dB	33.7Ω	82.5Ω	82.5Ω	±4%	DC - 3.0GHz	0.060
100N9CAF	9dB±1.0dB	50.6Ω	61.3Ω	61.3Ω	±4%	DC - 2.2GHz	0.060
100N10CAF	10dB±1.5/-1.75dB	56.0Ω	60.0Ω	60.0Ω	±4%	DC - 2.2GHz	0.060
100N20CAF	20dB±0.50dB	248Ω	61.0Ω	61.0Ω	±4%	DC - 2.2GHz	0.040
100N30CAF	30dB±1.00dB	790Ω	53.0Ω	53.0Ω	±4%	DC - 2.2GHz	0.040

Power De-rating:



Mounting Footprint and Procedure:



Suggested Mounting Procedures:

1. Make sure that the devices are mounted on flat surfaces (.001" under the device) to optimize the heat transfer.
2. Drill & Tap the heatsink for the appropriate thread size to be used.
3. Coat heatsink with a minimum amount of high quality silicone grease (.001" Max. thickness).
4. Position device on mounting surface & secure using socket head screws, flat & split washer, torque screws to the appropriate value. Make sure that the device is flat against the heatsink, (care should be taken to avoid upward pressure of the leads towards the lid).
5. Solder leads in place using an appropriate type solder with a controlled temperature iron (700°F).

****For more details contact factory****

Available on Tape and Reel
for Pick and Place Manufacturing

Anaren
What'll we think of next?™

USA / Canada: (315)432-8909
Toll Free: (800) 544-2414
Europe: +44 2392-232392