



Chipsmall Limited consists of a professional team with an average of over 10 year of expertise in the distribution of electronic components. Based in Hongkong, we have already established firm and mutual-benefit business relationships with customers from,Europe,America and south Asia,supplying obsolete and hard-to-find components to meet their specific needs.

With the principle of “Quality Parts,Customers Priority,Honest Operation,and Considerate Service”,our business mainly focus on the distribution of electronic components. Line cards we deal with include Microchip,ALPS,ROHM,Xilinx,Pulse,ON,Everlight and Freescale. Main products comprise IC,Modules,Potentiometer,IC Socket,Relay,Connector.Our parts cover such applications as commercial,industrial, and automotives areas.

We are looking forward to setting up business relationship with you and hope to provide you with the best service and solution. Let us make a better world for our industry!



Contact us

Tel: +86-755-8981 8866 Fax: +86-755-8427 6832

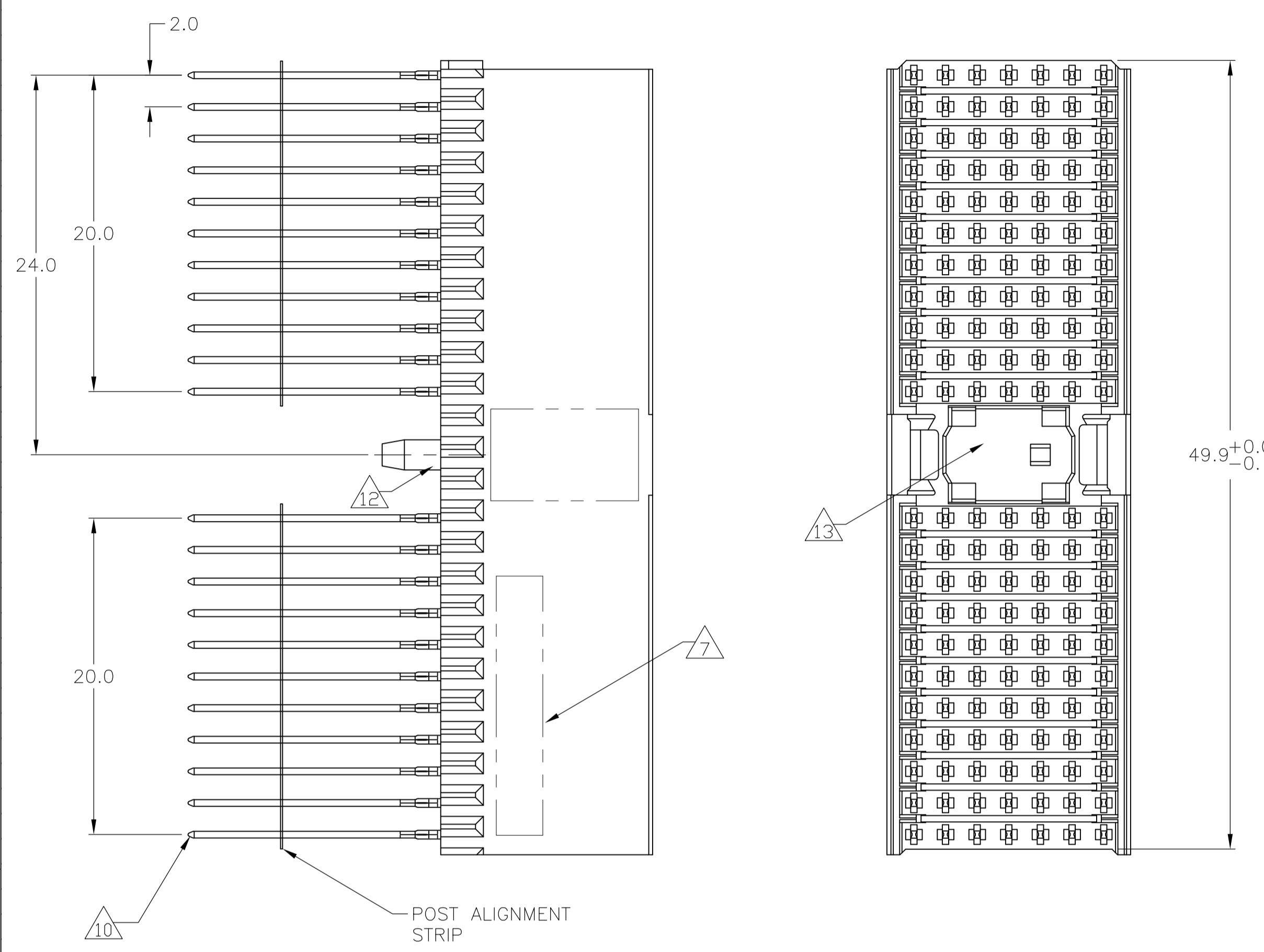
Email & Skype: info@chipsmall.com Web: www.chipsmall.com

Address: A1208, Overseas Decoration Building, #122 Zhenhua RD., Futian, Shenzhen, China

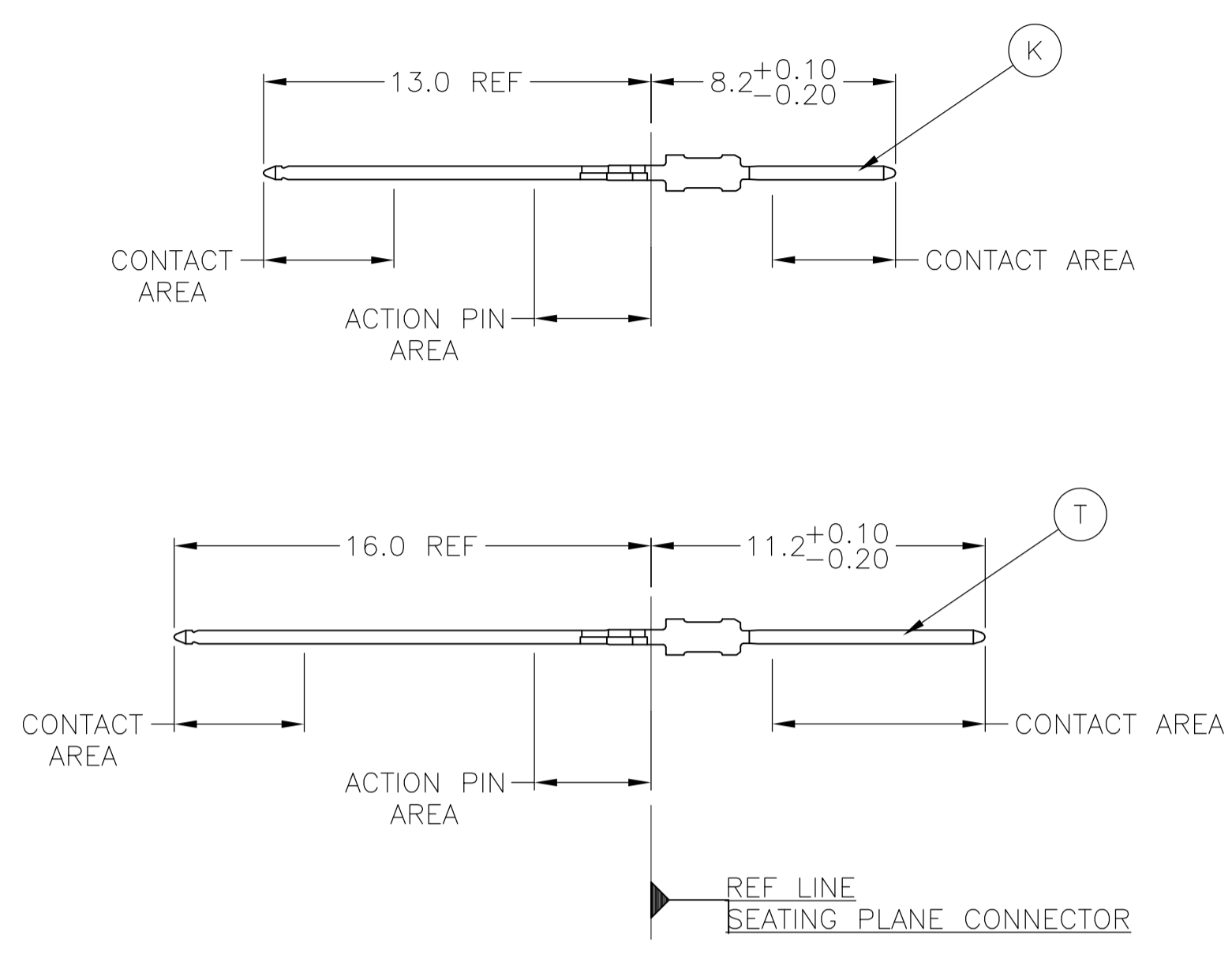


LOC		DIST		REVISIONS			
P	LTR	DESCRIPTION	DATE	DMN	APVD		
D		REVISED PER ECN 0512-0304-05	06JUN06	JDP	GES		
E		ECR-10-018652	10SEP10	SW	MCW		
F		ECR-12-010652	6NOV12	SY	AC		

CONNECTOR ASSEMBLY EXAMPLARY LOADED

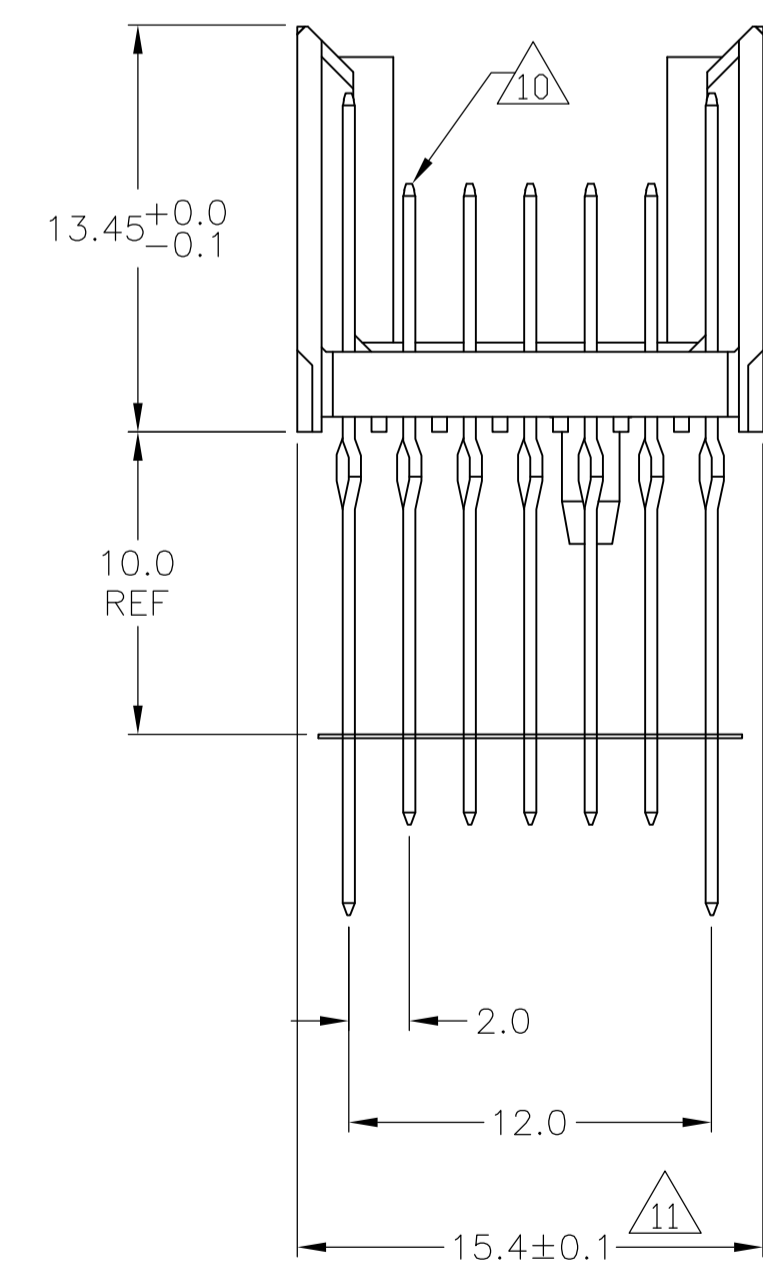


CONTACT DIMENSIONS SCALE 5:1

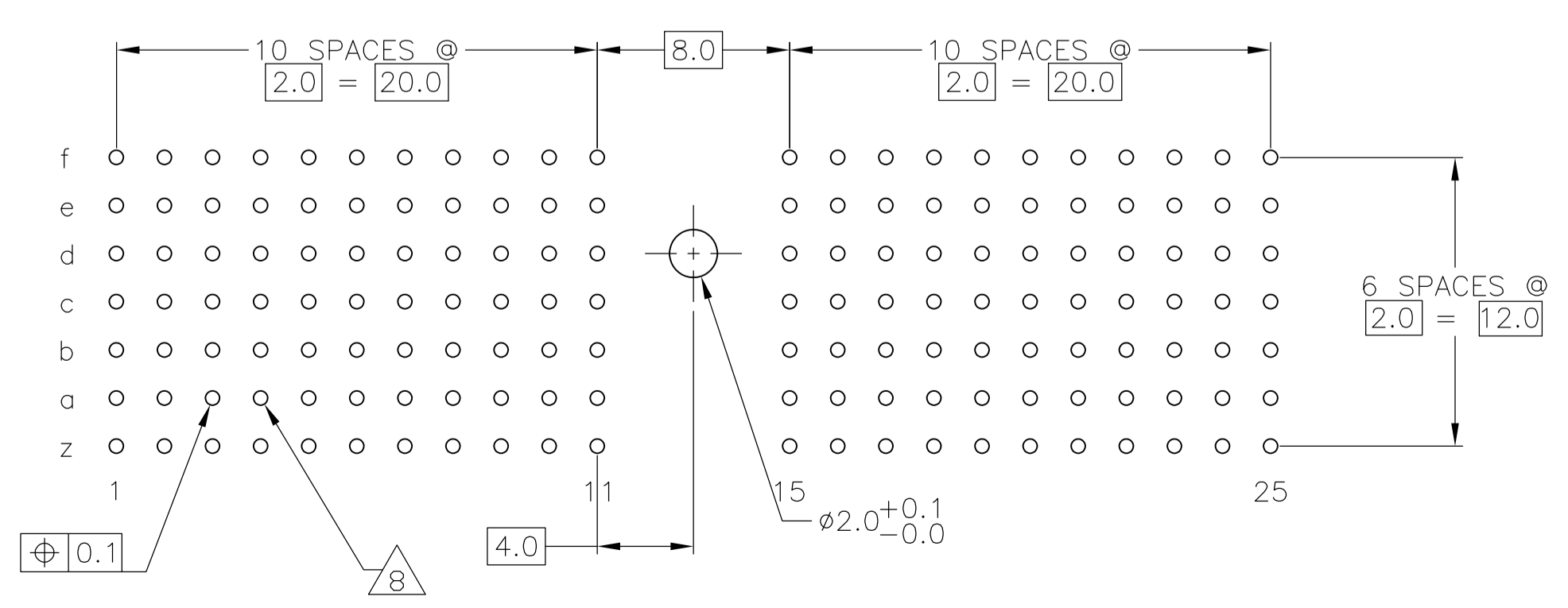


CONTACT LAYOUT

	z	a	b	c	d	e	f
1	T	K	K	K	K	K	T
2	T	K	K	K	K	K	T
3	T	K	K	K	K	K	T
4	T	K	K	K	K	K	T
5	T	K	K	K	K	K	T
6	T	K	K	K	K	K	T
7	T	K	K	K	K	K	T
8	T	K	K	K	K	K	T
9	T	K	K	K	K	K	T
10	T	K	K	K	K	K	T
11	T	K	K	K	K	K	T
MULTI PURPOSE CENTER							
15	T	K	K	K	K	K	T
16	T	K	K	K	K	K	T
17	T	K	K	K	K	K	T
18	T	K	K	K	K	K	T
19	T	K	K	K	K	K	T
20	T	K	K	K	K	K	T
21	T	K	K	K	K	K	T
22	T	K	K	K	K	K	T
23	T	K	K	K	K	K	T
24	T	K	K	K	K	K	T
25	T	K	K	K	K	K	T



RECOMMENDED PCB-HOLE LAYOUT COMPONENT SIDE SHOWN



PLATED THRU HOLES PARAMETERS REFERENCE APPLICATION SPECIFICATION

2	6	14	1-106509-9
2	5	14	106509-9
2	4		106509-4
2	3		106509-1
OBSOLETE			
FINISH		PART NUMBER	

THIS DRAWING IS A CONTROLLED DOCUMENT.

DIMENSIONS: mm	TOLERANCES UNLESS OTHERWISE SPECIFIED:	DIN B. CARBO 21APROS	Tyco Electronics Corporation Harrisburg, Pa 17105-3608
0-PLC ±	1-PLC ±0.1	21APROS	
2-PLC ±	3-PLC ±	APVD G. SKIPPER 21APROS	NAME MALE ASSEMBLY, Z-PACK 2mm HM, TYPE A
4-PLC ±	ANGLES ±		108-19082
			APPLICATION SPEC 114-19029
MATERIAL 1	FINISH SEE TABLE	WEIGHT	SIZE CAGE CODE DRAWING NO. RESTRICTED TO
			A1 00779 C=106509
			CUSTOMER DRAWING SCALE 4:1 SHEET 1 OF 2 REV F

LOC		DIST		REVISIONS				
P	LTR	DESCRIPTION	DATE	DN	APVD			
AD	00	SEE SHEET 1	-	-	-			

- 1 MATERIAL:
CONTACT: PHOSPHOR BRONZE.
HOUSING: GLASS-FILLED POLYESTER.
- 2 GENERAL PLATING SPECIFICATION: UNDERPLATING
(ENTIRE CONTACT): 1.27µm MIN NICKEL AND ACTION
PIN: 0.5µm MIN TIN/LEAD.
FOR PLATING OF MATING SURFACES SEE APPLICABLE
SPECIFICATION REFERENCE FOR EACH DASH NUMBER.
- 3 CONFORMS TO ALL TESTING ACCORDING TO IEC 61076-4-101
PERFORMANCE LEVEL 2.
- 4 CONFORMS TO ALL TESTING ACCORDING TO IEC 61076-4-101
PERFORMANCE LEVEL 1.
- 5 CONNECTOR TESTED AND QUALIFIED AGAINST TELCORDIA GR-1217-CORE QUALITY LEVEL 3,
CENTRAL OFFICE APPLICATIONS.
- 6 CONNECTOR TESTED AND QUALIFIED AGAINST TELCORDIA GR-1217-CORE QUALITY LEVEL 3,
UNCONTROLLED ENVIROMENT APPLICATIONS.
- 7 CONNECTOR MARKED WITH PART NUMBER AND DATE CODE.
ADDITIONAL CHARACTERS OR MARKINGS, AS WELL AS THE LOCATION OF THE MARKINGS,
MAY BE ADDED FOR TRACEABILITY BASED UPON MANUFACTURERS DISCRETION.
- 8 PLATED-THROUGH HOLES AT 2x2mm SQUARE GRID
PATTERN DEFINED BY CONTACT LAYOUT.
- 9 FOR ACTUAL PIN LOADING SEE "CONTACT LAYOUT".
- 10 FOR ACTUAL PIN DIMENSIONS SEE "CONTACT DIMENSIONS".
- 11 TO BE MEASURED AT BOTTOM OF SHROUD.
- 12 POLARIZATION FEATURE.
- 13 AREA RESERVED FOR KEYING PART (BASIC P/N 100525).
- 14 CONNECTOR LUBRICATED WITH BELCORE APPROVED LUBRICANT,
TECHNICAL REFERENCE: TR-NWT-001217 ISSUE 1, SEP 1992.

THIS DRAWING IS A CONTROLLED DOCUMENT.		DIN E CARBO 21APR05	Tyco Electronics Corporation Harrisburg, Pa 17105-3608	
DIMENSIONS: mm		CHK G SKIPPER 21APR05	NAME MALE ASSEMBLY, Z-PACK 2mm HM, TYPE A	
TOLERANCES UNLESS OTHERWISE SPECIFIED: 0-PLC ± 1-PLC ± 0.1 2-PLC ± 3-PLC ± 4-PLC ± ANGLES ±		APVD G SKIPPER 21APR05	PRODUCT SPEC 108-19082	
MATERIAL SEE SHEET 1		FINISH SEE SHEET 1	APPLICATION SPEC 114-19029	RESTRICTED TO -
WEIGHT -		SIZE A1	CAGE CODE 00779	DRAWING NO 106509
CUSTOMER DRAWING		SCALE 4:1	SHEET 2	OF 2
		REV F		