



Chipsmall Limited consists of a professional team with an average of over 10 year of expertise in the distribution of electronic components. Based in Hongkong, we have already established firm and mutual-benefit business relationships with customers from,Europe,America and south Asia,supplying obsolete and hard-to-find components to meet their specific needs.

With the principle of “Quality Parts,Customers Priority,Honest Operation,and Considerate Service”,our business mainly focus on the distribution of electronic components. Line cards we deal with include Microchip,ALPS,ROHM,Xilinx,Pulse,ON,Everlight and Freescale. Main products comprise IC,Modules,Potentiometer,IC Socket,Relay,Connector.Our parts cover such applications as commercial,industrial, and automotives areas.

We are looking forward to setting up business relationship with you and hope to provide you with the best service and solution. Let us make a better world for our industry!



Contact us

Tel: +86-755-8981 8866 Fax: +86-755-8427 6832

Email & Skype: info@chipsmall.com Web: www.chipsmall.com

Address: A1208, Overseas Decoration Building, #122 Zhenhua RD., Futian, Shenzhen, China



MECHANICAL HAND TOOL WARRANTY

POLICY HellermannTyton warrants its mechanical hand tools to be free from defects in manufacturer workmanship and material under normal conditions of use and service for a period of 90 days from initial delivery to the purchaser. Purchaser shall notify HellermannTyton of any warranty claim within ten (10) business days after discovery, but not later than the expiration of the above warranty period or such claim shall be deemed waived. THE FOREGOING WARRANTIES AND REMEDIES ARE EXCLUSIVE AND IN LIEU OF ALL OTHER WARRANTIES AND REMEDIES WHATSOEVER, EXPRESSED OR IMPLIED, INCLUDING, BUT NOT LIMITED TO, ANY WARRANTIES OF MERCHANTABILITY OR FITNESS FOR A PARTICULAR PURPOSE, WHICH HELLERMANN TYTON EXPRESSLY DISCLAIMS. ALL WARRANTIES ARE DEEMED VOID IF TOOL IS OPENED OR TAMPERED WITH.



WARRANTY PROGRAM Thank you for purchasing a HellermannTyton mechanical cable tie tool. HellermannTyton mechanical hand tools come with a standard 90 day warranty. To receive a free one year extended warranty register the tool on our website.

STANDARD	EXTENDED
90 Days	1 Year <i>Register online to apply</i>

To register your product and find details on the extended warranty, go to: www.hellermann.tyton.com/warranty



Register product online within 1 month



Registration notice e-mail will be sent

1 Year of FREE Warranty Repairs

REPAIR PROGRAM HellermannTyton will repair mechanical hand tools after expiration of warranty date for a fee. Please refer to our website www.hellermann.tyton.com/warranty for more information.

- ⚠ WARNINGS:**
- Always wear approved eye protection.
 - NOT insulated. Plastic-dipped or slip-on plastic handles are NOT intended for protection against electrical shock.
 - Never use on or near live electrical circuits.
 - Do not disassemble housing halves or injury may occur due to spring-loaded components. Disassembly of housing will void the Warranty.



For instructions on how to calibrate your tool, visit www.hellermann.tyton.com/manuals



HellermannTyton

HellermannTyton North American Corporate Headquarters
 7930 N. Faulkner Rd, PO Box 245017
 Milwaukee, WI 53224-9517
 Phone: (414) 355-1130, (800) 537-1512
 Fax: (414) 355-7341, (800) 848-9866
 email: corp@htamericas.com
www.hellermann.tyton.com
TS16949, ISO 9001, and ISO 14001 Certified

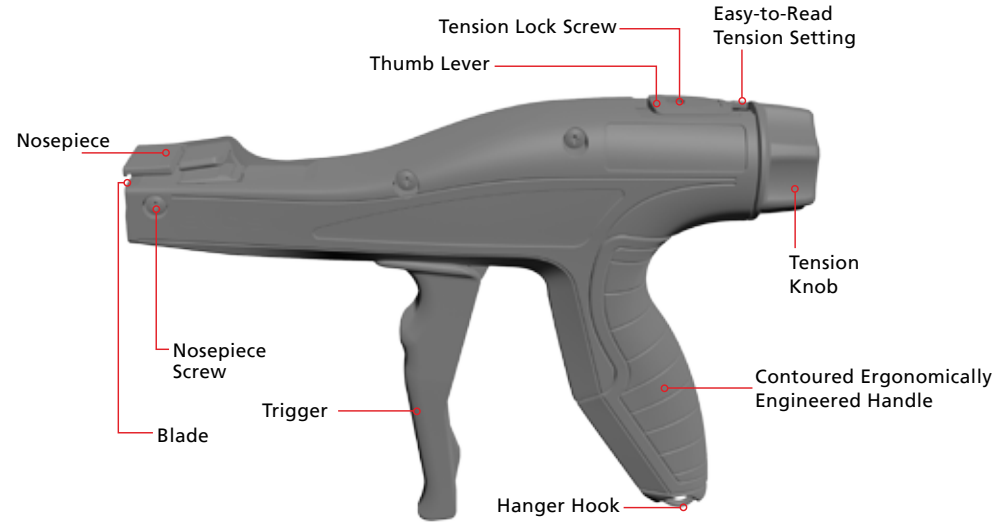
HellermannTyton Canada
 Unit #4, 205 Industrial Parkway North
 Aurora, Ontario L4G 4C4 Canada
 Phone: (800) 661-2461
 Fax: (800) 390-3904
 email: sales@hellermanntyton.ca

HellermannTyton (México)
 S. de R.L. de C.V.
 Anillo Periférico Sur 7980 Edificio 6A
 Parque Industrial Tecnológico II
 Santa María Tequepepan
 Tlaquepaque, Jalisco, México 45601
 Tel 52+33+ 3133 9880
 Fax 52+ 33+ 3133 9861
ISO 9001 Certified

HellermannTyton

OPERATION MANUAL EVO 7 | EVO 7SP | EVO 9 | EVO 9HT CABLE TIE APPLICATION TOOLS

EVO® EVO series hand tools are the most ergonomic cable tie application tools on the market. Durability, comfort and precision are combined into one revolutionary tool. At the heart of the EVO design lies patent-pending Tension / Lock / Cut (TLC) technology; the unbeatable ability to accurately and consistently cut a cable tie flush, at an exact tension, with minimal strain to hands and wrists.



HOW TO USE THE TOOL

1 Apply HellermannTyton cable tie around the bundle.

2 Set tool tension for application. See "Tension Adjustment" inside

3 Insert strap of cable tie through side opening of nosepiece.

4 Place front of nosepiece flush to the head of the cable tie.

5 Pull trigger until cable tie tensions and cuts.

TENSION ADJUSTMENT

1 Slide thumb lever forward.



2 While holding thumb lever forward, rotate the tension knob to desired tension setting.



3 Release thumb lever to lock in tension setting.



TENSION LOCK-IN

1 Adjust tension knob to desired tension setting.



2 Remove screw in thumb lever using a standard T8 Star Driver.
(Can purchase T8 Star Driver part #110-70091)



3 Place screw in front of the thumb lever to lock in the setting.



The EVO 9 quick-adjust tension feature allows for easy, blind tension adjustments; useful when using more than one cable tie type during an assembly application.

1 Simply twist tension knob in either direction **without** moving the thumb lever. The tension will move 3 full settings; e.g. twist clockwise to advance from setting 3.5 to setting 6.5.



Notice!

If the tension setting is near the top or bottom of the tool's tension range (< 3 or > 5) the quick adjust feature will not be able to move the full 3 settings, and the tension will not set properly. Make sure there are at least 3 full settings available before using this feature.


QUICK-ADJUST EVO 9 TOOLS

BLADE REPLACEMENT

1 Remove screw from the nosepiece using a #1 Phillips screwdriver.

2 Slide the nosepiece off of the tool.


3 Remove and discard blade carefully. Blade may be SHARP.



4 Install new blade by aligning the chamfered (beveled) corner with the housing.

5 Slide nosepiece over the blade.

6 Reinstall screw. **DO NOT OVERTIGHTEN.**



APPROXIMATE TENSION CUT-OFF FORCE

TOOL SETTING	0	1	2	3	4	5	6	7	8
EVO 7 / EVO 7SP	4 lb. (18 N)	7 lb. (31 N)	11 lb. (49 N)	15 lb. (67 N)	19 lb. (85 N)	24 lb. (107 N)	28 lb. (125 N)	33 lb. (147 N)	37 lb. (165 N)
EVO 9	12 lb. (53 N)	20 lb. (89 N)	25 lb. (111 N)	31 lb. (138 N)	38 lb. (169 N)	45 lb. (200 N)	54 lb. (240 N)	62 lb. (276 N)	69 lb. (307 N)
EVO 9HT	27 lb. (120 N)	35 lb. (156 N)	44 lb. (196 N)	55 lb. (245 N)	67 lb. (298 N)	80 lb. (356 N)	94 lb. (418 N)	105 lb. (467 N)	116 lb. (516 N)

RECOMMENDED TENSION SETTINGS

CABLE TIE	T18	T30	T40	T50	T120	T150	T250
EVO 7 / EVO 7SP	0 to 2	1 to 4	3 to 6	5 to 8	N/A	N/A	N/A
EVO 9	N/A	0 to 1	0 to 3	1 to 4	3 to 8	4 to 8	6 to 8
EVO 9HT	N/A	N/A	N/A	0 to 1	2 to 5	4 to 8	5 to 8

PART NUMBERS

CABLE TIE TOOLS

PART NO.	DESCRIPTION
110-70083	EVO 7 Cable Tie Application Tool for use with 18 lb. to 50 lb. cable ties. Standard Tension, Standard Hand Span, 1/pk.
110-70084	EVO 7SP Cable Tie Application Tool for use with 18 lb. to 50 lb. cable ties. Standard Tension, Short Hand Span, 1/pk.
110-80000	EVO 9 Heavy Duty Cable Tie Application Tool for use with 50 lb. to 250 lb. cable ties. Standard Tension, Standard Hand Span, 1/pk.
110-80004	EVO 9HT High Tension Cable Tie Application Tool for use with 120 lb. to 250 lb. cable ties. High Tension, Standard Hand Span, 1/pk.

ACCESSORIES / REPLACEMENT PARTS

PART NO.	DESCRIPTION	PART NO.	DESCRIPTION
110-70021	EVO 7 Replacement Blade	110-80037	EVO 9 Replacement Blade
110-70011	EVO 7 Replacement Nosepiece	110-80018	EVO 9 Replacement Nosepiece
110-70131	EVO 7; 1 mm Extended Nosepiece	110-80064	EVO 9; 2 mm Extended Nosepiece
110-70132	EVO 7; 2 mm Extended Nosepiece	110-80065	EVO 9; 3 mm Extended Nosepiece
110-70133	EVO 7; 3 mm Extended Nosepiece	110-80066	EVO 9; 4 mm Extended Nosepiece
110-70089	EVO Tools Calibration Tool	110-80067	EVO 9; 5 mm Extended Nosepiece
110-70091	T8 Star Driver	110-99000	UC200 Digital Calibration System

MOST POPULAR CABLE TIES

PART NO.	DESCRIPTION
T18R9M4	4", 18 lb. Cable Tie, Natural Nylon for up to 0.87" bundle
T30R0M4	6", 30 lb. Cable Tie, Black Nylon for up to 1.5" bundle
T50R0HSM4	8", 50 lb. Cable Tie, Black Heat Stabilized Nylon for up to 2" bundle
T120R0H4	15", 120 lb. Cable Tie, Black Nylon for up to 4" bundle
DCT110HIRK2	19", 150 lb. Dual Clamping, wide strap tie for up to 2, 2.3" bundles
T250MOX2	22", 250 lb. Cable Tie, Black Nylon for up to 5.9" bundle