



Chipsmall Limited consists of a professional team with an average of over 10 year of expertise in the distribution of electronic components. Based in Hongkong, we have already established firm and mutual-benefit business relationships with customers from,Europe,America and south Asia,supplying obsolete and hard-to-find components to meet their specific needs.

With the principle of “Quality Parts,Customers Priority,Honest Operation,and Considerate Service”,our business mainly focus on the distribution of electronic components. Line cards we deal with include Microchip,ALPS,ROHM,Xilinx,Pulse,ON,Everlight and Freescale. Main products comprise IC,Modules,Potentiometer,IC Socket,Relay,Connector.Our parts cover such applications as commercial,industrial, and automotives areas.

We are looking forward to setting up business relationship with you and hope to provide you with the best service and solution. Let us make a better world for our industry!



Contact us


Tel: +86-755-8981 8866 Fax: +86-755-8427 6832

Email & Skype: info@chipsmall.com Web: www.chipsmall.com

Address: A1208, Overseas Decoration Building, #122 Zhenhua RD., Futian, Shenzhen, China



15x15 Indoor Air Quality Sensor 100 ppm C Package 110-802



DESCRIPTION

SPEC Sensors' IAQ_100 is a Screen Printed ElectroChemical sensor component specifically designed for the broad detection of gases associated with poor air quality: sulfides, alcohols, ammonia, odorous gases, and Carbon Monoxide.

BENEFITS

- Zero Power Sensor
 - Sensor Circuit - < 10 uW max
- Cold operation - No Heating required
- Rugged Design- Not poisoned by sulfides, chlorides, NH₃
- Stable Response– Not affected by humidity, CO₂, N₂, Ar, most saturated hydrocarbons, hexane
- Small Size& Low Profile - 20x20x3 mm
- Sensitive - In the ppm range
- Easy to Use - Linear Response
- Long Life - 10 years expected life
- Fast Response - < 20 seconds
- ROHS Compliant

APPLICATIONS

- Bad Air Quality Detection
- Indoor Air Monitor
- Air Purifier Controls
- Weather Stations
- Internet of Things
- Smart Homes
- Early Fire Detection
- Leak Detection
- HVAC Ventilation Control

SPECIFICATIONS

Measurement Range	0 to 100 ppm (calibrated as CO equivalents)
Response Time to 90%	< 20 seconds typical
Sensitivity	12 +/- 3 nA/ppm (CO equivalents)
Expected Operating Life	> 5 years (10 years @ 23+/-3C; 40+/-10% RH)
Operating Temperature Range	-10 to 40 C (0 to 40 C continuous)
Operating Humidity – non-condensing	0 to 100% RH (15 to 95% continuous)
Power Consumption	< 50 uW circuit & ambient gas dependent
Zero Drift (Over Temperature Range)	+/- 2 ppm (CO equivalents)
Lower Detection Limit	0.1 ppm CO (depends on the gas & electronics)

CROSS SENSITIVITY

This sensor exhibits sensitivity to a wide range of gases. The following table lists the relative response of common gases.

Gas	ppm	Typical Response (as ppm CO)
Carbon Monoxide	100	100
Hydrogen Sulfide	100	370
Ozone	100	-70
Nitrogen Dioxide	100	-50
Sulfur Dioxide	100	70
Ethanol	100	140
Nitric Oxide (NO)	100	80
Chlorine	100	-50
n-Heptane	100	0
Ammonia	100	1
Methane	100	0
Saturated Hydrocarbons	100	0

IMPORTANT PRECAUTIONS

All sensor designs are made for air monitoring @ 1 atm +/- 0.2 atm. Because applications of use and device implementation are outside our control, SPEC Sensors cannot guarantee performance in a given device or application, and disclaims any and all liability therefore. **Customers should test under their own conditions to ensure the sensors are suitable for their requirements.**

Contact the factory to discuss specific concerns that might damage the sensor performance or life.

- Condensation and Water (1)
- Salt Water Contamination (1)
- High Temperature Operation (> 70C) for more than 1 month
- Low Humidity Operation (< 15% RH) for more than 3 months
- High Bias voltage
- Highly contaminated air over a prolonged period
- High levels of particles or soot (unless proper filtering is provided)

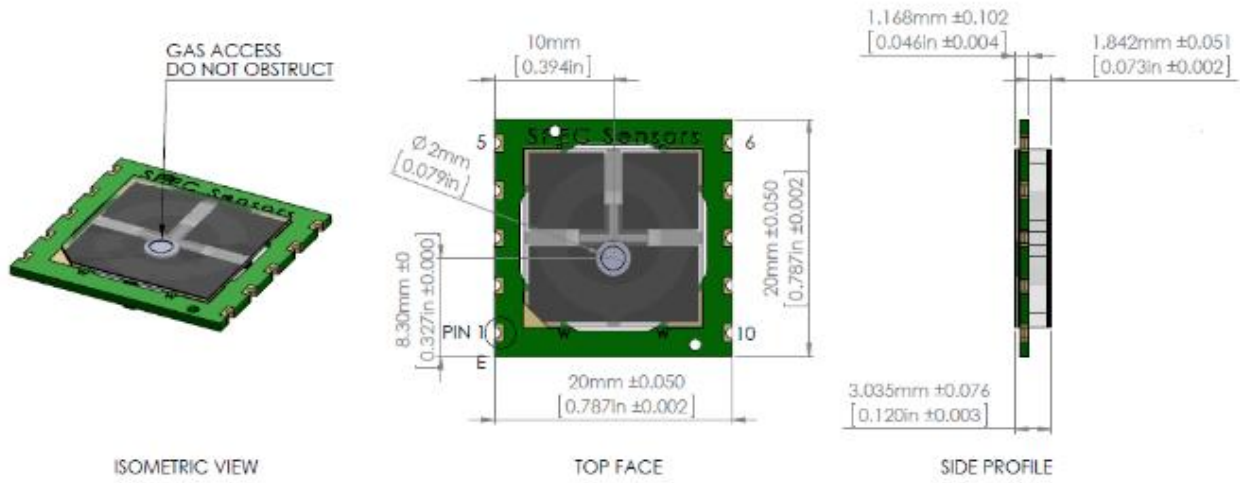
(1) Use of porous PTFE membrane or filter cap may address this concern)

MARKING INFORMATION

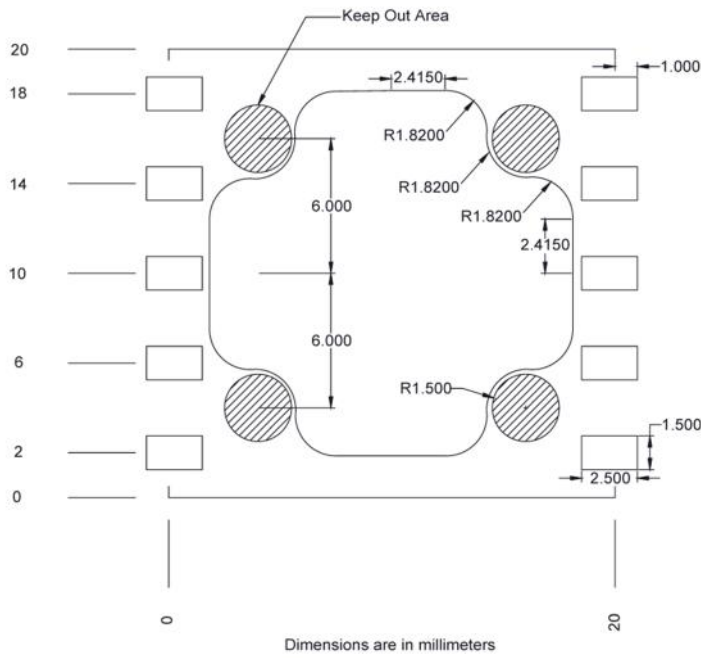
All gas sensors are tested and marked at the SPEC Sensors factory. Sensors include a label with an alpha-numeric code and a two-dimensional bar code. The codes include the information indicated in the table below.

	Unique Serial Number	Sensor Part Number	Target Gas	Date Code (YYMM)	Sensitivity Code (nA/ppm)
Alpha-Numeric Code:	110201 CO 1501 5.57				
2D Code:	010715010101 110201 CO 1501 5.57				

DIMENSIONS



PCB LAYOUT GUIDELINES



PIN	CONNECTION
1	WORKING
2	NC
3	NC
4	NC
5	REFERENCE
6	COUNTER
7	NC
8	NC
9	NC
10	WORKING

SENSOR STORAGE, HANDLING AND SOLDERING

This information embodies various general recommendations concerning the storage, handling, and manual soldering conditions for SPEC SENSORS CSPEC Modules. It is only applicable for modules guaranteed by SPEC SENSORS stated in SPEC SENSORS Sensor Specification Sheet. Moreover, SPEC SENSORS' modules are NOT warranted and should NOT be used in high temperature soldering (reflow) or pre-tinning baths.

Sensor & Module Handling

Handle sensors with care. Take precautions, including but not limited to the following:

- A. DO NOT apply excessive pressure to the top or bottom of the sensor module.
- B. Whenever possible, handle or make contact with the sensor module from the sides of the PCB or substrate.
- C. Light vacuum pressure is possible during handling, DO NOT apply vacuum over gas sensor port.
- D. If the sealed sensor package is opened, DO NOT re-seal using vacuum or nitrogen gas. DO NOT reseal with desiccant.
- E. DO NOT obstruct the gas sensor port by making direct contact with any tape, apparatus, weights, etc.
- F. DO NOT use silicone or other conformal coatings around the sensor or gas port-holes.
- G. Operators are requested to wear powder free antistatic gloves.

Manufacturing Assembly Floor Environment

SPEC SENSORS recommends that the manufacturing assembly floor environment be maintained at controlled conditions:

- A. Temperature: 18 - 26°C
- B. Relative Humidity: 40 to 60%
- C. Pressure: 1.0 ± 0.2 atm

Sensor & Module Storage Conditions

The shelf life for sealed, packaged components is 12 months from the pack seal date, when stored in the factory-sealed bag under the following conditions:

- A. Temperature: 5 to 25 °C
- B. Relative Humidity: 20 to 80%
- C. Pressure: 1.0 ± 0.2 atm
- D. Storage Time: 12 months

When moving from Storage Conditions to the Manufacturing Assembly Floor Environment, the sensors should be allowed to equilibrate at the new conditions for at least 24 hours prior to manufacturing.

Module Attach Soldering Process

Hand solder only. Keep the soldering iron or solder process tool away from the sensor. The sensor should not see pre-heat temperatures above 70 °C. There have been suggested cases where a heat sink cover over the sensor may be applicable to protect the sensor during processing. No Application notes to this approach available. Only to be used as reference only.

- A. DO NOT heat sensor above 70 °C
- B. Hand or peripheral process type approach
- C. Use solder wire alloy with the lowest possible eutectic temperature
- D. Use lowest possible soldering iron temperature
- E. Contact the host board with the soldering iron at a 45° angle on the solder pad
- F. Keep the soldering iron away from the top and bottom of the sensor module
- G. DO NOT place in reflow, wave or IR reflow type processes
- H. DO NOT place mounted board in a wash