



Chipsmall Limited consists of a professional team with an average of over 10 year of expertise in the distribution of electronic components. Based in Hongkong, we have already established firm and mutual-benefit business relationships with customers from,Europe,America and south Asia,supplying obsolete and hard-to-find components to meet their specific needs.

With the principle of “Quality Parts,Customers Priority,Honest Operation,and Considerate Service”,our business mainly focus on the distribution of electronic components. Line cards we deal with include Microchip,ALPS,ROHM,Xilinx,Pulse,ON,Everlight and Freescale. Main products comprise IC,Modules,Potentiometer,IC Socket,Relay,Connector.Our parts cover such applications as commercial,industrial, and automotives areas.

We are looking forward to setting up business relationship with you and hope to provide you with the best service and solution. Let us make a better world for our industry!



Contact us

Tel: +86-755-8981 8866 Fax: +86-755-8427 6832

Email & Skype: info@chipsmall.com Web: www.chipsmall.com

Address: A1208, Overseas Decoration Building, #122 Zhenhua RD., Futian, Shenzhen, China

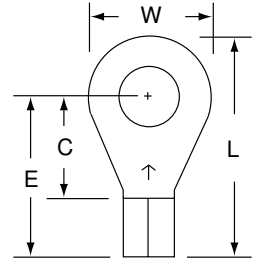




Specialty Terminals

11-2S thru 13-500

Ring Tongue, Non-Insulated, Butted Seam



Data Sheet

Product Number	Wire Range (AWG)	Stud Size	W	C	L	E	Thickness	Barrel Length	Barrel I.D.
11-2S	22-18	2	0.25	0.23	0.60	0.48	0.030	0.25	0.070
11-4S	22-18	4	0.25	0.22	0.60	0.47	0.030	0.25	0.070
11-6S	22-18	6	0.25	0.22	0.60	0.47	0.030	0.25	0.070
L-11-6	22-18	6	0.31	0.33	0.74	0.58	0.030	0.25	0.070
11-8S	22-18	8	0.25	0.22	0.60	0.47	0.030	0.25	0.070
11-8	22-18	8	0.33	0.29	0.70	0.54	0.030	0.25	0.070
L-11-8	22-18	8	0.31	0.33	0.74	0.58	0.030	0.25	0.070
11-10	22-18	10	0.33	0.29	0.70	0.54	0.030	0.25	0.070
L-11-10	22-18	10	0.31	0.33	0.74	0.58	0.030	0.25	0.070
11-14S	22-18	¼	0.47	0.40	0.88	0.65	0.030	0.25	0.070
11-56S	22-18	⅝	0.47	0.40	0.88	0.65	0.030	0.25	0.070
11-38	22-18	⅜	0.56	0.40	0.93	0.65	0.030	0.25	0.070
12-2S	16-14	2	0.25	0.22	0.60	0.47	0.030	0.25	0.090
12-4S	16-14	4	0.25	0.22	0.60	0.47	0.030	0.25	0.090
12-6S	16-14	6	0.25	0.22	0.60	0.47	0.030	0.25	0.090
12-6	16-14	6	0.33	0.29	0.70	0.54	0.030	0.25	0.090
L-12-6	16-14	6	0.31	0.33	0.74	0.58	0.030	0.25	0.090
12-8S	16-14	8	0.25	0.22	0.60	0.47	0.030	0.25	0.090
12-8	16-14	8	0.33	0.29	0.70	0.54	0.030	0.25	0.090
L-12-8	16-14	8	0.31	0.33	0.74	0.58	0.030	0.25	0.090

Product Number	Wire Range (AWG)	Stud Size	W	C	L	E	Thickness	Barrel Length	Barrel I.D.
12-10	16-14	10	0.33	0.29	0.70	0.54	0.030	0.25	0.090
L-12-10	16-14	10	0.31	0.33	0.74	0.58	0.030	0.25	0.090
12-14S	16-14	¼	0.47	0.40	0.89	0.65	0.030	0.25	0.090
12-14	16-14	¼	0.56	0.40	0.93	0.65	0.030	0.25	0.090
12-56S	16-14	⅝ ₁₆	0.47	0.40	0.88	0.65	0.030	0.25	0.090
12-56	16-14	⅝ ₁₆	0.56	0.40	0.93	0.65	0.030	0.25	0.090
12-38	16-14	⅜	0.56	0.40	0.93	0.65	0.030	0.25	0.090
13-4S	12-10	4	0.28	0.29	0.68	0.54	0.040	0.25	0.135
13-6S	12-10	6	0.28	0.29	0.68	0.54	0.040	0.25	0.135
13-6	12-10	6	0.38	0.29	0.73	0.54	0.040	0.25	0.135
13-8S	12-10	8	0.28	0.29	0.68	0.54	0.040	0.25	0.135
13-8	12-10	8	0.38	0.29	0.73	0.54	0.040	0.25	0.135
13-10	12-10	10	0.38	0.29	0.73	0.54	0.040	0.25	0.135
13-14S	12-10	¼	0.53	0.44	0.96	0.69	0.040	0.25	0.135
13-14	12-10	¼	0.59	0.44	0.99	0.69	0.040	0.25	0.135
13-56S	12-10	⅝ ₁₆	0.53	0.44	0.96	0.69	0.040	0.25	0.135
13-56	12-10	⅝ ₁₆	0.59	0.44	0.99	0.69	0.040	0.25	0.135
13-38S	12-10	⅜	0.54	0.44	0.96	0.69	0.040	0.25	0.135
13-38	12-10	⅜	0.59	0.44	0.99	0.69	0.040	0.25	0.135
13-716	12-10	⅞ ₁₆	0.75	0.57	1.19	0.82	0.040	0.25	0.135
13-500	12-10	½	0.75	0.57	1.20	0.82	0.040	0.25	0.135



UNDERWRITERS
LABORATORIES
STANDARD NO. UL 486A
3M FILE NO. E23438



CANADIAN STANDARDS
ASSOCIATION
STANDARD NO. C22.2
NO. 0. 65
3M FILE NO. LR22190

Specifications

Wire Size:
Barrel Seam:
Max. Current:
Terminal Material:
Terminal Plating:

See Table Above
Butted
Same as Wire
ETP Copper
Tin

Installation Information

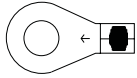
⚠ WARNING


Turn power off before installing or removing terminal. All electrical work should be done according to appropriate electrical codes.

UL Listed and CSA Certified for use on stranded copper (AWG) wire only.

Strip away the end 3/8 inch of wire insulation.

Make the crimp in the proper station of a recommended 3M crimp tool: TH-440, TH-450 (scissor style), or TR-490 (ratchet style) hand tools.



 Barrel Crimp (Electrical)

Engineering Specification

Crimp-type terminals shall, electrically and mechanically, connect to a pre-stripped end of a stranded copper wire and have a flat tongue portion with a central opening for mounting around a screw or stud.

The terminal line shall offer tongue variations in hole (stud) size (6, 8, 10, etc.) and configuration (ring, fork, block fork, flanged block fork, locking fork, etc.): and barrel variations in wire (AWG) size (22-18, 16-14, 12-10, etc.) and construction (non-insulated brazed seam, vinyl insulated butted seam, nylon insulated with insulation grip, etc.). The terminal line shall have regulatory agency coverage (UL Listing, CSA Certification). The terminal tongue shall be marked with the wire range and manufacturer's symbol (↑).

The non-insulated, butted seam ring tongue terminal shall be tin-plated, annealed copper, with the tongue having a specified stud hole (size 2 thru 1/2 in.) and a butted seam barrel with a beveled I.D. for ease of stranded wire entry, sized for a specified (AWG) wire range (22-18, 16-14, 12-10).

Non-insulated terminals shall be UL Listed and CSA Certified.

3M is a trademark of 3M.

 is a trademark of Underwriters Laboratories.

 is a trademark of Canadian Standards Association.

IMPORTANT NOTICE

Before using this product, you must evaluate it and determine if it is suitable for your intended application. You assume all risks and liability associated with such use.

Warranty; Limited Remedy; Limited Liability. This product will be free from defects in material and manufacture as of the date of purchase. **3M MAKES NO OTHER WARRANTIES INCLUDING, BUT NOT LIMITED TO, ANY IMPLIED WARRANTY OF MERCHANTABILITY OR FITNESS FOR A PARTICULAR PURPOSE.** If this product is defective within the warranty period stated above, your exclusive remedy shall be, at 3M's option, to replace or repair the 3M product or refund the purchase price of the 3M product. **Except where prohibited by law, 3M will not be liable for any loss or damage arising from this 3M product, whether direct, indirect, special, incidental or consequential regardless of the legal theory asserted.**

3M

Electrical Products Division

6801 River Place Blvd.
Austin, TX 78726-9000
<http://www.3M.com/elpd>

Litho in USA.
© 3M 2002 78-8126-0837-6-A