Chipsmall Limited consists of a professional team with an average of over 10 year of expertise in the distribution of electronic components. Based in Hongkong, we have already established firm and mutual-benefit business relationships with customers from,Europe,America and south Asia,supplying obsolete and hard-to-find components to meet their specific needs.

With the principle of “Quality Parts,Customers Priority,Honest Operation,and Considerate Service”,our business mainly focus on the distribution of electronic components. Line cards we deal with include Microchip,ALPS,ROHM,Xilinx,Pulse,ON,Everlight and Freescale. Main products comprise IC,Modules,Potentiometer,IC Socket,Relay,Connector.Our parts cover such applications as commercial,industrial, and automotives areas.

We are looking forward to setting up business relationship with you and hope to provide you with the best service and solution. Let us make a better world for our industry!

Contact us

Tel: +86-755-8981 8866 Fax: +86-755-8427 6832
Email & Skype: info@chipsmall.com Web: www.chipsmall.com
Address: A1208, Overseas Decoration Building, #122 Zhenhua RD., Futian, Shenzhen, China

FEMALE PLUG M8 STRAIGHT

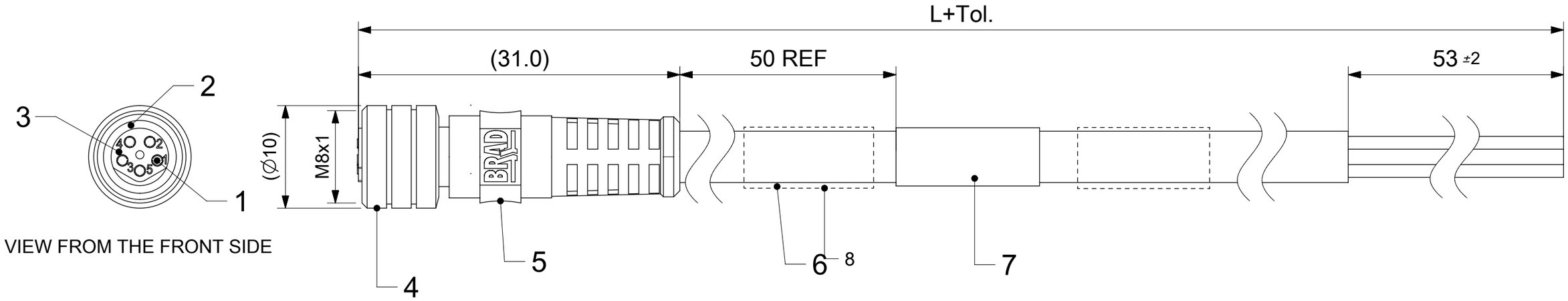

NOTES:

RATED VOLTAGE: 3 contacts 60V AC/DC
4 and 5 contacts 30V AC/DC
CURRENT RATING: 3, 4, 5 contacts 3A
PROTECTION CLASS: IP 67
TEMPERATURE: -25°C / +80°C

CONTACTS POSITION FRONT VIEW:

	3 CONTACTS		4 CONTACTS		5 CONTACTS	
FEMALE	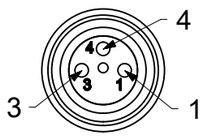		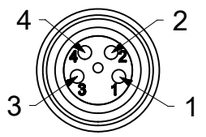		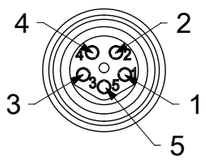	
CONNECTIONS	PIN	WIRE	PIN	WIRE	PIN	WIRE
	1	BROWN	1	BROWN	1	BROWN
	3	BLUE	2	WHITE	2	WHITE
	4	BLACK	3	BLUE	3	BLUE
			4	BLACK	4	BLACK
					5	GREY
CODING ACCORDING TO IEC 61076-2-104						

FOR OPTIONS SEE - NUMERICAL CODE - ON SHEET 2

ITEM	QTY.	DESCRIPTION	MATERIAL	FINISH
8	2	I/D CARRIER (SEE MATRIX)	---	---
7	1	LABEL YELLOW	VINYL	---
	-	PRINTING FOR CABLES Ixx	---	---
6	-	CABLE	SEE SHEET 2	---
5	-	OVERMOULDING BLACK	TPU	---
4	1	COUPLING NUT M8 FEMALE	BRASS	NICKEL
3	1	INSERT FEMALE BLACK	TPU	---
2	1	O-RING RED	FKM	---
1	3 / 4 / 5	CONTACT M8 FEMALE	BRASS	SELECTIVE Au OVER Ni

THIS DRAWING CONTAINS INFORMATION THAT IS PROPRIETARY TO MOLEX ELECTRONIC TECHNOLOGIES, LLC AND SHOULD NOT BE USED WITHOUT WRITTEN PERMISSION

SYMBOLS: E/A = 0; E/C = 0; E/F = 0; S = 0; ▼ = 0; C = 0; ☒ = 0; ■ = 0; ▽ = 0

DIMENSION UNITS: mm
SCALE: 2:1
GENERAL TOLERANCES (UNLESS SPECIFIED)
ANGULAR TOL ± °
4 PLACES ±
3 PLACES ±
2 PLACES ±
1 PLACE ±
0 PLACES ±
DRAFT WHERE APPLICABLE MUST REMAIN WITHIN DIMENSIONS

CURRENT REV DESC:
EC NO: 600840
DRWN: FDAFERNER 2018/06/29
CHK'D: RSILLER 2018/07/05
APPR: RSILLER 2018/07/05
INITIAL REVISION:
DRWN: AKONDRACIUK 2017/02/16
APPR: MIWASIECZKO 2017/11/16

THIRD ANGLE PROJECTION | DRAWING: A3-SIZE | SERIES: 120086

molex

M8 SINGLE ENDED FEMALE STRAIGHT

PRODUCT CUSTOMER DRAWING

DOCUMENT NUMBER	DOC TYPE	DOC PART	REVISION
1200860594	PSD	000	A2

MATERIAL NUMBER	CUSTOMER	SHEET NUMBER
SEE SHEET 3-4	GENERAL MARKET	1 OF 4

DOCUMENT STATUS	P1	RELEASE DATE	2018/07/05 07:09:52

FORMAT: master_Sealed-A3
REVISION: H
DATE: 2018/01/15

ENGINEERING NO. - NUMERICAL CODE (Available parts see PART LIST table. Other parts available upon request).

OPTIONS

4	0	X	0	0	0	X	X	X	X	X	X	X	X

- 40=Nano-Change M8x1 Double ended
- Contacts: 3=3 Contacts, 4=4 Contacts, 5=5 Contacts
- Heads style: 000=Plug Female Straight
- Cable type: See Table
- Units: M=Meter, C=Centimeter
- Length Examples: 005=0.5 unit, 010=1 unit, 100=10 unit
- Overmold color: Blank (Standard)=Black; A = Grey / G=Black / Y=Yellow
- Coupling Nut: Blank (Standard)=Knurled Brass Ni Plated; 9 = Knurled / Hexagonal SW9 Brass Ni Plated
- 7 = Teflon
- H = 2 pcs. of I/D Carrier PVC Transparent (Cables Ixx & P82 always with 2 pcs. of I/D Carrier)

COUPLING NUT FEMALE

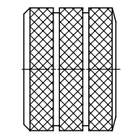

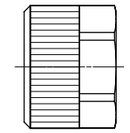



CABLE INFORMATION (for more information see Cable Data Sheet).

CABLE TYPE	NO. OF WIRES	CROSS SECTION	CABLE JACKET	UL	CSA	STATIC: TEMP. / BENDING RADIUS	DYNAMIC: TEMP. / BENDING RADIUS	DRAG CHAIN	SHIELD
E02	3 / 4 / 5	0.25mm²	PVC BLACK	UL 2464/1729	C22.2 I/II A/B 80°C/300V	-30°C to +80°C, >10xO.D.	-10°C to +80°C, >15xO.D.	-	-
E18	3 / 4	0.20mm²	PVC YELLOW	-	-	-30°C to +70°C	-5°C to +70°C	-	-
E51	4	0.25mm²	PVC GREY	-	-	-	-	-	-
E52	3 / 4 / 8	0.34mm²	PVC GREY	-	-	-30°C to +70°C	-5°C to +70°C	-	-
E54	3	0.25mm²	PVC GREY	-	-	-25°C to +70°C	-5°C to +70°C	-	-
H08	3 / 4 / 5	0.25mm²	PUR BLACK LS0H	UL 21198/10493	C22.2 I/II A/B 80°C/300V	-40°C to +80°C, >5xO.D.	-25°C to +80°C, >10xO.D.	2 000 000 cycles at 20°C, Temp. range +5°C to +60°C	-
H09	3 / 4 / 5	0.34mm²	PUR BLACK LS0H	UL 21198/10493	C22.2 I/II A/B 80°C/300V	-40°C to +80°C, >5xO.D.	-25°C to +80°C, >10xO.D.	2 000 000 cycles at 20°C, Temp. range +5°C to +60°C	-
H69	4	0.20mm²	PUR GRAY LS0H	-	-	-	-	-	-
I02	3 / 4	0.25mm²	PVC CEI GREY	-	-	-30°C to +70°C	-5°C to +70°C	-	-
P02	3 / 4 / 5	0.25mm²	PUR / PVC BLACK	-	-	-30°C to +80°C, >7xO.D.	-5°C to +80°C, >15xO.D.	-	-
P03	3 / 4 / 5	0.34mm²	PUR / PVC BLACK	-	-	-30°C to +80°C, >7xO.D.	-5°C to +80°C, >15xO.D.	-	-
P18	4	0.20mm²	PUR YELLOW	-	-	-	-	-	-
P82	3	0.34mm²	PUR IRR ORANGE	-	-	-50°C to +105°C, >5xO.D.	-40°C to +105°C, >7.5xO.D.	-	-
K05	3 / 4 / 5	0.34mm²	TPE YELLOW	UL ITC E195601 or PLC	I/II A/B 90°C/300V	-	-	-	-
L03	3	0.34mm²	Blend PUR ORANGE	-	-	-30°C to +90°C	-5°C to +90°C	-	-
A10	3 / 4 / 5	0.25mm²	PVC YELLOW	UL 2661	I/II A/B 105°C/300V	-	-	-	-

CABLE LENGTH TOLERANCES

OVER	UP TO AND INCLUDING	TOLERANCES
0	305mm	+19mm
305mm	915mm	+45mm
915mm	1830mm	+56mm
1830mm	3660mm	+89mm
3660mm	7320mm	+165mm
7320mm	14640mm	+317mm
14640mm	30500mm	+610mm
30500mm	>	+2% of finished length

DOCUMENT STATUS	P1	RELEASE DATE	2018/07/05 07:09:52

FORMAT: master_Sheet-A3
REVISION: H
DATE: 2018/01/15

SYMBOLS: = 0

THIS DRAWING CONTAINS INFORMATION THAT IS PROPRIETARY TO MOLEX ELECTRONIC TECHNOLOGIES, LLC AND SHOULD NOT BE USED WITHOUT WRITTEN PERMISSION

DIMENSION UNITS: mm
SCALE: 2:1
GENERAL TOLERANCES (UNLESS SPECIFIED)
ANGULAR TOL ± °
4 PLACES ±
3 PLACES ±
2 PLACES ±
1 PLACE ±
0 PLACES ±
DRAFT WHERE APPLICABLE MUST REMAIN WITHIN DIMENSIONS

CURRENT REV DESC:

EC NO: 600840
DRWN: FDAFERNER 2018/06/29
CHK'D: RSILLER 2018/07/05
APPR: RSILLER 2018/07/05

INITIAL REVISION:
DRWN: AKONDRACIUK 2017/02/16
APPR: MIWASIECZKO 2017/11/16

THIRD ANGLE PROJECTION | DRAWING: A3-SIZE | SERIES: 120086

molex

M8 SINGLE ENDED FEMALE STRAIGHT

PRODUCT CUSTOMER DRAWING

DOCUMENT NUMBER	DOC TYPE	DOC PART	REVISION
1200860594	PSD	000	A2

MATERIAL NUMBER	CUSTOMER	SHEET NUMBER
SEE SHEET 3-4	GENERAL MARKET	2 OF 4

PART LIST

Pos.	Part. No	Engineering No.	Cable Length
1	1200270066	403000E02M020	2m
2	1200270067	403000E02M030	3m
3	1200270068	403000E02M050	5m
4	1200270070	403000E02M100	10m
5	1200270127	404000E02M020	2m
6	1200270129	404000E02M050	5m
7	1200270131	404000E02M100	10m
8	1200270132	404000E02M150	15m
9	1200270133	404000E02M200	20m
10	1200270400	403000E02M010	1m
11	1200270549	404000E02M010	1m
12	1200271410	403000E02M012	1.2m
13	1200271417	403000E02M006	0.6m
14	1200271418	403000E02M015	1.5m
15	1200271419	403000E02M025	2.5m
16	1200271423	404000E02M005	0.5m
17	1200865038	403000E02M250	25m
18	1200868015	403000E02M200	20m
19	1200868067	404000E02M050G	5m
20	1200868068	404000E02M100G	10m
21	1200868069	404000E02M200G	20m
22	1200868070	404000E02M300G	30m
23	1200868071	404000E02M400G	40m
24	1200868072	404000E02M500G	50m
25	1200868073	404000E02M700G	70m
26	1200868074	404000E02M1K0G	100m
27	1200868075	404000E02M020G	2m
28	1200868090	403000E02M150	15m
29	1200868099	405000E02M020	2m
30	1200868109	403000E02M100G	10m
31	1200868114	404000E02M030	3m
32	1200868151	405000E02M040	4m
33	1200868171	405000E02M050	5m
34	1200868172	405000E02M100	10m
35	1200868262	403000E02M002	0.2m
36	1200868263	403000E02M003	0.3m
37	1200868264	403000E02M020H	2m
38	1200868265	403000E02M035	3.5m
39	1200868266	403000E02M045	4.5m
40	1200868267	403000E02M0501	5m
41	1200868268	403000E02M060	6m
42	1200868339	404000E02C200	2m
43	1200868340	404000E02M015	1.5m
44	1200868341	404000E02M0201	2m
45	1200868342	404000E02M040	4m
46	1200868343	404000E02M0501	5m
47	1200868344	404000E02M080	8m
48	1200868345	404000E02M110	11m
49	1200868346	404000E02M170	17m
50	1200868347	404000E02M210	21m
51	1200868348	404000E02M250	25m
52	1200868423	403000E02M1001	10m
53	1200868442	403000E02M020Y	2m
54	1200868443	403000E02M050Y	5m
55	1200868444	403000E02M100Y	10m
56	1200868452	404000E02M050Y	5m
57	1200868453	404000E02M100Y	10m
58	1200868454	404000E02M150Y	15m
59	1200868467	403000E02M150Y	15m
60	1200868473	404000E02M1001	10m
61	1200868508	404000E02M050H	5m
62	1200868509	404000E02M100H	10m
63	1200868510	404000E02M150H	15m
64	1200868511	404000E02M030H	3m
65	1200868518	404000E02C230	2.3m
66	1200868571	405000E02M120	12m
67	1200868572	405000E02M030	3m
68	1200868685	403000E02M050H	5m
69	1200868696	404000E02M0509H	5m
70	1200868697	404000E02M1009H	10m
71	1200868698	404000E02M1509H	15m
72	1200868774	404000E02M060	6m
73	1200868776	404000E02M070	7m
74	1200271409	403000H08M010	1m
75	1200271442	403000H08M020G	2m
76	1200868045	403000H08M020	2m
77	1200868053	404000H08M050	5m
78	1200868060	404000H08M030	3m
79	1200868101	403000H08M050	5m
80	1200868115	403000H08M100	10m
81	1200868116	403000H08M200	20m
82	1200868117	404000H08M100	10m
83	1200868118	404000H08M200	20m
84	1200868122	403000H08M030	3m
85	1200868162	404000H08M040	4m
86	1200868207	404000H08M020	2m
87	1200868209	403000H08M015	1.5m
88	1200868214	403000H08M005	0.5m
89	1200868215	404000H08M005	0.5m
90	1200868395	405000H08M020	2m
91	1200868404	405000H08M050	5m
92	1200868405	405000H08M100	10m
93	1200868468	403000H08M050Y	5m
94	1200868469	403000H08M100Y	10m
95	1200868487	404000H08M010	1m
96	1200868596	403000H08M010Y	1m
97	1200868476	403000H09M020	2m
98	1200860468	403000P03M050GQ	5m
99	1200868030	404000P03M200G	20m
100	1200270709	405000P02M020	2m
101	1200270854	405000P02M075G	7.5m
102	1200860475	405000P02M050	5m
103	1200860594	405000P02M100	10m
104	1200868001	403000P02M020	2m
105	1200868002	403000P02M050	5m
106	1200868003	403000P02M100	10m
107	1200868148	405000P02M005	0.5m
108	1200868156	404000P02M020	2m
109	1200868157	404000P02M050	5m
110	1200868158	404000P02M100	10m
111	1200868274	403000P02C350	3.5m
112	1200868275	403000P02M002	0.2m
113	1200868276	403000P02M002G	0.2m
114	1200868277	403000P02M003	0.3m
115	1200868278	403000P02M003G	0.3m
116	1200868279	403000P02M005	0.5m
117	1200868280	403000P02M006	0.6m
118	1200868281	403000P02M010	1m
119	1200868282	403000P02M012	1.2m
120	1200868283	403000P02M018	1.8m
121	1200868284	403000P02M022	2.2m
122	1200868285	403000P02M030	3m
123	1200868286	403000P02M032	3.2m
124	1200868287	403000P02M035	3.5m
125	1200868288	403000P02M040	4m
126	1200868289	403000P02M050G	5m
127	1200868290	403000P02M055	5.5m
128	1200868291	403000P02M080	8m
129	1200868292	403000P02M150	15m
130	1200868351	404000P02M003	0.3m
131	1200868352	404000P02M030	3m
132	1200868353	404000P02M040	4m
133	1200868354	404000P02M070	7m
134	1200868355	404000P02M500	50m
135	1200868517	403000P02M200	20m
136	1200868530	404000P02M010	1m
137	1200868627	405000P02M050Y	5m
138	1200868773	404000P02M060	6m
139	1200868775	404000P02M200	20m
140	1200270637	403000E52M050G	5m

SYMBOLS
E A = 0
E C = 0
E P = 0
S = 0
▼ = 0
C = 0
☒ = 0
■ = 0
▽ = 0

THIS DRAWING CONTAINS INFORMATION THAT IS PROPRIETARY TO MOLEX ELECTRONIC TECHNOLOGIES, LLC AND SHOULD NOT BE USED WITHOUT WRITTEN PERMISSION

DIMENSION UNITS	SCALE
mm	2:1

GENERAL TOLERANCES (UNLESS SPECIFIED)

ANGULAR TOL	± °
4 PLACES	±
3 PLACES	±
2 PLACES	±
1 PLACE	±
0 PLACES	±

DRAFT WHERE APPLICABLE MUST REMAIN WITHIN DIMENSIONS

CURRENT REV DESC:

EC NO: 600840
DRWN: FDAFERNER 2018/06/29
CHK'D: RSILLER 2018/07/05
APPR: RSILLER 2018/07/05

INITIAL REVISION:
DRWN: AKONDRACIUK 2017/02/16
APPR: MIWASIECZKO 2017/11/16

THIRD ANGLE PROJECTION | DRAWING: A3-SIZE | SERIES: 120086

molex

M8 SINGLE ENDED FEMALE STRAIGHT

PRODUCT CUSTOMER DRAWING

DOCUMENT NUMBER	DOC TYPE	DOC PART	REVISION
1200860594	PSD	000	A2

MATERIAL NUMBER	CUSTOMER	SHEET NUMBER
SEE PART LIST	GENERAL MARKET	3 OF 4

DOCUMENT STATUS	P1	RELEASE DATE	2018/07/05 07:09:52

FORMAT: master_molex-A3
REVISION: H
DATE: 2018/01/18

PART LIST

Pos.	Part. No	Engineering No	Cable Length
141	1200860340	403000K05M050	5m
142	1200868431	403000K05M150	15m
143	1200270642	403000L03M005A	0.5m
144	1200270080	403000I02M003	0.3m
145	1200270081	403000I02M020	2m
146	1200270082	403000I02M030	3m
147	1200270083	403000I02M050	5m
148	1200270084	403000I02M100	10m
149	1200270148	404000I02M020	2m
150	1200270149	404000I02M050	5m
151	1200270360	404000I02M100	10m
152	1200860041	404000I02M030	3m
153	1200868269	403000I02M005	0.5m
154	1200868270	403000I02M006	0.6m
155	1200868271	403000I02M010	1m
156	1200868272	403000I02M025	2.5m
157	1200868273	403000I02M150	15m
158	1200868349	404000I02M003	0.3m
159	1200868350	404000I02M050G	5m
160	1200868445	403000I02M030Y	3m
161	1200868446	403000I02M050Y	5m
162	1200868447	403000I02M100Y	10m
163	1200868455	404000I02M020Y	2m
164	1200868456	404000I02M050Y	5m
165	1200868460	404000I02M100Y	10m
166	1200868507	403000I02M020Y	2m
167	1200868566	404000I02M030Y	3m
168	1200270147	404000H69M020	2m
169	1200868100	404000H69M100	10m
170	1200868184	404000H69M010	1m
171	1200270445	404000H69M050	5m
172	1200271440	403000H69M050	5m
173	1200271441	403000H69M020	2m
174	1200270032	403000P82M050	5m
175	1200271042	404000P82M0207	2m

Pos.	Part. No	Engineering No	Cable Length
176	1200271180	403000P82M020	2m
177	1200271305	404000P82M050	5m
178	1200271450	404000P82M0507	5m
179	1200868183	403000P82M0507	5m
180	1200868192	403000P82M0207	2m
181	1200868212	403000P82M005	0.5m
182	1200868213	404000P82M005	0.5m
183	1200868232	404000P82M010	1m
184	1200868233	403000P82M010	1m
185	1200868420	403000P82M1007	10m
186	1200868461	404000P82M0207Y	2m
187	1200868470	403000P82M0207Y	2m
188	1200868481	404000P82M010Y	1m
189	1200868482	403000P82M010Y	1m
190	1200868567	404000P82M0307Y	3m
191	1200868602	404000P82M050Y	5m
192	1200270341	404000P18M050	5m
193	1200270346	404000P18M100	10m
194	1200270863	404000P18M005	0.5m
195	1200271449	403000P18M070	7m
196	1200860101	403000A10M015	1.5m
197	1200860102	403000A10M020	2m
198	1200860107	403000A10M050	5m
199	1200860111	403000A10M100	10m
200	1200860112	403000A10M150	15m
201	1200860144	404000A10M020	2m
202	1200860145	404000A10M030	3m
203	1200860147	404000A10M050	5m
204	1200860155	404000A10M100	10m
205	1200860191	405000A10M020	2m
206	1200270140	404000E18M050	5m
207	1200270581	403000E18M020	2m
208	1200270606	403000E18M100	10m
209	1200868017	403000E18M050	5m
210	1200868028	404000E18M020	2m

Pos.	Part. No	Engineering No	Cable Length
211	1200868029	404000E18M030	3m
212	1200270078	403000E54M050A	5m
213	1200868018	403000E54M030A	3m
214	1200270143	404000E51M020A	2m
215	1200270145	404000E51M050A	5m
216	1200868666	405000B41M100	10m
217	1200868659	404000B41M010	1m
218	1200868656	403000B41M020	2m
219	1200868657	403000B41M050	5m
220	1200868658	403000B41M100	10m
221	1200860667	405000P02M200	20m
222	1200868849	405000H08M010	1m
223	1200868857	405000E02M010	1m
224			
225			
226			
227			
228			
229			
230			
231			
232			
233			
234			
235			
236			
237			
238			
239			
240			
241			
242			
243			
244			
245			

DOCUMENT STATUS	P1	RELEASE DATE	2018/07/05 07:09:52

FORMAT: master_ch_ps-A3
REVISION: H
DATE: 2018/01/18

SYMBOLS
= 0
= 0
= 0
= 0
= 0
= 0
= 0
= 0
= 0

THIS DRAWING CONTAINS INFORMATION THAT IS PROPRIETARY TO MOLEX ELECTRONIC TECHNOLOGIES, LLC AND SHOULD NOT BE USED WITHOUT WRITTEN PERMISSION

DIMENSION UNITS	SCALE
mm	1:1

GENERAL TOLERANCES (UNLESS SPECIFIED)

ANGULAR TOL	± °
4 PLACES	±
3 PLACES	±
2 PLACES	±
1 PLACE	±
0 PLACES	±

DRAFT WHERE APPLICABLE MUST REMAIN WITHIN DIMENSIONS

CURRENT REV DESC:

EC NO: 600840
DRWN: FDAFERNER 2018/06/29
CHK'D: RSILLER 2018/07/05
APPR: RSILLER 2018/07/05

INITIAL REVISION:
DRWN: AKONDRACIUK 2017/02/16
APPR: MIWASIECZKO 2017/11/16

THIRD ANGLE PROJECTION | DRAWING: A3-SIZE | SERIES: 120086

molex

M8 SINGLE ENDED FEMALE STRAIGHT

PRODUCT CUSTOMER DRAWING

DOCUMENT NUMBER	DOC TYPE	DOC PART	REVISION
1200860594	PSD	000	A2

MATERIAL NUMBER	CUSTOMER	SHEET NUMBER
SEE PART LIST	GENERAL MARKET	4 OF 4

STRAIGHT PLUG FEMALE

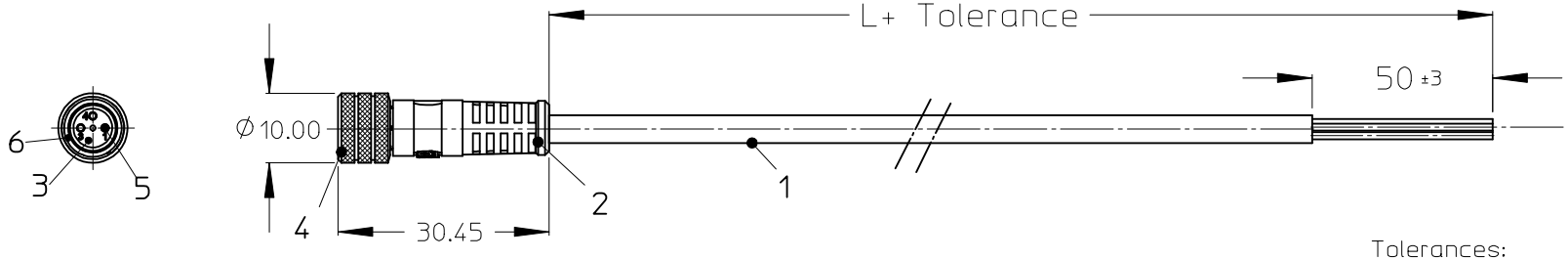

Tolerances:

≤ 1 m	+40 mm/0
1 m - 5 m	+60 mm/0
5 m - 10 m	+80 mm/0
10 m - 20 m	+140 mm/0
20 m - 30 m	+160 mm/0
> 30 m	+1%

NOTES:

Temperatur Range: -25°C/+80°C
Contact Current Rating: 3A
Voltage Rating: 3 poles 60V
4-5 poles 30V
Protection class: IP67
Pollution degree in mated condition: 2
Rated impulse voltage: 3 poles 1500V
4-5 poles 800V
Locking Torgue: 0.5Nm

Cable:

E02 = 0,25mm², PVC black
H08 = 0,25mm², PUR black, LS0H (halogen free)
I02 = 0,25mm², PVC grey irradiated
K05 = 0,34mm², TPE yellow
P02 = 0,25mm², PUR/PVC black
P08 = 0,25mm², PUR yellow HIFLEX
P82 = 0,34mm², PUR orange irradiated
H09 = 0,34mm², PUR black, LS0H (halogen free)

ITEM	PART	MATERIAL	FINISH
6	O-Ring	Rubber	---
5	Contact	Copper Alloy	Gold plated
4	Coupling Nut	Brass	Ni plated
3	Insert	PUR	---
2	Overmold	PUR	---
1	Cable	See Table	---

3 WIRE		4 WIRE		5 WIRE	
Pin #	Wire	Pin #	Wire	Pin #	Wire
1	Brown	1	Brown	1	Brown
2	-	2	White	2	White
3	Blue	3	Blue	3	Blue
4	Black	4	Black	4	Black
5	-	5	-	5	Grey

ENTER DESCRIPTION
EC NO: IPG2016-1289
DRWN:RSCHIEBER 2016/03/23
CH'KD:THAERDT 2016/03/23
APPR:RSILLER 2016/03/24
DESCRIPTION
A3
REV

QUALITY SYMBOLS
▼=0
(C)=0

GENERAL TOLERANCES (UNLESS SPECIFIED)

	mm	INCH
4 PLACES	± ---	± ---
3 PLACES	± ---	± ---
2 PLACES	± 0.05	± ---
1 PLACE	± 0.30	± ---
0 PLACE	± 0.50	± ---
ANGULAR ± 1 °		

DRAFT WHERE APPLICABLE MUST REMAIN WITHIN DIMENSIONS

DIMENSION STYLE: MM ONLY
SCALE: 1:1
DESIGN UNITS: METRIC
THIRD ANGLE PROJECTION

DRAWN BY	APOHL	DATE 2011/08/22
CHECKED BY	REISSNER	DATE 2012/01/16
APPROVED BY	CBURGER	DATE 2012/01/18
MATERIAL NO.	SEE TABLE	

TITLE: CSE M8 XP XC FE STR XM SE UNSH NANO- CHANGE

molex

DOCUMENT NO. SD-120086-001
SHEET NO. 1 OF 3
SIZE A4

THIS DRAWING CONTAINS INFORMATION THAT IS PROPRIETARY TO MOLEX INCORPORATED AND SHOULD NOT BE USED WITHOUT WRITTEN PERMISSION

NUMERICAL CODE (Available parts see table page 3 ff others on request.)

4 0 X 0 0 X X X X M X X X

- 40 = M8x1 single ended
- poles:
  - 3 = 3 poles
  - 4 = 4 poles
  - 5 = 5 poles
- header:
  - 000 = plug female straigth
- Cable:
  - E02 = 0,25mm², PVC black
  - H08 = 0,25mm², PUR black, LSOH
  - I02 = 0,25mm², PVC grey irradiated
  - K05 = 0,34mm², TPE yellow
  - P02 = 0,25mm², PUR/PVC black
  - P08 = 0,25mm², PUR yellow HIFLEX
  - P82 = 0,34mm², PUR black irradiated
  - H09 = 0,34mm², PUR black (halogen free)
- M = meter
- length:
  - Example
  - 020 = 2 m

Special Types:

X

- G = Brad in black
- H = Std with ID tag
- 1 = Stainless Steel
- 7 = Teflon coat

ENTER DESCRIPTION											
EC NO: IPG2016-1289											
DRWN:RSCHIEBER	2016/03/23										
CH'KD:THAERDT	2016/03/23										
APPR:RSILLER	2016/03/24										
A3	DESCRIPTION	REV	QUALITY SYMBOLS: ▼=0, (C)=0	GENERAL TOLERANCES (UNLESS SPECIFIED)	DIMENSION STYLE: MM ONLY	SCALE: 3:1	DESIGN UNITS: METRIC	THIRD ANGLE PROJECTION			

	mm	INCH
4 PLACES	± ---	± ---
3 PLACES	± ---	± ---
2 PLACES	± 0.05	± ---
1 PLACE	± 0.30	± ---
0 PLACE	± 0.50	± ---
ANGULAR ± 1 °		

DRAFT WHERE APPLICABLE MUST REMAIN WITHIN DIMENSIONS

DRAWN BY: APOHL	DATE: 2011/08/22	TITLE: CSE M8 XP XC FE STR XM SE UNSH NANO- CHANGE
CHECKED BY: REISSNER	DATE: 2012/01/16	
APPROVED BY: CBURGER	DATE: 2012/01/18	molex
MATERIAL NO.: SEE TABLE		DOCUMENT NO.: SD-120086-001
SIZE: A4		SHEET NO.: 2 OF 3

THIS DRAWING CONTAINS INFORMATION THAT IS PROPRIETARY TO MOLEX INCORPORATED AND SHOULD NOT BE USED WITHOUT WRITTEN PERMISSION

PART LIST:

1200868262	403000E02M002
1200868263	403000E02M003
1200271417	403000E02M006
1200270400	403000E02M010
1200271410	403000E02M012
1200271418	403000E02M015
1200270066	403000E02M020
1200868264	403000E02M020H
1200271419	403000E02M025
1200270067	403000E02M030
1200868265	403000E02M035
1200868266	403000E02M045
1200270068	403000E02M050
1200868267	403000E02M0501
1200868268	403000E02M060
1200270070	403000E02M100
1200868423	403000E02M1001
1200868109	403000E02M100G
1200868090	403000E02M150
1200868015	403000E02M200
1200865038	403000E02M250
1200868214	403000H08M005
1200271409	403000H08M010
1200868209	403000H08M015
1200868045	403000H08M020
1200271442	403000H08M020G
1200868122	403000H08M030
1200868101	403000H08M050
1200868115	403000H08M100
1200868116	403000H08M200
1200270080	403000I02M003
1200868269	403000I02M005
1200868270	403000I02M006
1200868271	403000I02M010
1200270081	403000I02M020

1200868272	403000I02M025
1200270082	403000I02M030
1200270083	403000I02M050
1200270084	403000I02M100
1200868273	403000I02M150
1200860508	403000K05M010
1200860338	403000K05M020
1200860339	403000K05M040
1200860340	403000K05M050
1200860341	403000K05M070
1200860342	403000K05M100
1200868275	403000P02M002
1200868276	403000P02M002G
1200868277	403000P02M003
1200868278	403000P02M003G
1200868279	403000P02M005
1200868280	403000P02M006
1200868281	403000P02M010
1200868282	403000P02M012
1200868283	403000P02M018
1200868001	403000P02M020
1200868284	403000P02M022
1200868285	403000P02M030
1200868286	403000P02M032
1200868287	403000P02M035
1200868288	403000P02M040
1200868002	403000P02M050
1200868289	403000P02M050G
1200868290	403000P02M055
1200868291	403000P02M080
1200868003	403000P02M100
1200868292	403000P02M150
1200270327	403000P08M005
1200270086	403000P08M020
1200270087	403000P08M030

1200270768	403000P08M040
1200860482	403000P08M050
1200270791	403000P08M060
1200270088	403000P08M100
1200868212	403000P82M005
1200868233	403000P82M010
1200271180	403000P82M020
1200868192	403000P82M0207
1200270032	403000P82M050
1200868183	403000P82M0507
1200868420	403000P82M1007
1200271423	404000E02M005
1200270549	404000E02M010
1200868340	404000E02M015
1200270127	404000E02M020
1200868341	404000E02M0201
1200868075	404000E02M020G
1200868114	404000E02M030
1200868342	404000E02M040
1200270129	404000E02M050
1200868343	404000E02M0501
1200868067	404000E02M050G
1200868344	404000E02M080
1200270131	404000E02M100
1200868068	404000E02M100G
1200868345	404000E02M110
1200270132	404000E02M150
1200868346	404000E02M170
1200868074	404000E02M1K0G
1200270133	404000E02M200
1200868069	404000E02M200G
1200868347	404000E02M210
1200868348	404000E02M250
1200868070	404000E02M300G
1200868071	404000E02M400G

1200868215	404000H08M005
1200868207	404000H08M020
1200868060	404000H08M030
1200868162	404000H08M040
1200868053	404000H08M050
1200868117	404000H08M100
1200868118	404000H08M200
1200270148	404000I02M003
1200860041	404000I02M020
1200270149	404000I02M030
1200868350	404000I02M050
1200270360	404000I02M050G
1200860369	404000I02M100
1200860370	404000K05M020
1200860371	404000K05M050
1200868349	404000K05M100
1200868351	404000P02M003
1200868156	404000P02M020
1200868352	404000P02M030
1200868353	404000P02M040
1200868157	404000P02M050
1200868354	404000P02M070
1200868158	404000P02M100
1200868355	404000P02M500
1200270150	404000P08M020
1200270649	404000P08M030
1200270151	404000P08M050
1200270371	404000P08M100
1200868213	404000P82M005
1200868232	404000P82M010
1200271042	404000P82M0207
1200271305	404000P82M050
1200271450	404000P82M0507
1200868099	405000E02M020
1200868151	405000E02M040

1200868171	405000E02M050
1200868172	405000E02M100
1200868395	405000H08M020
1200868404	405000H08M050
1200868405	405000H08M100
1200868148	405000P02M005
1200270709	405000P02M020
1200860592	405000P02M040
1200860475	405000P02M050
1200860593	405000P02M060
1200270854	405000P02M075G
1200860594	405000P02M100
1200868530	404000P02M010
1200868476	403000H09M020
1200868477	404000H09M050

ENTER DESCRIPTION
EC NO: IPG2016-1289
DRWN:RSCHIEBER 2016/03/23
CH'KD:THAERDT 2016/03/23
APPR:RSILLER 2016/03/24
DESCRIPTION
REV
A3

QUALITY SYMBOLS
▼=0
(C)=0

GENERAL TOLERANCES (UNLESS SPECIFIED)

	mm	INCH
4 PLACES	± ---	± ---
3 PLACES	± ---	± ---
2 PLACES	± 0.05	± ---
1 PLACE	± 0.30	± ---
0 PLACE	± 0.50	± ---

ANGULAR ± 1 °
DRAFT WHERE APPLICABLE MUST REMAIN WITHIN DIMENSIONS

DIMENSION STYLE: MM ONLY
SCALE: 3:1
DESIGN UNITS: METRIC
THIRD ANGLE PROJECTION

DRAWN BY: APOHL DATE: 2011/08/22
CHECKED BY: REISSNER DATE: 2012/01/16
APPROVED BY: CBURGER DATE: 2012/01/18

TITLE: CSE M8 XP XC FE STR XM SE UNSH NANO- CHANGE

molex

MATERIAL NO.: SEE TABLE
DOCUMENT NO.: SD-120086-001
SHEET NO.: 3 OF 3
SIZE: A3

THIS DRAWING CONTAINS INFORMATION THAT IS PROPRIETARY TO MOLEX INCORPORATED AND SHOULD NOT BE USED WITHOUT WRITTEN PERMISSION