



Chipsmall Limited consists of a professional team with an average of over 10 year of expertise in the distribution of electronic components. Based in Hongkong, we have already established firm and mutual-benefit business relationships with customers from,Europe,America and south Asia,supplying obsolete and hard-to-find components to meet their specific needs.

With the principle of “Quality Parts,Customers Priority,Honest Operation,and Considerate Service”,our business mainly focus on the distribution of electronic components. Line cards we deal with include Microchip,ALPS,ROHM,Xilinx,Pulse,ON,Everlight and Freescale. Main products comprise IC,Modules,Potentiometer,IC Socket,Relay,Connector.Our parts cover such applications as commercial,industrial, and automotives areas.

We are looking forward to setting up business relationship with you and hope to provide you with the best service and solution. Let us make a better world for our industry!



Contact us

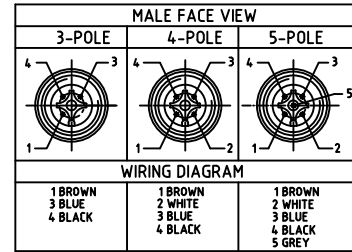
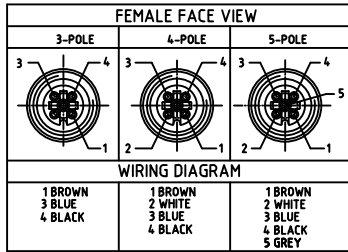
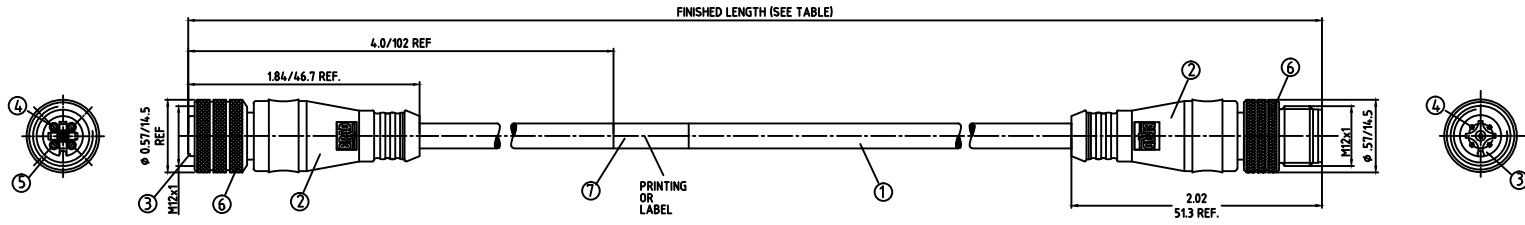
Tel: +86-755-8981 8866 Fax: +86-755-8427 6832

Email & Skype: info@chipsmall.com Web: www.chipsmall.com

Address: A1208, Overseas Decoration Building, #122 Zhenhua RD., Futian, Shenzhen, China



10 9 8 7 6 5 4 3 2 1



CONNECTOR SPECIFICATION:

VOLTAGE RATING	250 VAC/VDC
AMPERAGE RATING	max. 4 AMPS
PROTECTION	IP67
OPERATING TEMPERATURE	-20°C TO 105°C

ITEM	COMPONENT	MATERIAL	FINISH
7	LABLE	MYLAR	BLACK/YELLOW
6	COUPLER	BRASS	TEFLON
5	O-RING	VITON	RED
4	SOCKET/PIN CONTACT	COPPER ALLOY	GOLD OVER NICKEL
3	INSERT	NYLON	BLACK
2	OVERMOLD	TPE	YELLOW
1	CABLE- 22/3-5 (COPPER STRANDING) 3/4/5 CONDUCT. 300V	TPE JACKET	YELLOW

ADD P/N 884030K05M005 EC NO: WNA2011-0420 DRWN: TWOLDEGE 2/15/11 CHKD: LHARTMAN APPR: JFMURPHY 2010/01/29	QUALITY SYMBOLS ▽ = 0 ▽ = 0	GENERAL TOLERANCES (UNLESS SPECIFIED) <table border="1"> <tr> <th></th> <th>mm</th> <th>INCH</th> </tr> <tr> <td>4 PLACES</td> <td>±.01</td> <td>±.0005</td> </tr> <tr> <td>3 PLACES</td> <td>±.02</td> <td>±.001</td> </tr> <tr> <td>2 PLACES</td> <td>±.03</td> <td>±.0015</td> </tr> <tr> <td>1 PLACE</td> <td>±0.3</td> <td>±.012</td> </tr> <tr> <td colspan="3">ANGULAR ± .5°</td> </tr> </table>		mm	INCH	4 PLACES	±.01	±.0005	3 PLACES	±.02	±.001	2 PLACES	±.03	±.0015	1 PLACE	±0.3	±.012	ANGULAR ± .5°			DIMENSION STYLE IN/MM DRAWN BY DATE LSTEMMLE 2010/01/25 CHECKED BY DATE RE 2010/01/26 APPROVED BY DATE NSTAUDIG 2010/01/29	SCALE 1:1 DESIGN UNITS METRIC THIRD ANGLE PROJECTION
		mm	INCH																			
	4 PLACES	±.01	±.0005																			
	3 PLACES	±.02	±.001																			
2 PLACES	±.03	±.0015																				
1 PLACE	±0.3	±.012																				
ANGULAR ± .5°																						
DRAFT WHERE APPLICABLE MUST REMAIN WITHIN DIMENSIONS		SEE TABLE	MATERIAL NO. SD-120066-011 DOCUMENT NO.	SHEET NO. 1 OF 2																		
SIZE A3		THIS DRAWING CONTAINS INFORMATION THAT IS PROPRIETARY TO MOLEX INCORPORATED AND SHOULD NOT BE USED WITHOUT WRITTEN PERMISSION																				

10 9 8 7 6 5 4 3 2 1

10 9 8 7 6 5 4 3 2 1

POL	MATERIAL NUMBER	ENGINEERING NUMBER	FINISHED LENGTH
3	1200660676	883030K05M010	3.28' +2.19" -0 [1.0M +55.6 -0]
3	1200660680	883030K05M040	13.12' +6.50" -0 [4.0M +165.1 -0]

POL	MATERIAL NUMBER	ENGINEERING NUMBER	FINISHED LENGTH
4	1200660683	884030K05M003	.3M +19.1 -0 [.98' +.75" -0]
4	1200660684	884030K05M005	.5M +44.5 -0 [1.64' +1.75" -0]
4	1200660686	884030K05M006	.6M +44.5 -0 [1.97' +1.75" -0]
4	1200660687	884030K05M010	1.0M +55.6 -0 [3.27' +2.19" -0]
4	1200660688	884030K05M015	1.5M +55.6 -0 [4.91' +2.19" -0]
4	1200660689	884030K05M020	2.0M +88.9 -0 [6.56' +3.50" -0]
4	1200660690	884030K05M030	3.0M +88.9 -0 [9.84' +3.50" -0]
4	1200660691	884030K05M040	4.0M +165.1 -0 [13.12' +6.50" -0]
4	1200660692	884030K05M050	5.0M +165.1 -0 [16.40' +6.50" -0]
4	1200660693	884030K05M060	6.0M +165.1 -0 [19.69' +6.50" -0]
4	1200660694	884030K05M080	8.0M +317.5 -0 [26.25' +12.50" -0]
4	1200660695	884030K05M100	10.0M +317.5 -0 [32.81' +12.50" -0]
4	1200660696	884030K05M120	12.0M +317.5 -0 [39.37' +12.50" -0]
4	1200660697	884030K05M150	15.0M +622.3 -0 [49.21' +24.50" -0]
4	1200660698	884030K05M180	18.0M +622.3 -0 [59.06' +24.50" -0]
4	1200660921	884030K05M200	20.0M +622.3 -0 [65.62' +24.50" -0]
4	1200660699	884030K05M230	23.0M +622.3 -0 [75.21' +24.50" -0]
4	1200660700	884030K05M300	30.0M +622.3 -0 [98.43' +24.50" -0]
4	1200660701	884030K05M610	61.0M +622.3 -0 [199.47' +24.50" -0]

ADD P/N 884030K05M005 EC NO: WNA2011-0420 DRWN: TWOLDEGE CHKD: LHARTMAN APPR: JFMURPHY 2/15/11 2010/01/29	QUALITY SYMBOLS	GENERAL TOLERANCES (UNLESS SPECIFIED)	DIMENSION STYLE	SCALE	DESIGN UNITS	THIRD ANGLE PROJECTION
	▽ = 0	mm INCH	IN/MM	1:1	METRIC	
	▽ = 0	4 PLACES ± -- ± --	DRAWN BY DATE	MICRO-CHANGE CORDSET 3/4/5 P. FE STR/ MA STR 22/3-5 YELLOW TPE CABLE		
		3 PLACES ± -- ± --	LSTEMMLE 2010/01/25			
	2 PLACES ± -- ± .01	CHECKED BY DATE	MOLEX INCORPORATED SD-120066-011			
	1 PLACE ± 0.3 ± --	RE 2010/01/26				
	ANGULAR ± -- °	APPROVED BY DATE	THIS DRAWING CONTAINS INFORMATION THAT IS PROPRIETARY TO MOLEX INCORPORATED AND SHOULD NOT BE USED WITHOUT WRITTEN PERMISSION			
	DRAFT WHERE APPLICABLE MUST REMAIN WITHIN DIMENSIONS	NSTAUDIG 2010/01/29				
		MATERIAL NO.	SEE TABLE	DOCUMENT NO.		SHEET NO.
			SIZE A3	SD-120066-011		2 OF 2

10 9 8 7 6 5 4 3 2 1